

SIEMENS



Products for digital substations

SIPROTEC 6MU805

Merging Unit for conventional instrument transformer

Integrated
PRP, HSR



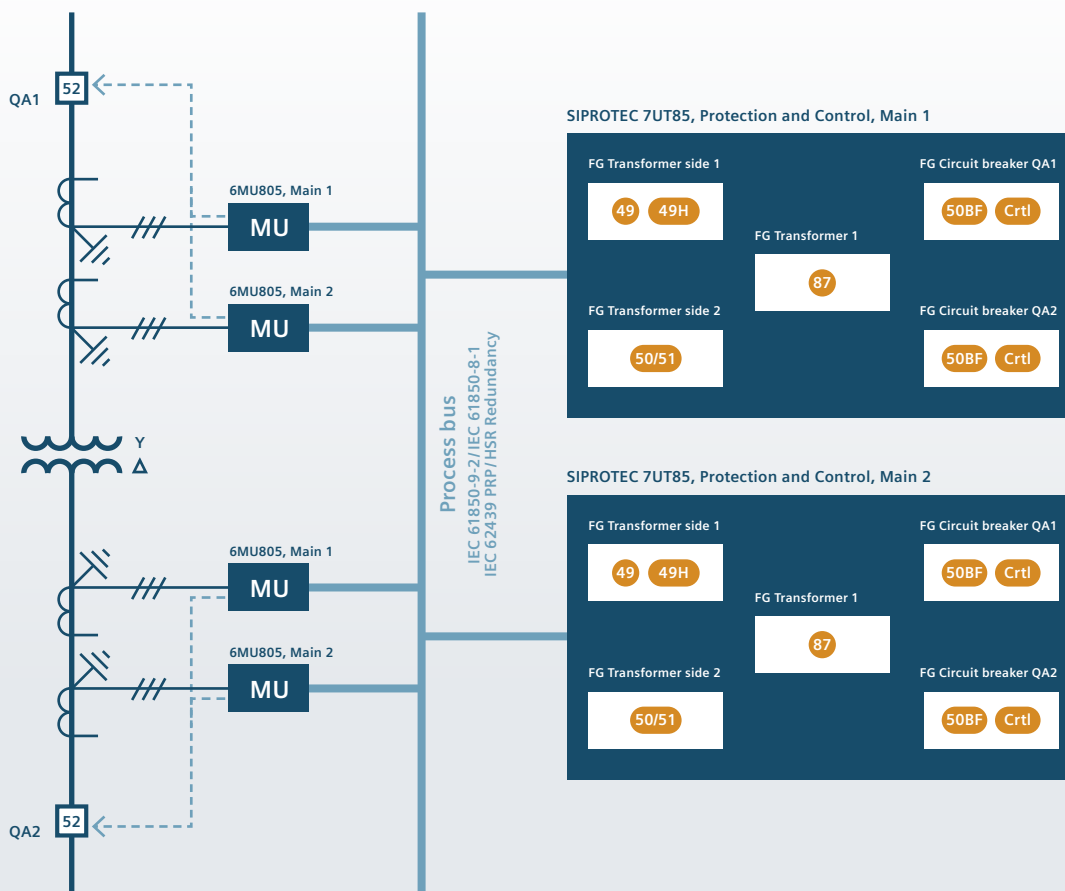
[siemens.com/processbus](https://www.siemens.com/processbus)

SIPROTEC 6MU805 Merging Unit:

built to create digital substations based on IEC 61850-9-2 process bus standard

Benefits of using a process bus:

- Cost savings as a result of reduced wiring
- Enhanced safety thanks to no exposed wires in protection relays
- Increased flexibility due to easier routing of measured values
- Independent from primary equipment



SIPROTEC 6MU805 Merging Unit:

feature overview

- IEC 61850-9-2 sampled values
- IEC 61850-8-1 GOOSE
- Time synchronization via PPS, IRIG-B, or GPS
- Input for 4 currents and 4 voltages
- Free configurable binary inputs and outputs
- Full support of IEC 62439: PRP and HSR redundancy protocols
- Designed for harsh environments, including EMC and dust
- Extended temperature range (from $-40\text{ }^{\circ}\text{C}$ and up to $70\text{ }^{\circ}\text{C}$)
- Full remote access for firmware and parameter updates and upgrades
- Web-based HMI for fast and easy remote control
- Low power consumption
- Powerful graphical logic editor (CFC)

Basic features

USB front interface, status LEDs, labeled ports

Compact design

IEC 61850-8-1, IEC 61850-9-2



Remote control and upgrade Web-based HMI

Detachable HMI

Pluggable current and voltage terminal blocks

SIPROTEC 6MU805 Merging Unit:

flexible application for digital substations

Our extensive experience gained from a wide variety of process bus pilot projects and our protection experience amassed over 100 years allow us to generate products that not only fulfill the standard but also increase customer value.

Description

SIPROTEC 6MU805 is a KEMA-certified stand-alone merging unit designed according to the standard IEC 61850-9-2 process bus. The Merging Unit SIPROTEC 6MU805 digitizes the output of conventional instrument transformers synchronized to a time-synchronization signal. The device converts the analog values to sampled measured value telegrams according to the IEC 61850-9-2 standard.

SIPROTEC 6MU805 also supports data exchange and primary equipment control command functions via GOOSE telegrams.

The Merging Unit device SIPROTEC 6MU805 complements the SIPROTEC 5 device with an IEC 61850-9-2 interface for fully digital substations.



SIPROTEC 6MU805 Merging Unit: everything you need for remote operation and control

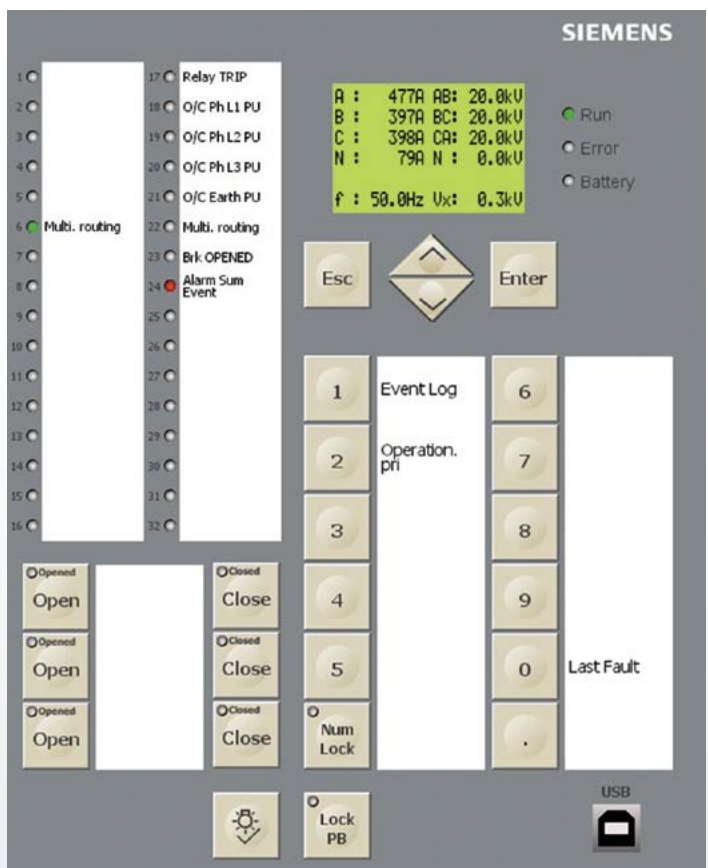
Comprehensive physical and interactive Web-based HMI

The relay has a physical or Web-based HMI with 32 LEDs and nine programmable keys to configure shortcuts for menus and other applications:

- Large and well-organized display
- 14 function keys plus arrow keys
- 32 configurable LEDs plus operating LEDs
- Automatic LED and keys labeling
- Key for LED acknowledgement
- "Open" and "Close" keys for direct control of equipment
- Lock keys prevent accidental actions

With DIGSI 4 and SIGRA, you have everything under control

- Easy configuration of flexible protection functions
- A matrix instead of nested dialogs means less time and fewer errors
- With DIGSI 4, you read all process data from a device and store it centrally
- With SIGRA, you can analyze every network fault



SIPROTEC 6MU805 Merging Unit: function overview

Control functions/programmable logic

- Commands for the control of CB, reclosers, disconnect switches (isolators/isolating switches)
- Control through keyboard, binary inputs, DIGSI 4, or SCADA system
- User-defined PLC logic with CFC (for example, interlocking)

Communication interfaces

- Ethernet, optical LC multimode
- Sampled measured values (IEC 61850-9-2)
- GOOSE (IEC 61850-8-1)
- PRP, HSR redundancy protocols (IEC 62439)
- USB front interface for DIGSI
- SNTP for logging

Hardware


- 4 current transformers
- 4 voltage transformers
- 12 binary inputs
- 8 binary outputs
- 1 life contact
- Pluggable terminals
- Detachable HMI
- Low-power CTs

Mandatory for process bus according to IEC 61850-9-2 LE

- IEC 61850-9-2 sampled values
- Input for 4 currents and 4 voltages
- Time synchronization via PPS

Additional features of SIPROTEC 6MU805

- IEC 61850-8-1 GOOSE for integrated breaker control
- 12 binary inputs and 8 binary outputs
- Compliant with current draft of Merging Unit Standard IEC 61869-9/-13
- Time synchronization via IRIG-B or GPS
- Full support of IEC 62439: PRP and HSR redundancy protocols
- Integrated Web server for easy access
- Integrated in DIGSI for holistic engineering
- Extended temperature range (from – 40 °C and up to 70 °C) for harsh environments



Product description:

Merging Unit for conventional instrument transformers SIPROTEC 6MU805

		5	6	7	8	9	10	11	12	13	14	15	16		
Order No.: 6 M U 8 0		□	□	□	□	□	□	□	□	□	□	□	□	-	□
Basic functions		↑	↑	↑	↑	↑	↑	↑	↑	↑	↑	↑	↑	↑	↑
Housing, 12 BI, 8 BO, 1 Life contact	5														
Specification of CT and VT measuring inputs	4														
4 x I 1 A/5 A, 4 x V															
Rated auxiliary voltage	1														
DC 60 V to 250 V; AC 115 V, AC 230 V															
DC 24 V/48 V	2														
Unit version	A														
Surface mounting housing															
Surface/Flush mounting housing with HMI	B														
Surface mounting housing with detached HMI	C														
Region-specific default- and language settings	A														
Region DE, IEC, language German ¹⁾															
Region World, IEC/ANSI, language English ¹⁾	B														
System interface	9													L	S
100 Mbit Ethernet, with integrated switch, optical, 2 x LC connector multimode															
Protocol for system interface	9														
IEC 61850-9-2, IEC 61850-8-1															
Additional interfaces	6														
Optical PPS/IRIG-B 005 / B007 module															
GPS module	7														
Basic function	3														
Standard															
Additional function	F														
Standard															
Function package	M														
Merging Unit															
Function package	0														
None															

¹⁾ language selectable



Subject to changes and errors.

The information given in this document only contains general descriptions and / or performance features which may not always specifically reflect those described, or which may undergo modification in the course of further development of the products. The requested performance features are binding only when they are expressly agreed upon in the concluded contract.

For all products using security features of OpenSSL, the following shall apply:

This product includes software developed by the OpenSSL Project for use in the OpenSSL Toolkit (www.openssl.org).

This product includes cryptographic software written by Eric Young (ey@cryptsoft.com).

Published by
Siemens AG 2016
Digital Grid Business Unit
PRO & SYS Group
7000 Siemens Drive
Wendell, NC 27591

Order No. EMDG-B10035-00-4AUS
Dispo-Nr.: 06200
HL 16011711 WS 02160.5

For more information,
please contact our
Customer Support Center.
Phone: +1 877-217-4943
E-mail: support.siprotec.us@siemens.com