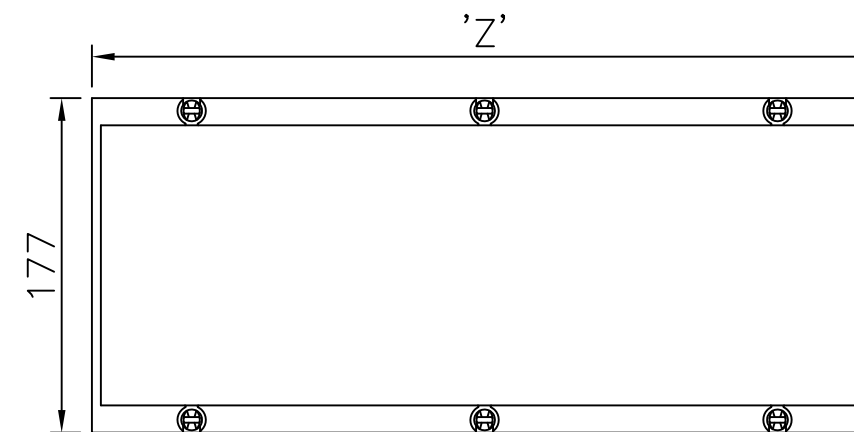
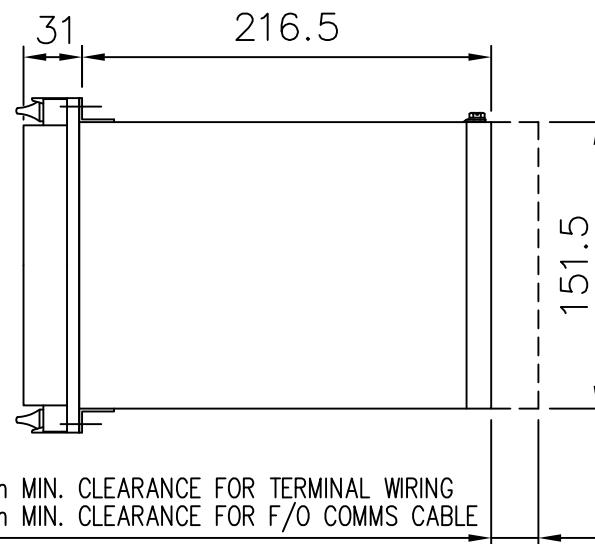
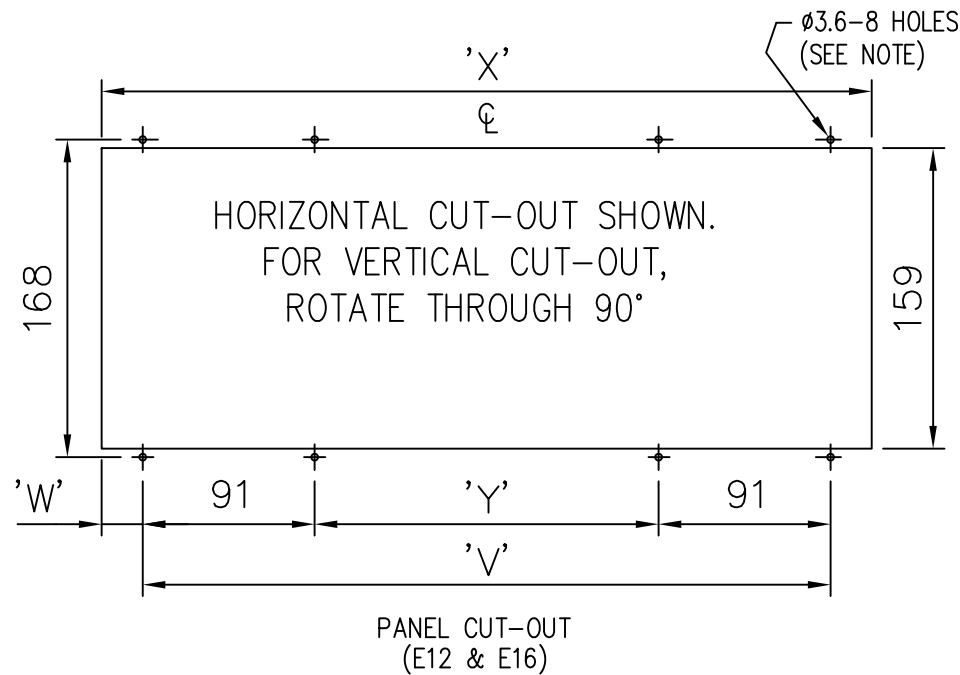


IF IN DOUBT ASK
DO NOT SCALE



NOT SUBJECT TO UPDATE
ONCE COPIED / PRINTED
OR DOWNLOADED

E12 CASE		E16 CASE	
V	286	V	364
W	9.25	W	21.75
X	304.5	X	407.5
Y	104	Y	182
Z	311.5	Z	415.5

NOTE:
THE $\phi 3.6$ HOLES ARE FOR M4 THREAD FORMING (TRILOBULAR) SCREWS. THESE ARE SUPPLIED AS STANDARD AND ARE SUITABLE FOR USE IN FERROUS/ALUMINIUM PANELS 1.6mm THICK AND ABOVE. FOR OTHER PANELS, HOLES TO BE M4 CLEARANCE (TYPICALLY $\phi 4.5$) AND RELAYS MOUNTED USING M4 MACHINE SCREWS, NUTS AND LOCKWASHERS (SUPPLIED IN PANEL FIXING KIT).

4 RDW	04/06/07	MN995/2883 (AL)
3 RDW	23/05/03	MN995/2531 MM
2	21/01/03	MN995/2462 ML
1	26/07/01	CHANGE
ISSUE	DATE	NOTED \triangle

DRAWING OFFICE ONLY NOTE
ANY CHANGE TO THIS DRG MUST BE REFLECTED ON DRGS 2995X10012, 2995X10016 & CATALOGUE.

MATERIAL:

Dimensions in millimetres ; Surface texture in micrometres.
Machine where marked \checkmark
For explanation of dimensions, tolerances, notes etc. see B.S.308.
Limit on untoleranced unmachined dimensions \pm _____
Limits on untoleranced machined dimensions to B.S.4500;
i.e. up to 6 ± 0.1 ; over 30 to 120 ± 0.3 ; over 315 ± 0.8 ;
over 6 to 30 ± 0.2 ; over 120 to 315 ± 0.5 ;
General unmachined angular tolerance \pm _____

Finish:

Treatment:

Title:
OVERALL DIMENSIONS AND PANEL DRILLING
FOR EPSILON E12 AND E16 CASES

SIEMENS PROTECTION DEVICES LTD.

Original Scale.
1:4

First used on:
Similar Articles:
Supersedes:
Drg. No.
2995X10018

Copyright © 2001 Siemens Protection Devices Ltd. Hebburn