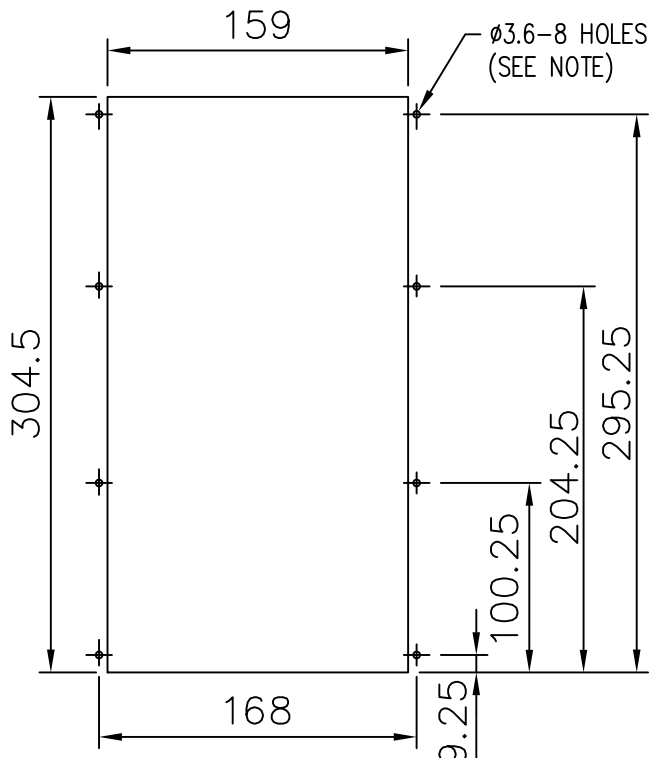
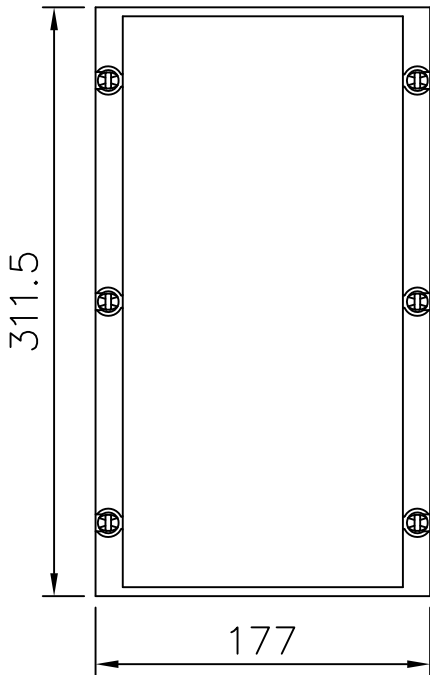
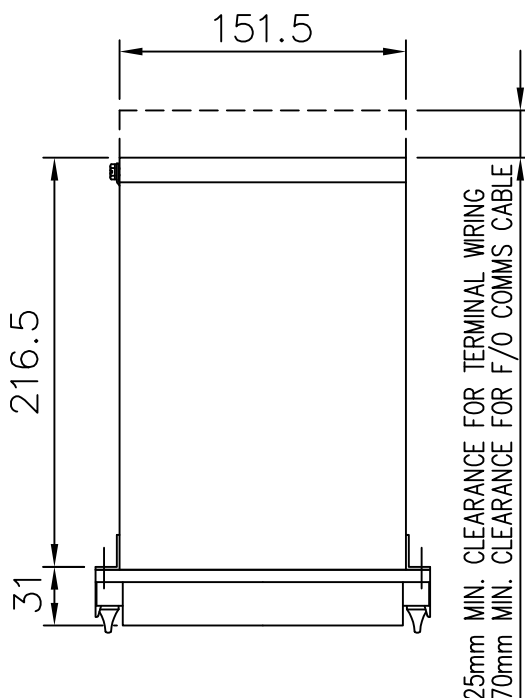


2995X10013



PANEL CUT-OUT



**NOT SUBJECT TO UPDATE
ONCE COPIED / PRINTED
OR DOWNLOADED**

NOTE:
THE Ø3.6 HOLES ARE FOR M4 THREAD FORMING (TRILOBULAR) SCREWS. THESE ARE SUPPLIED AS STANDARD AND ARE SUITABLE FOR USE IN FERROUS/ALUMINIUM PANELS 1.6mm THICK AND ABOVE. FOR OTHER PANELS, HOLES TO BE M4 CLEARANCE (TYPICALLY Ø4.5) AND RELAYS MOUNTED USING M4 MACHINE SCREWS, NUTS AND LOCKWASHERS (SUPPLIED IN PANEL FIXING KIT).

DRAWING OFFICE ONLY NOTE
ANY CHANGE TO THIS DRG MUST BE REFLECTED ON DRG 2995X10018 & CATALOGUE

			Title. OVERALL DIMENSIONS AND PANEL DRILLING FOR VERTICAL EPSILON E12 CASE		First used on:	
					Similar Articles:	
					Supersedes:	
3 RDW	04/06/07	MN995/2883 (AL)	SIEMENS PROTECTION DEVICES LTD.		Original Scale.	Drg.No.
2 RDW	21/01/03	MN995/2462 ML/RDW			1:4	2995X10013
1	22/3/00					
ISSUE	DATE	MOD.No.				
DRAWN:	M.GREEN	CHECKED: M.GRREN	APPROVED: RD.WATSON	DATE: 03/04/00	IE:	OPS: