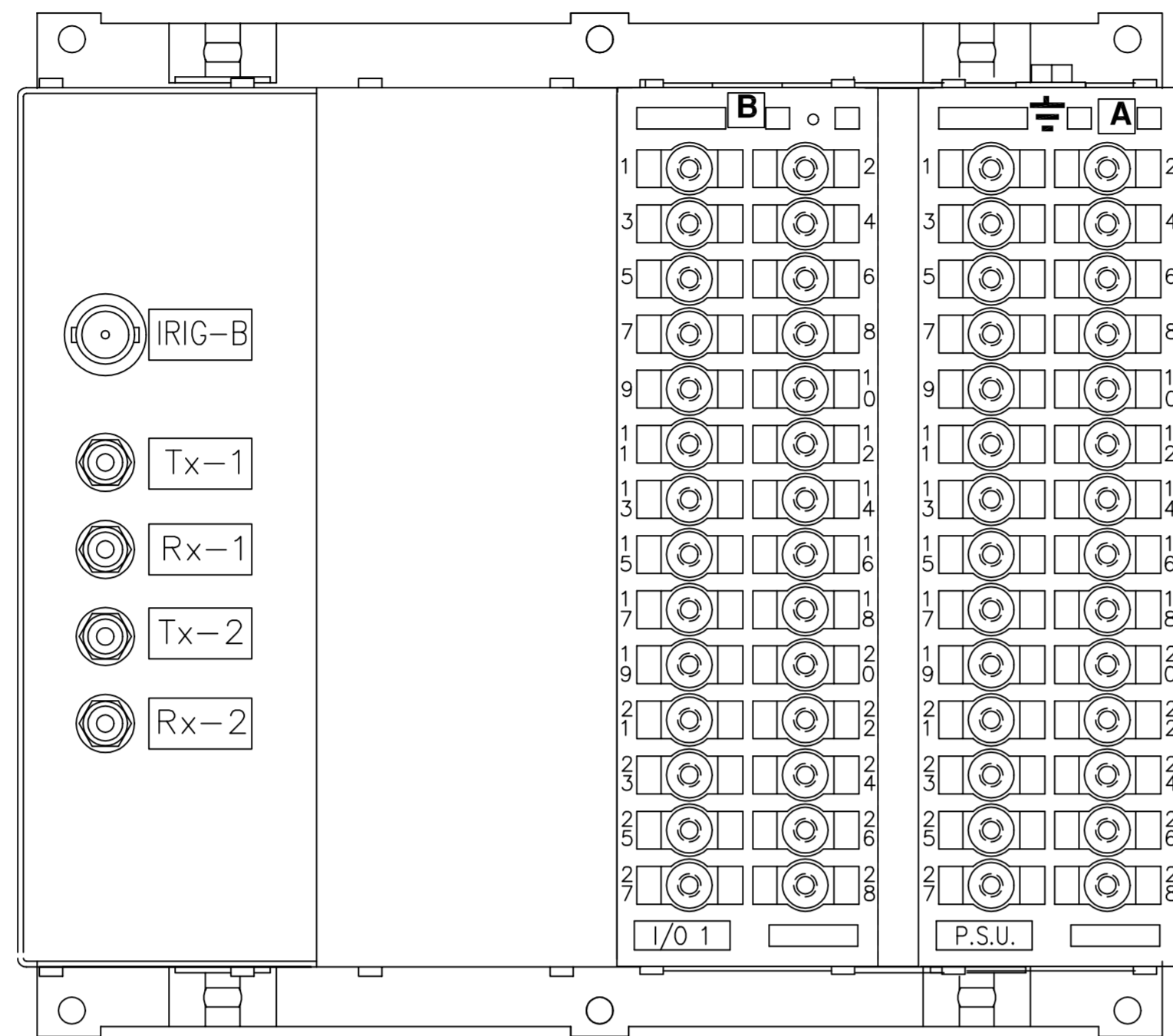


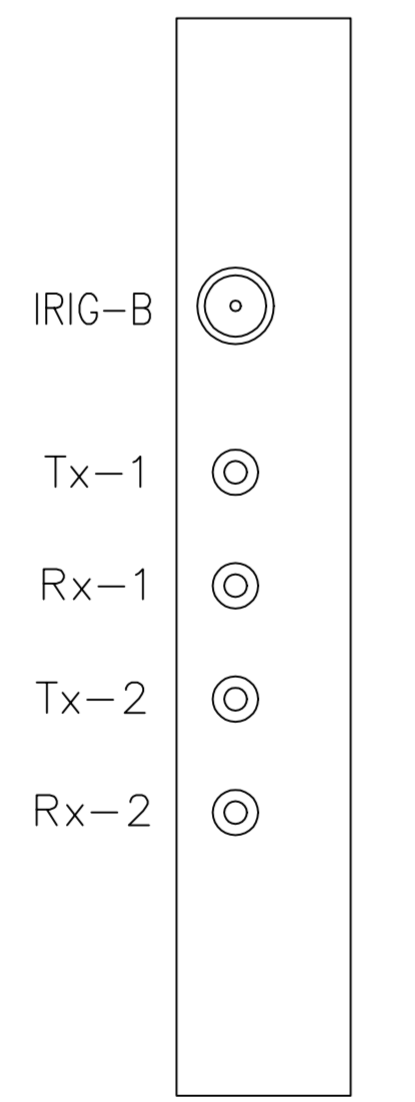
IF IN DOUBT ASK
DO NOT SCALE

A
B
C
D
E
F
G
H
J
K


NOTES
 1 TERMINALS RECOMMENDED ARE PRE INSULATED & MUST BE CRIMPED USING APPROVED TOOLING. AMP PIDG OR PLASTI GRIP FUNNEL ENTRY (RING TONGUE) FOR M4 FIXING STUD.
 SUPPLIER AMP 342103 CABLE SIZE 0.25-1.6 SQ MM
 AMP 342143 1.0-2.6 SQ MM.
 OR ANY OTHER MANUFACTURERS EQUIVALENT TERMINAL.
 2 FOR OUTLINE & DRILLING DRG SEE 2995X10008 (A4).
 3 IRIG-B & FIBRE OPTIC CONNECTORS MUST BE DISCONNECTED & FIXING NUTS REMOVED BEFORE WITHDRAWING CONTROLLER MODULE.



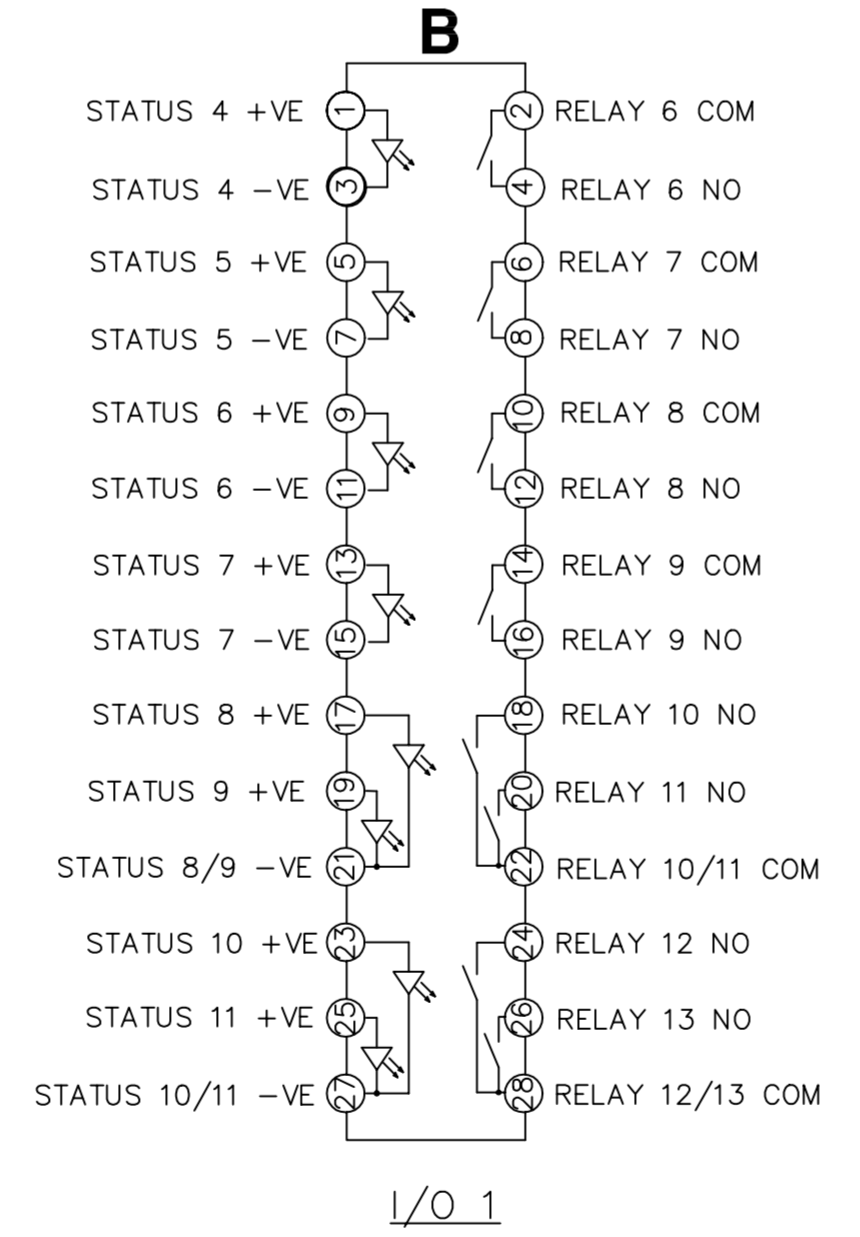
RELAY VIEWED FROM REAR



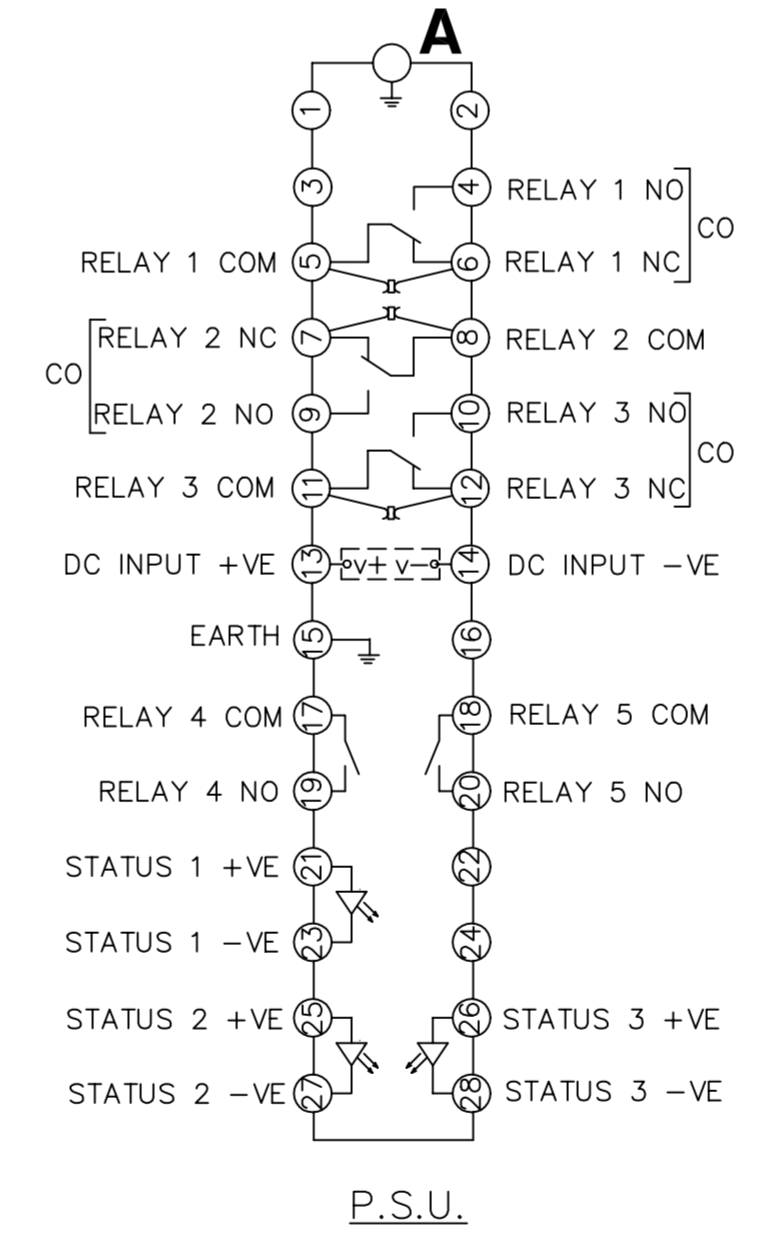
Controller Module
(SEE NOTE 3)



No Module Fitted



I/O 1



P.S.U.

MODULE LABEL KEY	
ANALOGUE MODULE	NOT FITTED
INPUT/OUTPUT MODULE	I/O 1 etc
P.S.U. & BASIC I/O MODULE	P.S.U.

ABBREVIATIONS	
CT	CURRENT INPUTS
VT	VOLTAGE INPUTS
SI	STATUS INPUTS
CO	CHANGE OVER OUTPUT CONTACTS
NO	NORMALLY OPEN OUTPUT CONTACTS
NC	NORMALLY CLOSED OUTPUT CONTACTS

MATERIAL:
 Dimensions in millimetres : Surface texture in micrometres.
 Machine where marked ✓
 For explanation of dimensions, tolerances, notes etc. see B.S.308.
 Limit on untoleranced unmachined dimensions ±
 Limits on untoleranced machined dimensions to B.S.4500;
 i.e. up to 6±0.1; over 30 to 120±0.3; over 315±0.8;
 over 6 to 30±0.2; over 120 to 315±0.5;
 General unmachined angular tolerance ±

Finish:	Title: TERM IDENT & WIRING DIAGRAM FOR TAU A/R RELAY (11SI,3-C0,10-NO) E8 CASE	First used on:
Treatment:	VATECH REYROLLE AUTOMATION, CONTROL & PROTECTION	Supersedes:
	Original Scale: NTS	Dwg. No. 2715W11005

NOT SUBJECT TO UPDATE
ONCE COPIED / PRINTED
OR DOWNLOADED

RDW	DATE	DESCRIPTION
5	13/08/03	MNS13/2440 MM
4	11/9/02	MNS13/2383 RDW
3	27/8/02	MNS13/2370 RDW
2	05/03/01	MODULE LABEL & POSTIN ADDED
1	7/3/00	CHANGE