

NOTES

1 TERMINALS RECOMMENDED ARE PRE INSULATED & MUST BE CRIMPED USING APPROVED TOOLING. AMP PIDG OR PLASTI GRIP FUNNEL ENTRY (RING TONGUE) FOR M4 FIXING STUD.

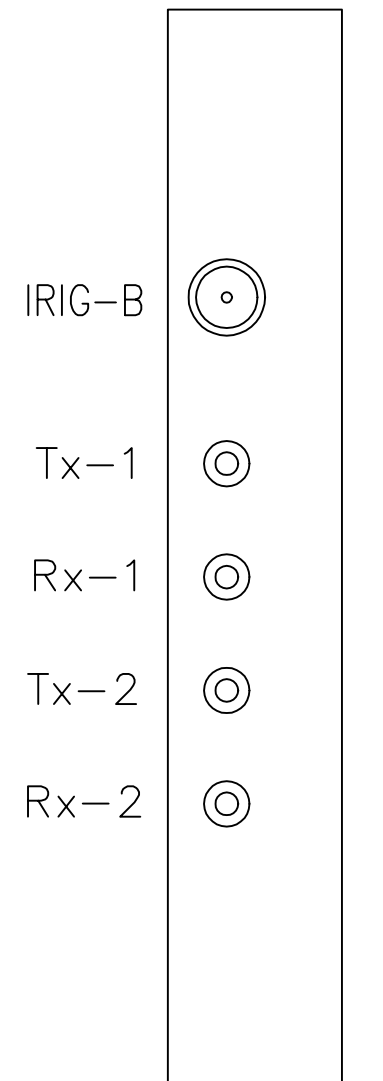
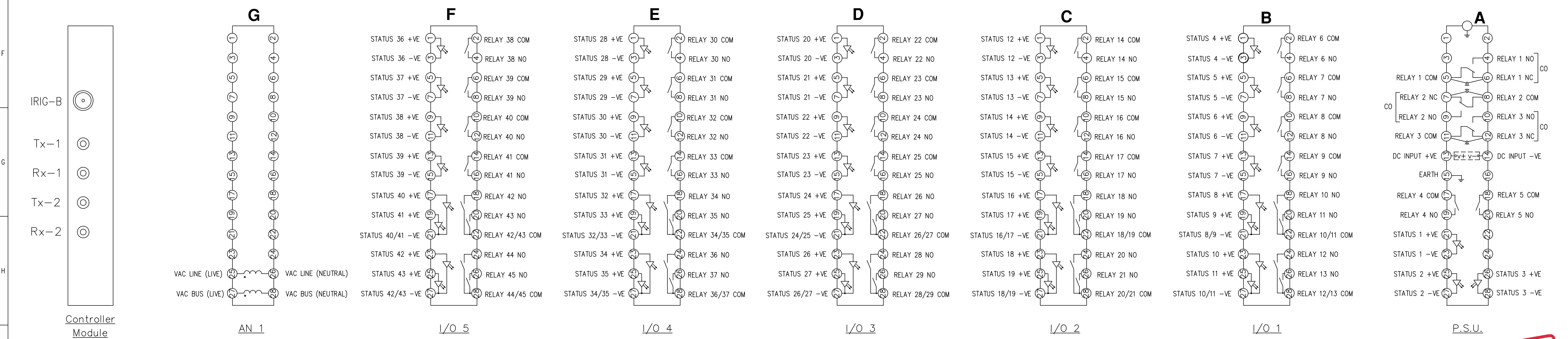
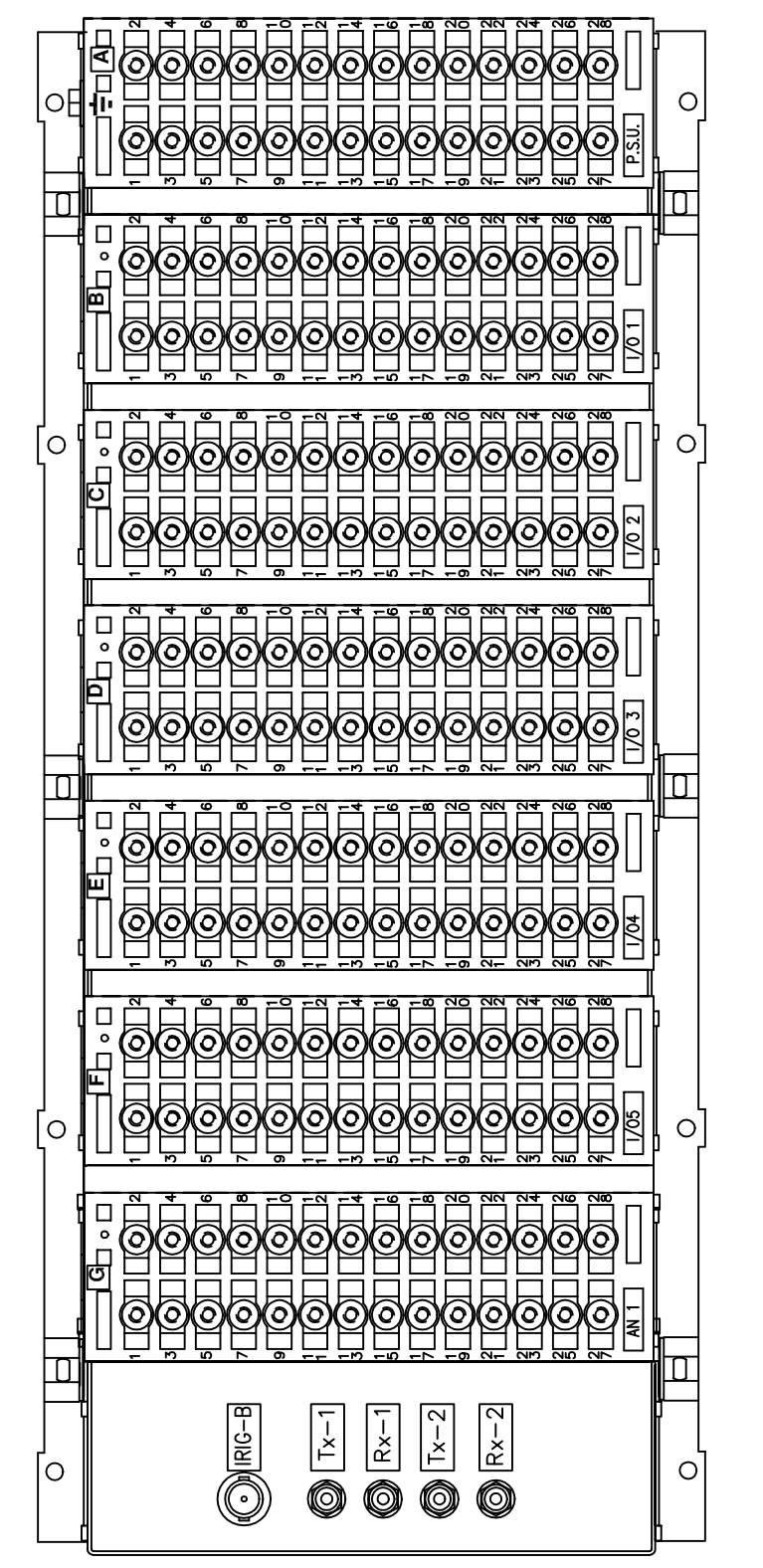
SUPPLIER AMP CABLE SIZE  
 AMP 342103 0.25-1.6 SQ MM  
 AMP 342143 1.0-2.6 SQ MM.

OR ANY OTHER MANUFACTURERS EQUIVALENT TERMINAL.

2 FOR OUTLINE & DRILLING DRG SEE 2995X10016 (A4).

3 IRIG-B & FIBRE OPTIC CONNECTORS MUST BE DISCONNECTED & FIXING NUTS REMOVED BEFORE WITHDRAWING CONTROLLER MODULE.

RELAY VIEWED FROM REAR



Controller Module  
(SEE NOTE 3)

MODULE LABEL KEY	
ANALOGUE MODULE	AN 1 etc
INPUT/OUTPUT MODULE	I/O 1 etc
P.S.U. & BASIC I/O MODULE	P.S.U.

ABBREVIATIONS	
CT	CURRENT INPUTS
VT	VOLTAGE INPUTS
SI	STATUS INPUTS
CO	CHANGE OVER OUTPUT CONTACTS
NO	NORMALLY OPEN OUTPUT CONTACTS
NC	NORMALLY CLOSED OUTPUT CONTACTS

MATERIAL:

Dimensions in millimetres : Surface texture in micrometres.  
 Machine where marked ✓  
 For explanation of dimensions, tolerances, notes etc. see B.S.308.  
 Limit on untoleranced unmachined dimensions ±  
 i.e. up to 6±0.1; over 30 to 120±0.3; over 315±0.8;  
 Limits on untoleranced machined dimensions to B.S.4500;  
 over 6 to 30±0.2; over 120 to 315±0.5;  
 General unmachined angular tolerance ±

Finish:	Title:	First used on:
Treatment:	TERM IDENT & WIRING DIAGRAM FOR TAU A/R+CHECK SYNC RELAY (2VT,43SI,3CO,42NO) E16 CASE	Similar Articles:
	VA TECH Reyrolle	Supersedes:
	AUTOMATION, CONTROL & PROTECTION	Original Scale:
	NTS	Dr. No.
		2715W11017

NOT SUBJECT TO UPDATE  
 ONCE COPIED / PRINTED  
 OR DOWNLOADED

3	RDW	18/08/03	MNS13/246	MM
2		27/6/02	MNS13/2370	RDW
1		12/6/02	CHANGE	
		ISSUE	DATE	NOTED

Copyright © 2002 VA TECH Reyrolle Ltd. Hebburn