

IF IN DOUBT ASK  
DO NOT SCALE

DCD12xA (ARGUS 1) MODULAR SIZE 4 CASE

A

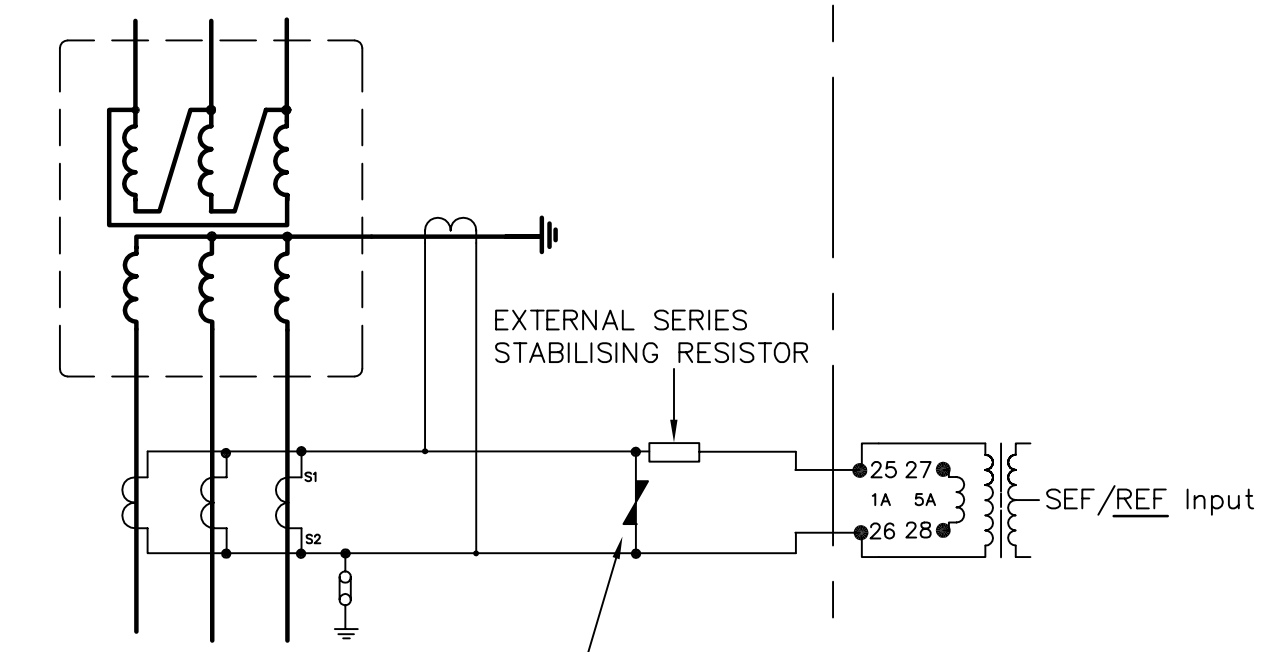
B

C

D

E

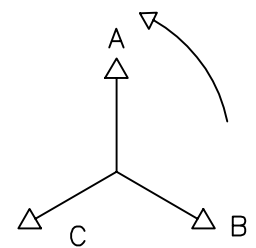
F



EXTERNAL VOLTAGE LIMITING DEVICE  
(NON LINEAR RESISTOR)

EXTERNAL SERIES  
STABILISING RESISTOR

SEF/REF Input

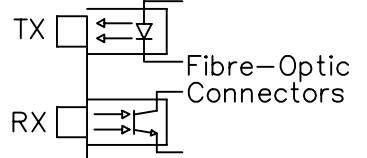


PHASE ROTATION

D.C Auxilliary  
Input Volts

Earth Case Earth

STATUS I/P 1



Finish:

Treatment:

Title:  
TYPICAL SCHEMATIC DIAGRAM SINGLE POLE SEF/REF  
NUMERIC OVERCURRENT PROTECTION (ARGUS 1) EPSILON CASE  
APPLIED TO PROVIDE REF PROTECTION

**Reyrolle Protection  
Hebburn.**

Original Scale.  
NTS

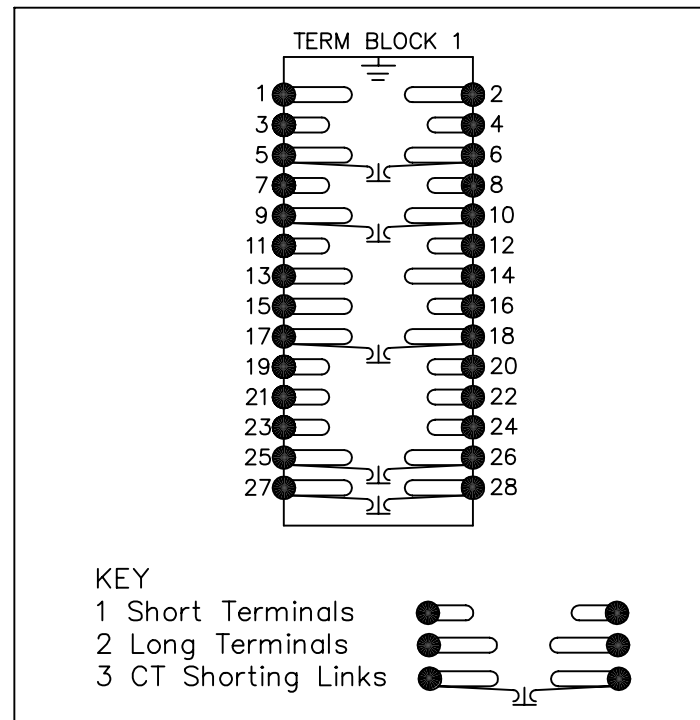
First used on:  
Similar Articles:  
Supersedes:

Drg. No.  
**2434W10084**

NOTES

- 1 CT CIRCUITS ARE SHOWN CONNECTED TO RELAY 1 AMP TAP. USE ALTERNATIVE TAP FOR 5AMP RATED CTs.
- 2 CT & EARTH CONNECTIONS ARE TYPICAL ONLY.
- 3 EXTERNAL N.L.R & STABILISING RESISTOR REQUIRED FOR HIGH IMPEDANCE RESTRICTED EARTH FAULT APPLICATIONS. REFER TO APPLICATION GUIDE 990/TIR/06/1
- 4 FOR TERMINAL DIAGRAM SEE 2434W50002 (A2)

TERMINAL BLOCKS VIEWED FROM REAR



**NOT SUBJECT TO UPDATE  
ONCE COPIED / PRINTED  
OR DOWNLOADED**

MATERIAL:

Dimensions in millimetres : Surface texture in micrometres.  
Machine where marked ✓  
For explanation of dimensions, tolerances, notes etc. see B.S.308.  
Limit on untoleranced unmachined dimensions ± \_\_\_\_\_  
Limits on untoleranced machined dimensions to B.S.4500;  
i.e. up to 6±0.1; over 30 to 120±0.3; over 315±0.8;  
over 6 to 30±0.2; over 120 to 315±0.5;  
General unmachined angular tolerance ± \_\_\_\_\_

DRAWN M LEASK	CHECKED	APPROVED R.D.WATSON	DATE 23/07/02	IE	OPS	PCP	Purch.Spec. TQ	EAC	CE	STD	A3
---------------	---------	---------------------	---------------	----	-----	-----	----------------	-----	----	-----	----

Copyright © 2002 Reyrolle Ltd.

2	21/8/02	MN434/2368
1	06/06/02	CHANGE NOTED
ISSUE	DATE	NOTED