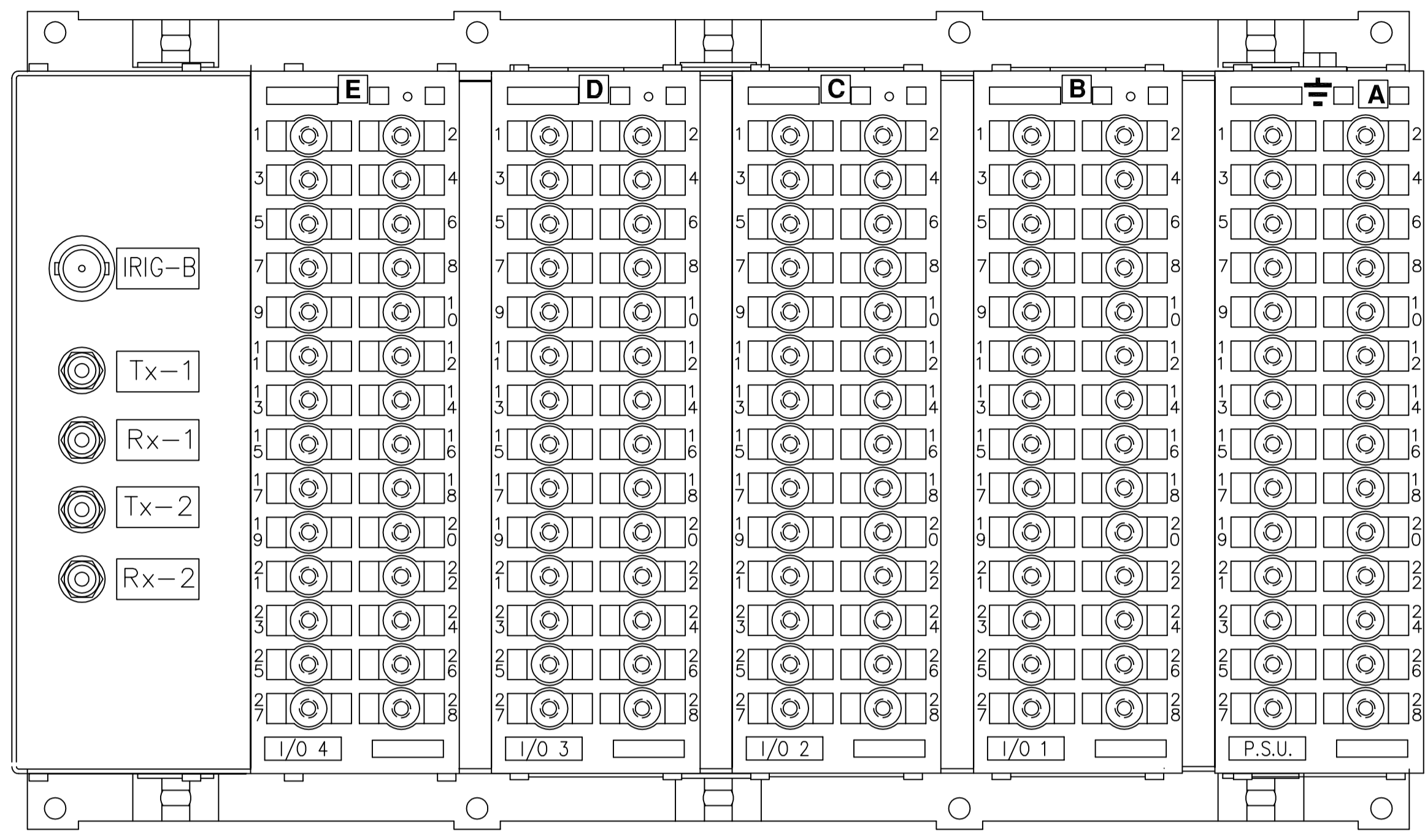


IF IN DOUBT ASK
DO NOT SCALE



RELAY VIEWED FROM REAR

NOTES

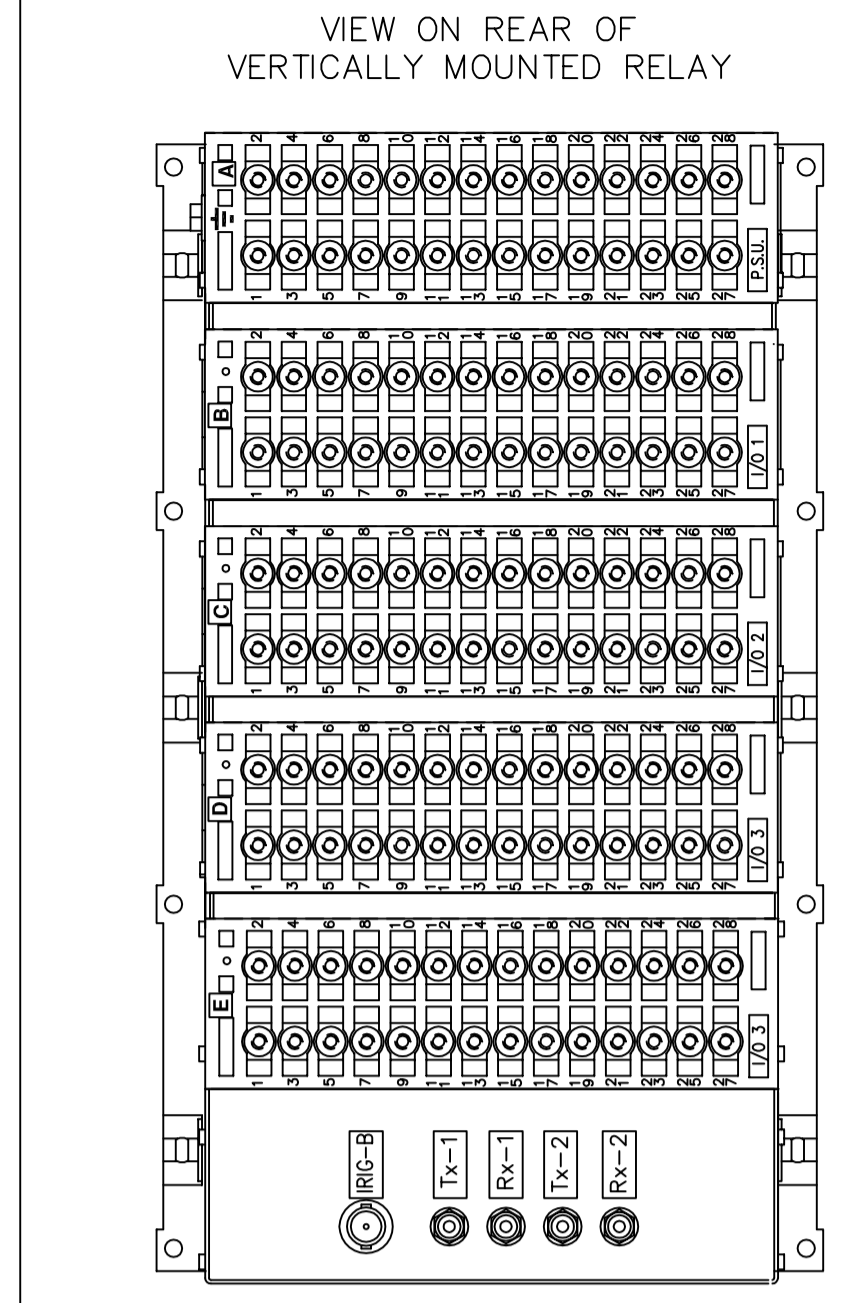
1 TERMINALS RECOMMENDED ARE PRE INSULATED & MUST BE CRIMPED USING APPROVED TOOLING.
AMP PIDG OR PLASTI GRIP FUNNEL ENTRY (RING TONGUE) FOR M4 FIXING STUD.

SUPPLIER	AMP	CABLE SIZE
AMP	342103	0.25-1.6 SQ MM
AMP	342143	1.0-2.6 SQ MM.

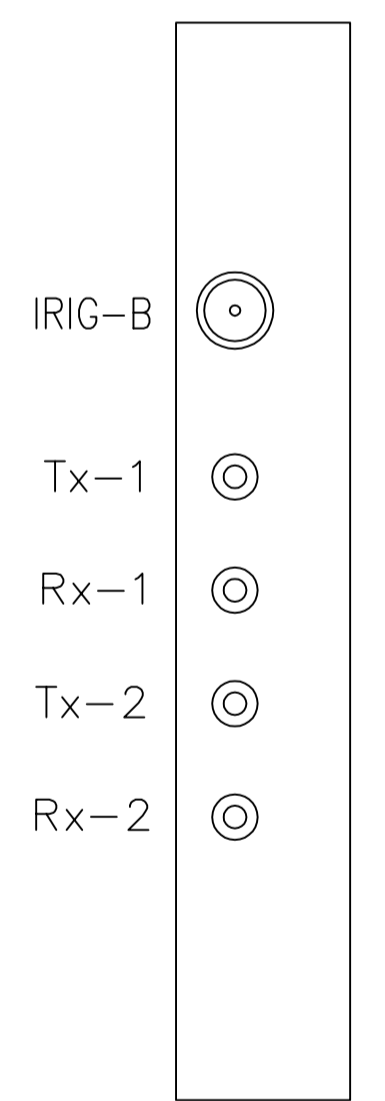
OR ANY OTHER MANUFACTURERS EQUIVALENT TERMINAL.

2 FOR OUTLINE & DRILLING DRG SEE 2995X10012 (A4).

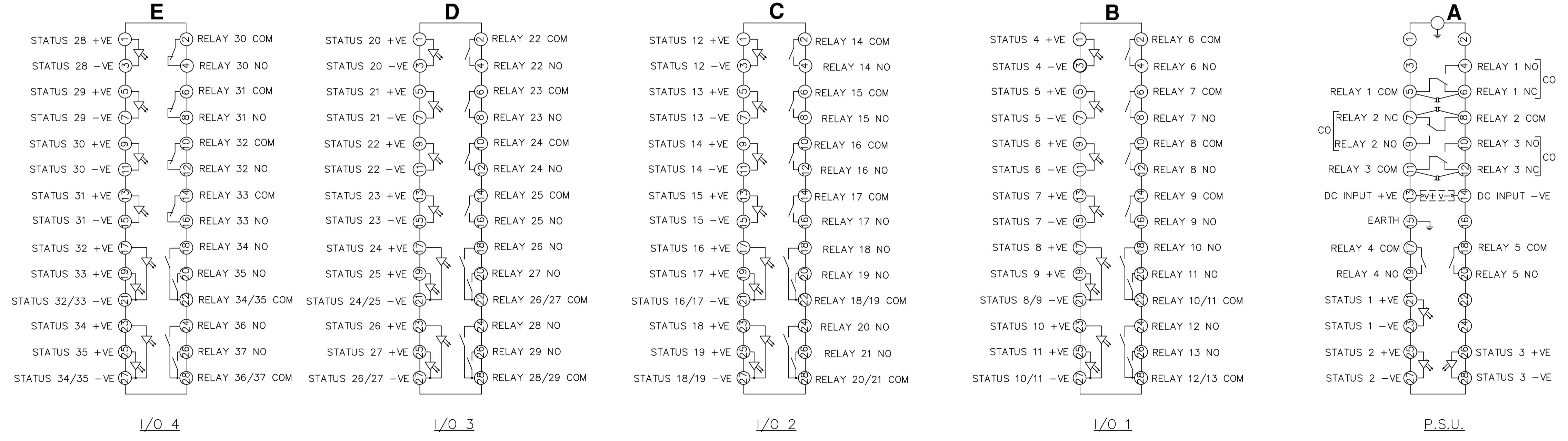
3 IRIG-B & FIBRE OPTIC CONNECTORS MUST BE DISCONNECTED & FIXING NUTS REMOVED BEFORE WITHDRAWING CONTROLLER MODULE.



VIEW ON REAR OF
VERTICALLY MOUNTED RELAY



Controller
Module
(SEE NOTE 3)



MODULE LABEL KEY	
ANALOGUE MODULE	NOT FITTED
INPUT/OUTPUT MODULE	I/O 1 etc
P.S.U. & BASIC I/O MODULE	P.S.U.

ABBREVIATIONS	
CT	CURRENT INPUTS
VT	VOLTAGE INPUTS
SI	STATUS INPUTS
CO	CHANGE OVER OUTPUT CONTACTS
NO	NORMALLY OPEN OUTPUT CONTACTS
NC	NORMALLY CLOSED OUTPUT CONTACTS

MATERIAL:

Dimensions in millimetres ; Surface texture in micrometres.
Machine where marked ✓
For explanation of dimensions, tolerances, notes etc. see B.S.308.
Limit on untoleranced unmachined dimensions ±
Limits on untoleranced machined dimensions to B.S.4500;
i.e. up to 6±0.1; over 30 to 120±0.3; over 315±0.8;
over 6 to 30±0.2; over 120 to 315±0.5;
General unmachined angular tolerance ±

Finish:	Title:	First used on:
Treatment:	TERMINAL ID. & WIRING FOR IOTA COMMON SERVICES RELAY (35SI, 3CO + 30NO + 4NC) E12 CASE	Similar Articles:
	Original Scale:	Supersedes:
	SIEMENS PROTECTION DEVICES LTD.	Drg. No.
	NTS	2761W11036

NOT SUBJECT TO UPDATE
ONCE COPIED / PRINTED
OR DOWNLOADED

Copyright © 2006 Siemens Protection Devices Ltd. Hebburn

ISSUE	DATE	CHANGE NOTED
1	25/5/06	