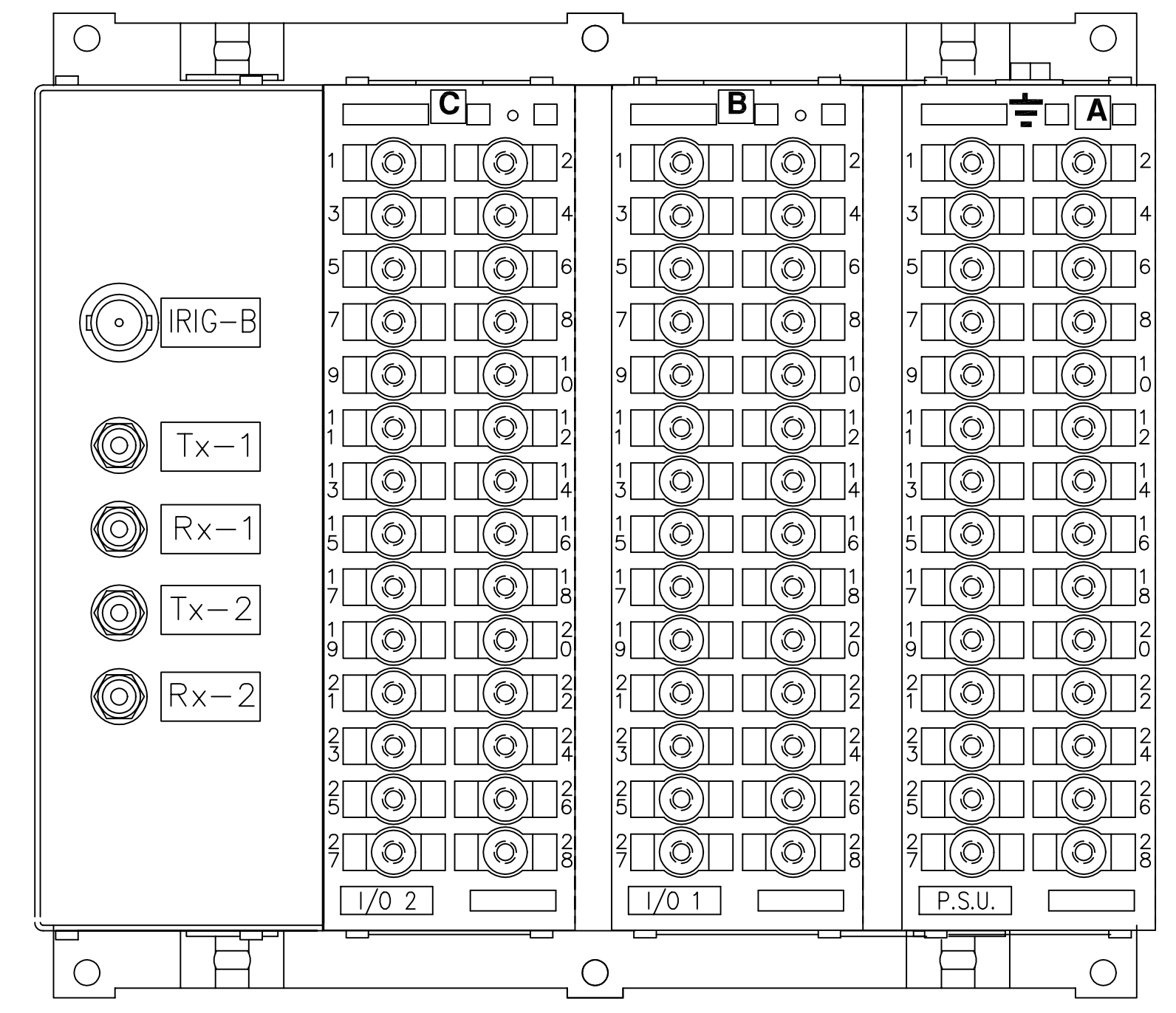
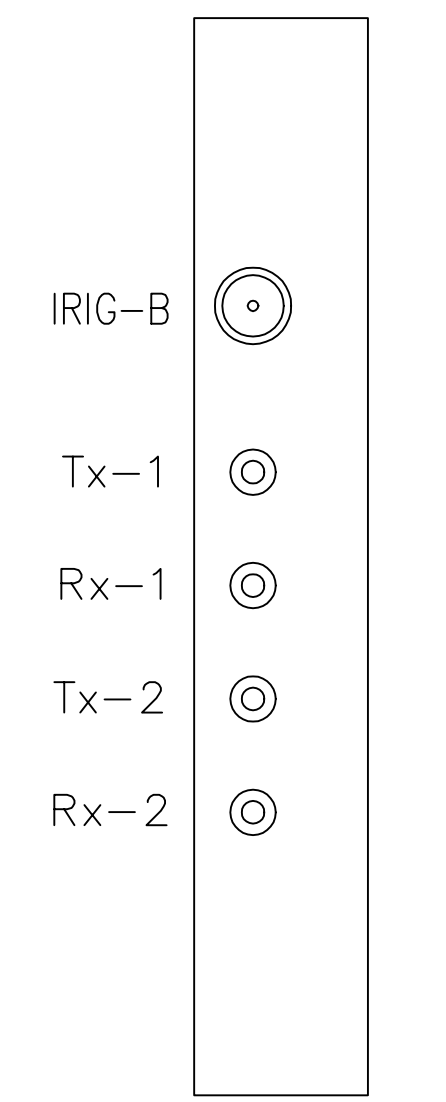


IF IN DOUBT ASK  
DO NOT SCALE

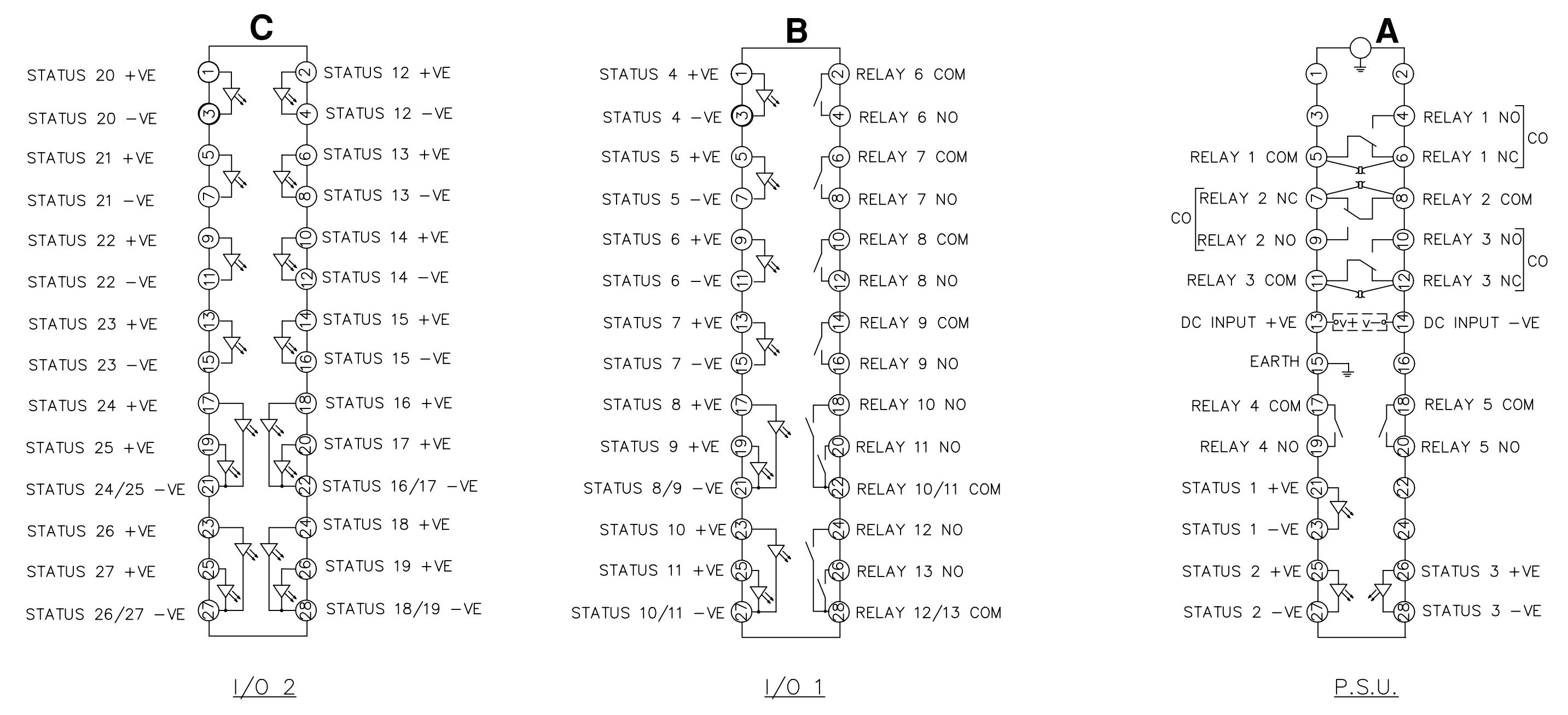
NOTES  
 1 TERMINALS RECOMMENDED ARE PRE INSULATED & MUST BE CRIMPED USING APPROVED TOOLING. AMP PIDG OR PLASTI GRIP FUNNEL ENTRY (RING TONGUE) FOR M4 FIXING STUD.  
 SUPPLIER AMP 342103 CABLE SIZE 0.25-1.6 SQ MM  
 AMP 342143 1.0-2.6 SQ MM.  
 OR ANY OTHER MANUFACTURERS EQUIVALENT TERMINAL.  
 2 FOR OUTLINE & DRILLING DRG SEE 2995X10008 (A4).  
 3 IRIG-B & FIBRE OPTIC CONNECTORS MUST BE DISCONNECTED & FIXING NUTS REMOVED BEFORE WITHDRAWING CONTROLLER MODULE.



RELAY VIEWED FROM REAR



Controller Module  
(SEE NOTE 3)



MODULE LABEL KEY	
ANALOGUE MODULE	NOT FITTED
INPUT/OUTPUT MODULE	I/O 1 etc
P.S.U. & BASIC I/O MODULE	P.S.U.

ABBREVIATIONS	
CT	CURRENT INPUTS
VT	VOLTAGE INPUTS
SI	STATUS INPUTS
CO	CHANGE OVER OUTPUT CONTACTS
NO	NORMALLY OPEN OUTPUT CONTACTS
NC	NORMALLY CLOSED OUTPUT CONTACTS

NOT SUBJECT TO UPDATE  
ONCE COPIED / PRINTED  
OR DOWNLOADED

**MATERIAL:**  
 Dimensions in millimetres : Surface texture in micrometres.  
 Machine where marked ✓  
 For explanation of dimensions, tolerances, notes etc. see B.S.308.  
 Limit on untoleranced unmachined dimensions ±  
 Limits on untoleranced machined dimensions to B.S.4500;  
 i.e. up to 6±0.1; over 30 to 120±0.3; over 315±0.8;  
 over 6 to 30±0.2; over 120 to 315±0.5;  
 General unmachined angular tolerance ±

Finish:	Title:	First used on:
Treatment:	TERMINAL ID & WIRING FOR IOTA 100 COMMON SERVICES (27SI,3CO,10NO) E8 CASE.	Similar Articles:
	VA TECH Reyrolle AUTOMATION, CONTROL & PROTECTION	Supersedes:
	Original Scale:	Drg. No.
	NTS	2761W11011

Copyright © 2003 VA TECH Reyrolle Ltd. Hebburn

ISSUE	DATE	CHANGE NOTED
1	08/09/03	

DRAWN MMATHER | CHECKED RDW | APPROVED RD.WATSON | DATE 06/02/04 | IE | OPS | PCP | Purch.Spec. | TQ | EAC | CE | STD | A1