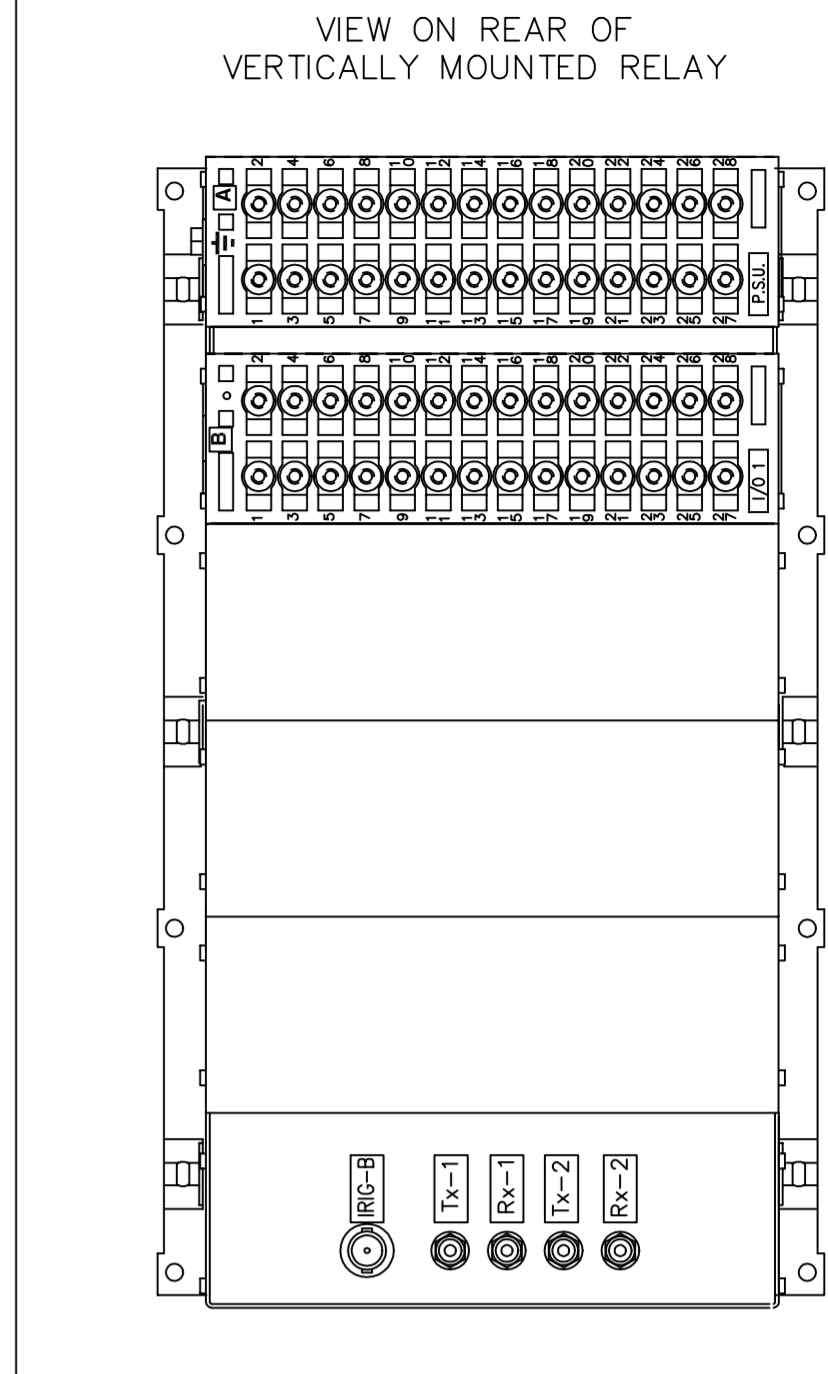


RELAY VIEWED FROM REAR



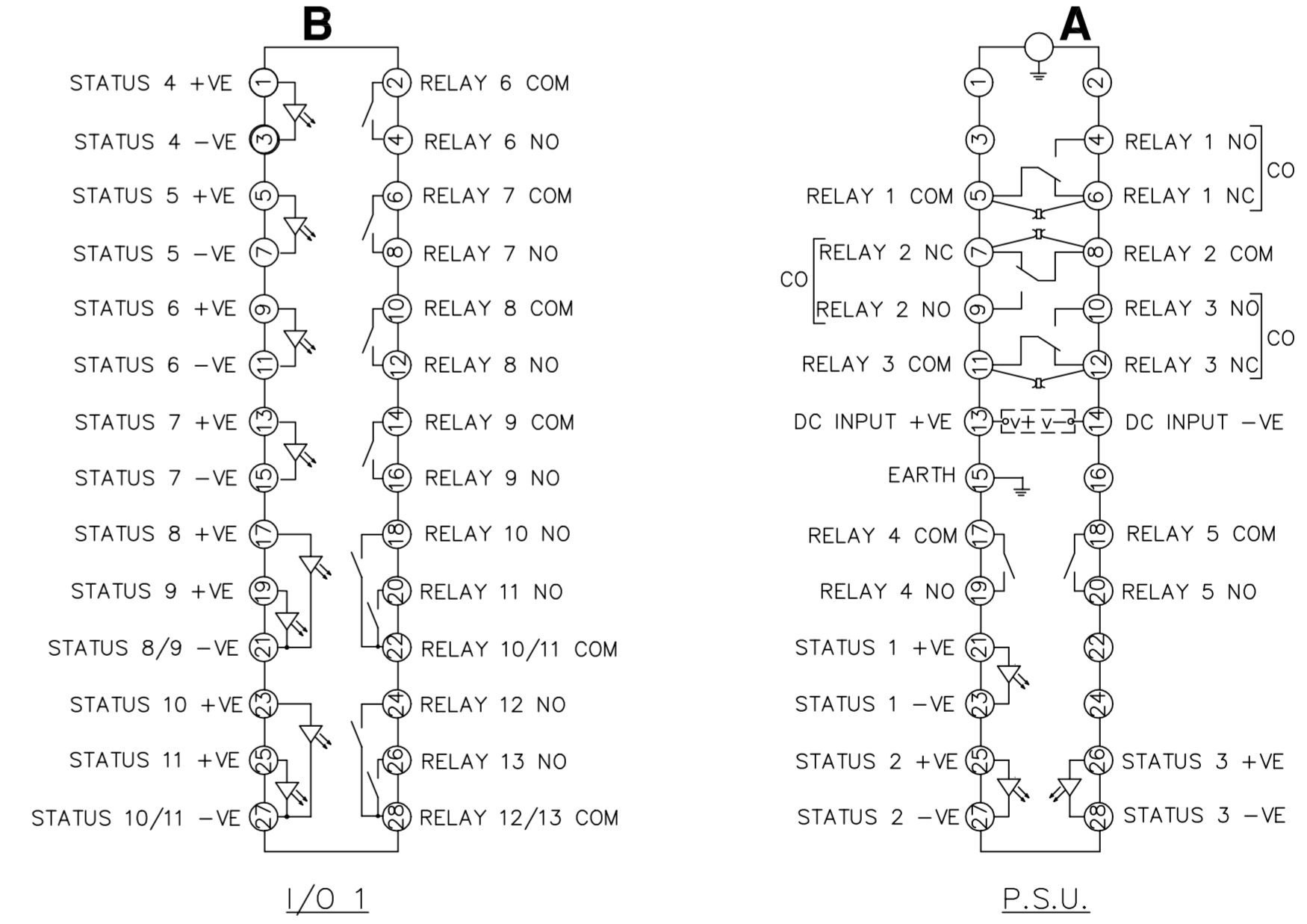
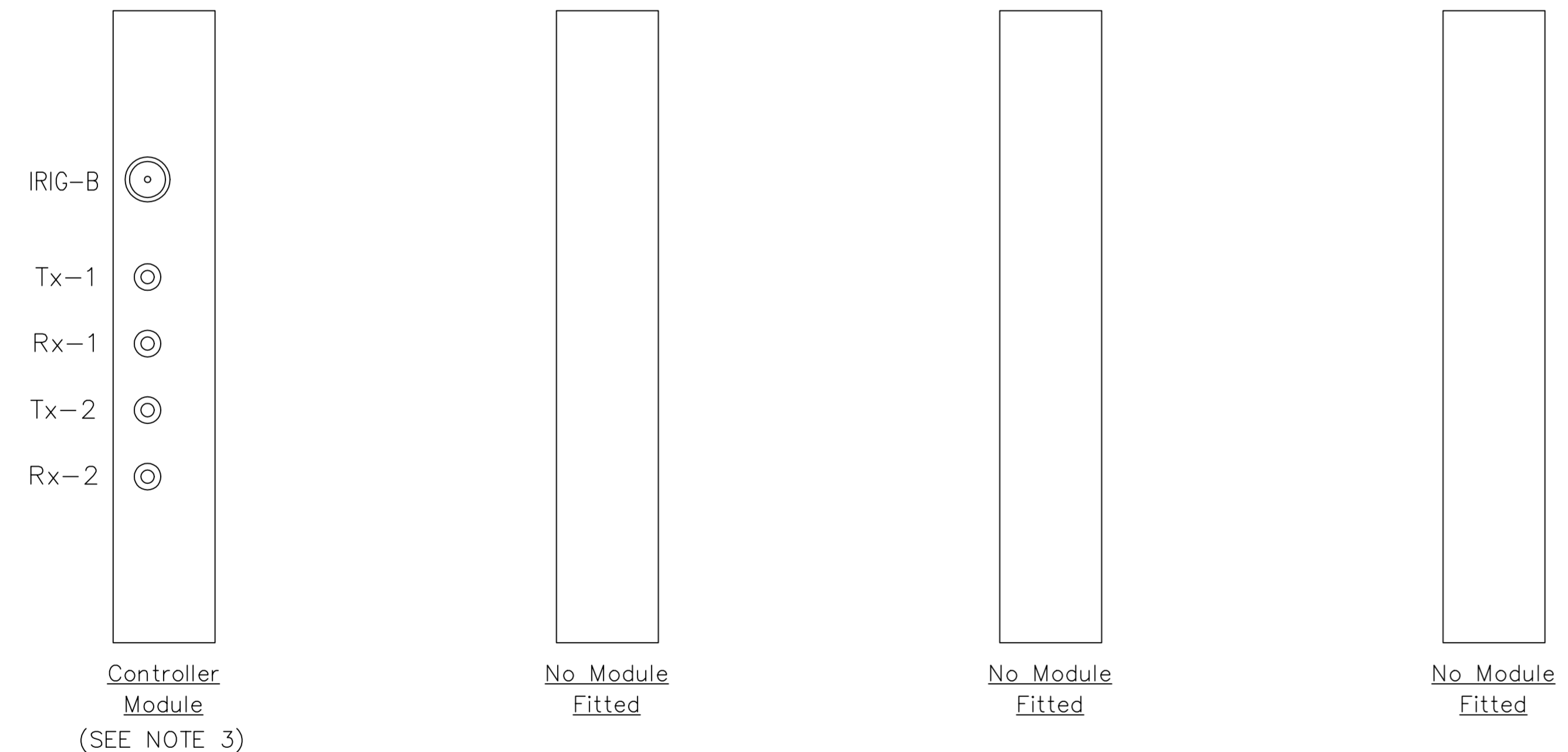
NOTES

1 TERMINALS RECOMMENDED ARE PRE INSULATED & MUST BE CRIMPED USING APPROVED TOOLING. AMP PIDG OR PLASTI GRIP FUNNEL ENTRY (RING TONGUE) FOR M4 FIXING STUD.

SUPPLIER	AMP	CABLE SIZE
AMP	342103	0.25-1.6 SQ MM
AMP	342143	1.0-2.6 SQ MM.

OR ANY OTHER MANUFACTURERS EQUIVALENT TERMINAL.

2 FOR OUTLINE & DRILLING DRG SEE 2995X10012 (A4).
 3 IRIG-B & FIBRE OPTIC CONNECTORS MUST BE DISCONNECTED & FIXING NUTS REMOVED BEFORE WITHDRAWING CONTROLLER MODULE.



NOT SUBJECT TO UPDATE
ONCE COPIED / PRINTED
OR DOWNLOADED

MODULE LABEL KEY	
ANALOGUE MODULE	NOT FITTED
INPUT/OUTPUT MODULE	I/O 1 etc
P.S.U. & BASIC I/O MODULE	P.S.U.

ABBREVIATIONS	
CT	CURRENT INPUTS
VT	VOLTAGE INPUTS
SI	STATUS INPUTS
CO	CHANGE OVER OUTPUT CONTACTS
NO	NORMALLY OPEN OUTPUT CONTACTS
NC	NORMALLY CLOSED OUTPUT CONTACTS

MATERIAL:

Dimensions in millimetres : Surface texture in micrometres.
 Machine where marked ✓
 For explanation of dimensions, tolerances, notes etc. see B.S.308.
 Limits on untoleranced unmachined dimensions ±
 Limits on untoleranced machined dimensions to B.S.4500;
 i.e. up to 6±0.1; over 30 to 120±0.3; over 315±0.8;
 over 6 to 30±0.2; over 120 to 315±0.5;
 General unmachined angular tolerance ±

Finish:	Title:	First used on:
Treatment:	TERMINAL I.D. & WIRING FOR IOTA RELAY (11SI,3CO,10NO) E12 CASE.	Similar Articles:
	VA TECH Reyrolle	Supersedes:
	AUTOMATION, CONTROL & PROTECTION	Original Scale:
	NTS	Drg. No.
		2761W11005

3 ROW	18/08/03	MNS13/2440 MM
2	05/03/01	MODULE LABEL & POSTIN ADDED MNI1008/2719
1	26/10/00	CHANGE
	ISSUE DATE	NOTED