

- NOTES**
- 1) TERMINALS RECOMMENDED ARE PRE-INSULATED & MUST BE CRIMPED USING APPROVED TOOLING. AMP PLOG OR PLASTI GRIP FUNNEL ENTRY (RING TONGUE) FOR M4 FIXING STUD.
 - 2) FOR OUTLINE & PANEL DRILLING, SEE 2995X10004 (A4).
 - 3) CONNECTIONS TO THIS COMMUNICATIONS FACILITY IS BY SCREENED, TWISTED PAIR CABLE. ON SITE WHEN WIRING OTHER FACILITIES ENSURE THAT THESE TERMINALS ARE NOT OBSCURED BY OTHER WIRE RUNS.
 - 4) CONTACTS SHOWN THUS ARE INTERNAL RELAY CASE ASSEMBLY CONTACTS AND CLOSE WHEN THE RELAY CHASSIS IS WITHDRAWN FROM THE CASE.
 - 5) FOR THE RELAY CASE ASSEMBLY SEE 2436G40049

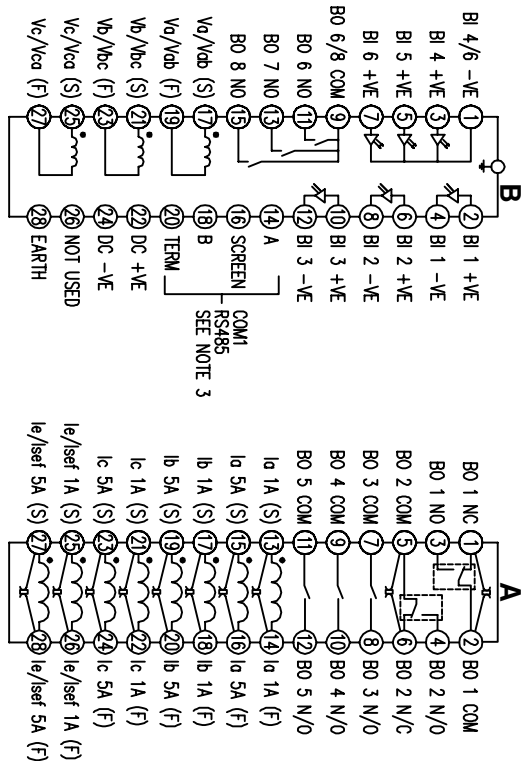
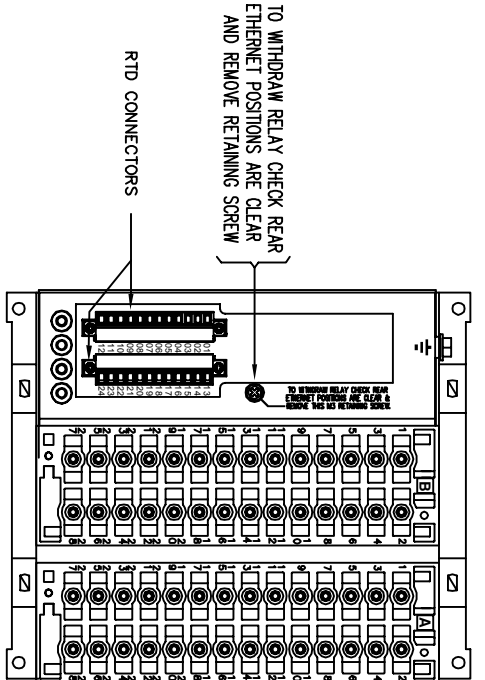

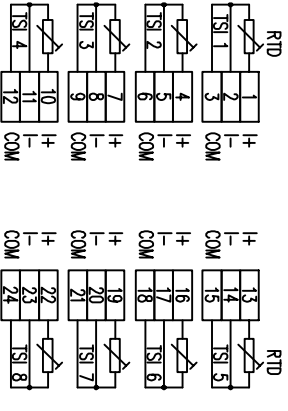
SUPPLIER	PART NUMBER	CABLE SIZE
AMP	342103	0.25-1.6mm ²
AMP	342143	1.0-2.6mm ²

ABBREVIATIONS

I-CURRENT INPUTS
V-VOLTAGE INPUTS
BI-BINARY INPUTS
BO-BINARY OUTPUTS
CO-CHANGE OVER BINARY OUTPUT CONTACTS
NO-NORMALLY OPEN BINARY OUTPUT CONTACTS
NC-NORMALLY CLOSED BINARY OUTPUT CONTACTS

COMMUNICATIONS IDENTIFICATION

COM1	RS485 (ON BLOCK 'B' TERMINALS 14,16,18 & 20)
COM2	USB TYPE 'B' PORT (ON RELAY FRONT LABEL)



FOR INTERNAL USE ONLY
UNCONTROLLED COPY
NOT SUBJECT TO UPDATE

<table border="1"> <tr><td>UNSPECIFIED TOLERANCES IN MM</td></tr> <tr><td>0-40</td><td>0.1</td></tr> <tr><td>40-100</td><td>0.15</td></tr> <tr><td>100-200</td><td>0.2</td></tr> <tr><td>200-500</td><td>0.25</td></tr> <tr><td>500-1000</td><td>0.3</td></tr> </table>	UNSPECIFIED TOLERANCES IN MM	0-40	0.1	40-100	0.15	100-200	0.2	200-500	0.25	500-1000	0.3	<table border="1"> <tr><td>Rev</td><td>1/A</td></tr> <tr><td>Change</td><td></td></tr> <tr><td>Date</td><td></td></tr> <tr><td>Name</td><td></td></tr> </table>	Rev	1/A	Change		Date		Name		<table border="1"> <tr><td>DRN BY</td><td>AMAR</td></tr> <tr><td>CHKD BY</td><td>JOHN SF</td></tr> <tr><td>APPRD BY</td><td>JAVANT J</td></tr> <tr><td>EM EA PRO R&D</td><td></td></tr> </table>	DRN BY	AMAR	CHKD BY	JOHN SF	APPRD BY	JAVANT J	EM EA PRO R&D		<table border="1"> <tr><td>Name</td><td>Siemens Ltd</td></tr> <tr><td>Docum No</td><td>2436W40072</td></tr> <tr><td>Rev</td><td>7SR17</td></tr> </table>	Name	Siemens Ltd	Docum No	2436W40072	Rev	7SR17
UNSPECIFIED TOLERANCES IN MM																																				
0-40	0.1																																			
40-100	0.15																																			
100-200	0.2																																			
200-500	0.25																																			
500-1000	0.3																																			
Rev	1/A																																			
Change																																				
Date																																				
Name																																				
DRN BY	AMAR																																			
CHKD BY	JOHN SF																																			
APPRD BY	JAVANT J																																			
EM EA PRO R&D																																				
Name	Siemens Ltd																																			
Docum No	2436W40072																																			
Rev	7SR17																																			
<table border="1"> <tr><td>FINISH</td><td>Material</td><td>Material Scale</td><td>Value/Range</td></tr> <tr><td></td><td></td><td>NTS</td><td></td></tr> </table>	FINISH	Material	Material Scale	Value/Range			NTS		<table border="1"> <tr><td>Title</td><td>TERMINAL ID & WIRING DIAGRAM FOR 7SR17</td></tr> <tr><td></td><td>4CT+3VT+6BI+8BO(2CO+6NO), 8 RTD</td></tr> </table>	Title	TERMINAL ID & WIRING DIAGRAM FOR 7SR17		4CT+3VT+6BI+8BO(2CO+6NO), 8 RTD	<table border="1"> <tr><td>1/A</td><td>1 of 1</td></tr> </table>	1/A	1 of 1																				
FINISH	Material	Material Scale	Value/Range																																	
		NTS																																		
Title	TERMINAL ID & WIRING DIAGRAM FOR 7SR17																																			
	4CT+3VT+6BI+8BO(2CO+6NO), 8 RTD																																			
1/A	1 of 1																																			