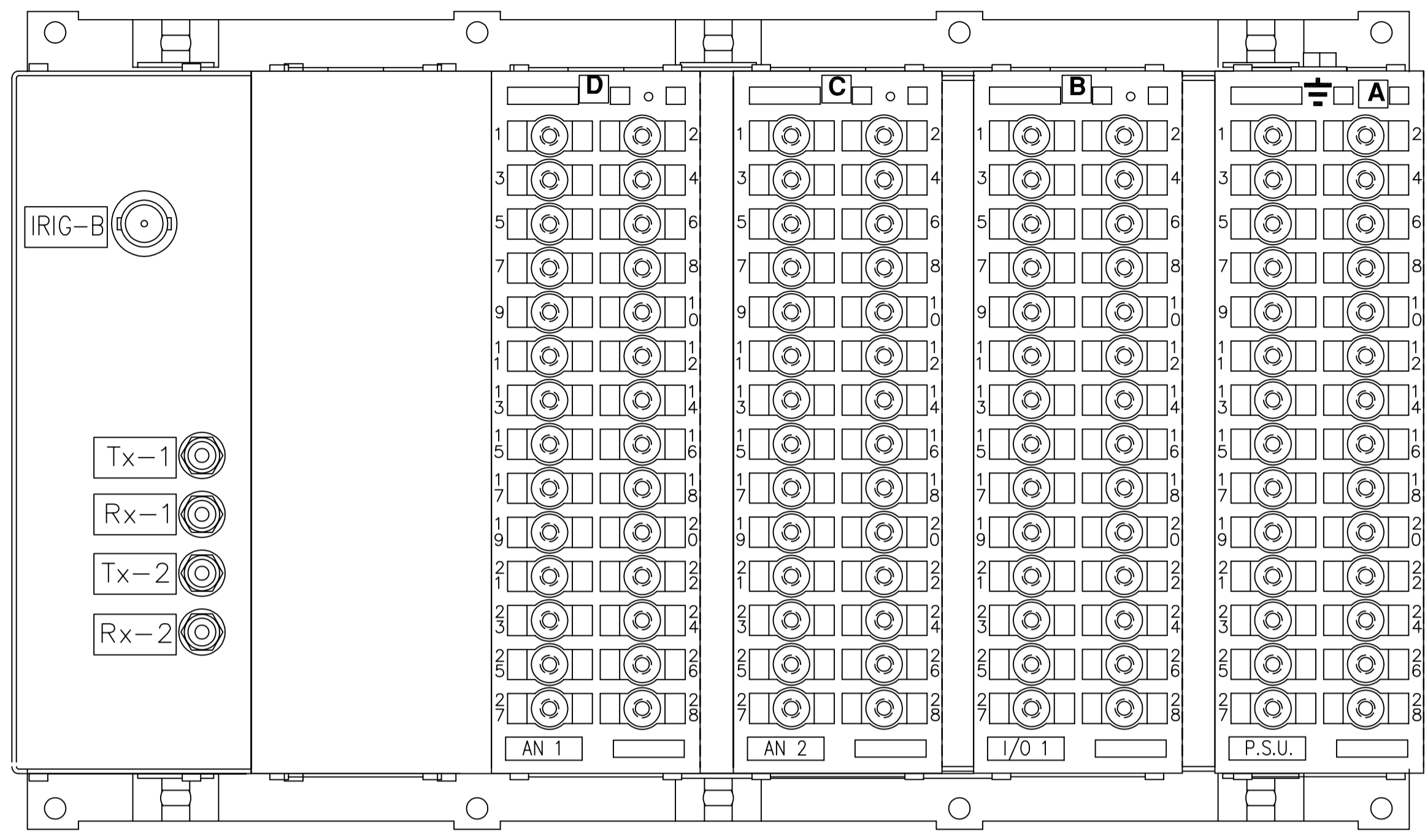
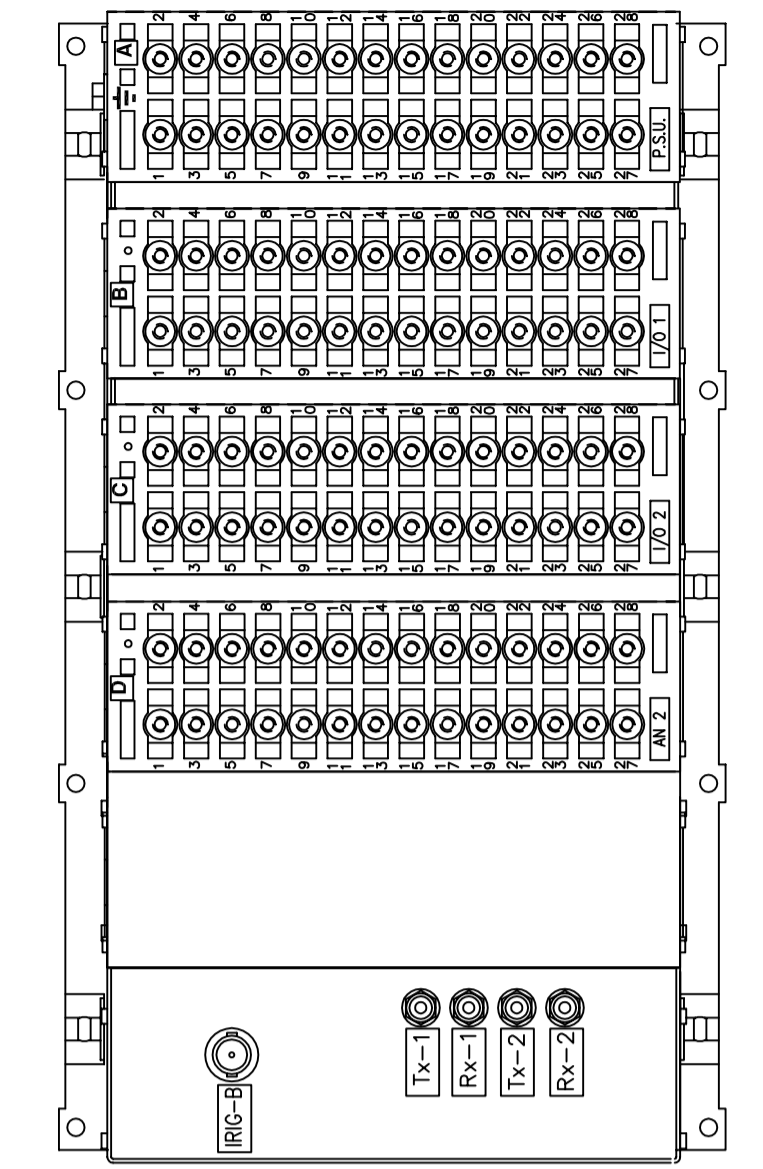


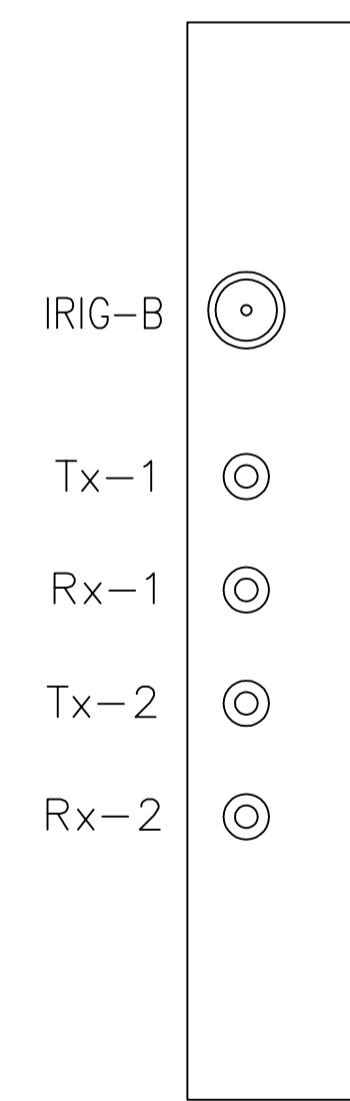
IF IN DOUBT ASK
DO NOT SCALE




CASE VIEWED FROM REAR



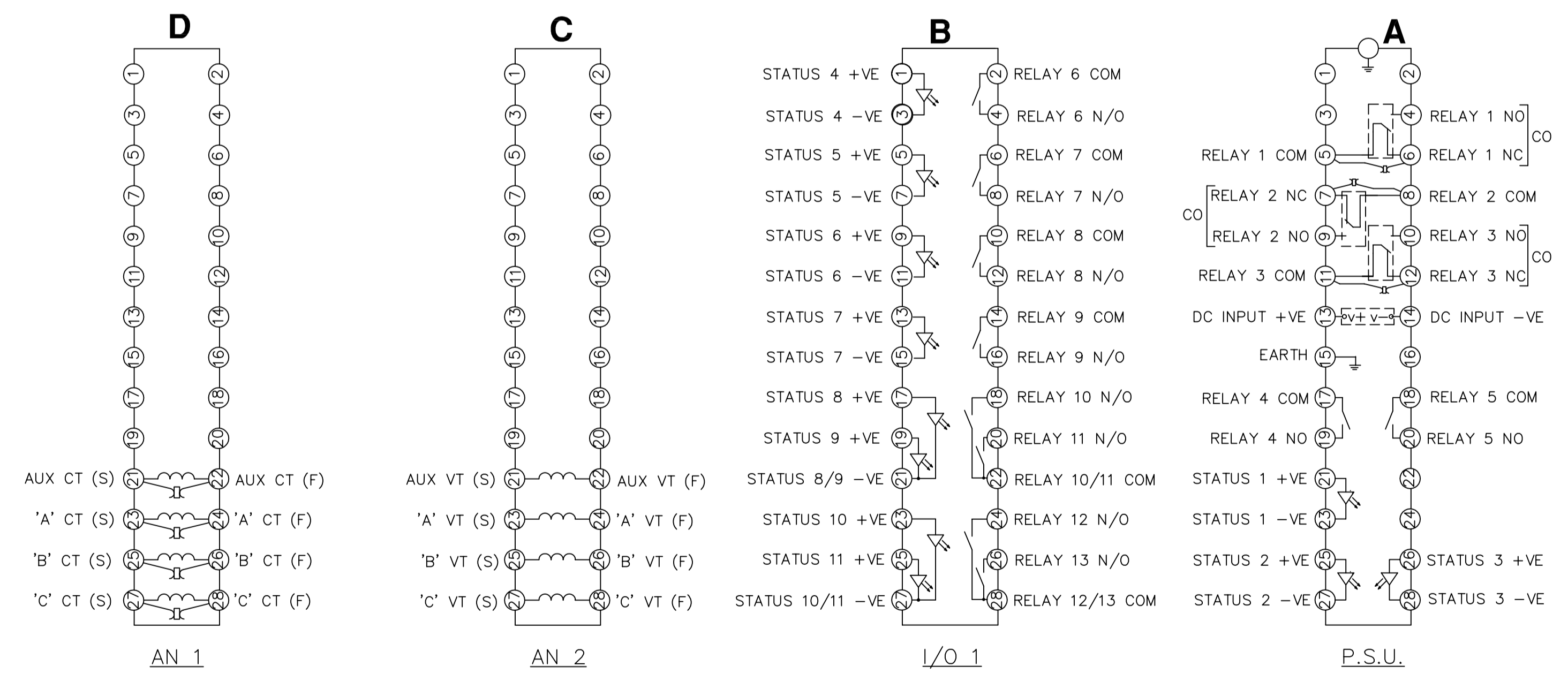
VIEW ON REAR OF VERTICALLY
MOUNTED VERSION OF THIS RELAY
(SCALE 1:2)



Controller
Module



D.S.P.
Module
(No External
Connections)



NOTES
1 TERMINALS RECOMMENDED ARE PRE INSULATED & MUST BE CRIMPED USING APPROVED TOOLING. AMP PIDG OR PLASTI GRIP FUNNEL ENTRY (RING TONGUE) FOR M4 FIXING STUD.
SUPPLIER AMP CABLE SIZE
AMP 342103 0.25-1.6 SQ MM
AMP 342143 1.0-2.6 SQ MM.
OR ANY OTHER MANUFACTURERS EQUIVALENT TERMINAL.
2 FOR OUTLINE & DRILLING DRG SEE 2995X10012 (A4).

MODULE LABEL KEY	
ANALOGUE MODULE	AN 1 etc
INPUT/OUTPUT MODULE	I/O 1 etc
P.S.U. & BASIC I/O MODULE	P.S.U.

ABBREVIATIONS	
CT	CURRENT INPUTS
VT	VOLTAGE INPUTS
SI	STATUS INPUTS
CO	CHANGE OVER OUTPUT CONTACTS
NO	NORMALLY OPEN OUTPUT CONTACTS
NC	NORMALLY CLOSED OUTPUT CONTACTS

MATERIAL:
Dimensions in millimetres ; Surface texture in micrometres.
Machine where marked ✓
For explanation of dimensions, tolerances, notes etc. see B.S.308.
Limit on untoleranced unmachined dimensions ±
Limits on untoleranced machined dimensions to B.S.4500;
i.e. up to 6±0.1; over 30 to 120±0.3; over 315±0.8;
over 6 to 30±0.2; over 120 to 315±0.5;
General unmachined angular tolerance ±

Finish:	Title: TERM IDENT & WIRING DIAGRAM OH1-XXX-E12-XB (4CT+4VT,11SI,3CO,10NO) E12 CASE	First used on:
Treatment:	VATECH REYROLLE AUTOMATION, CONTROL & PROTECTION	Similar Articles:
	Original Scale: NTS	Supersedes:
	Drg. No. 2615W11009	

FOR INFORMATION ONLY
UNCONTROLLED COPY
NOT SUBJECT TO UPDATE

2 REV	05/12/04	MNS13/2674 MW
1	12/02/04	CHANGE
ISSUE	DATE	NOTED

Copyright © 2004 VATECH REYROLLE ACP Ltd. Hebburn