


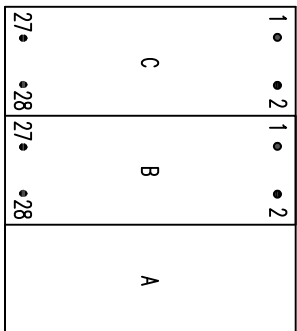
**IF IN DOUBT ASK
DO NOT SCALE**

Relay Earthing

Terminal B28 of the PSU should be earthed by a direct connection to the device case earth stud.

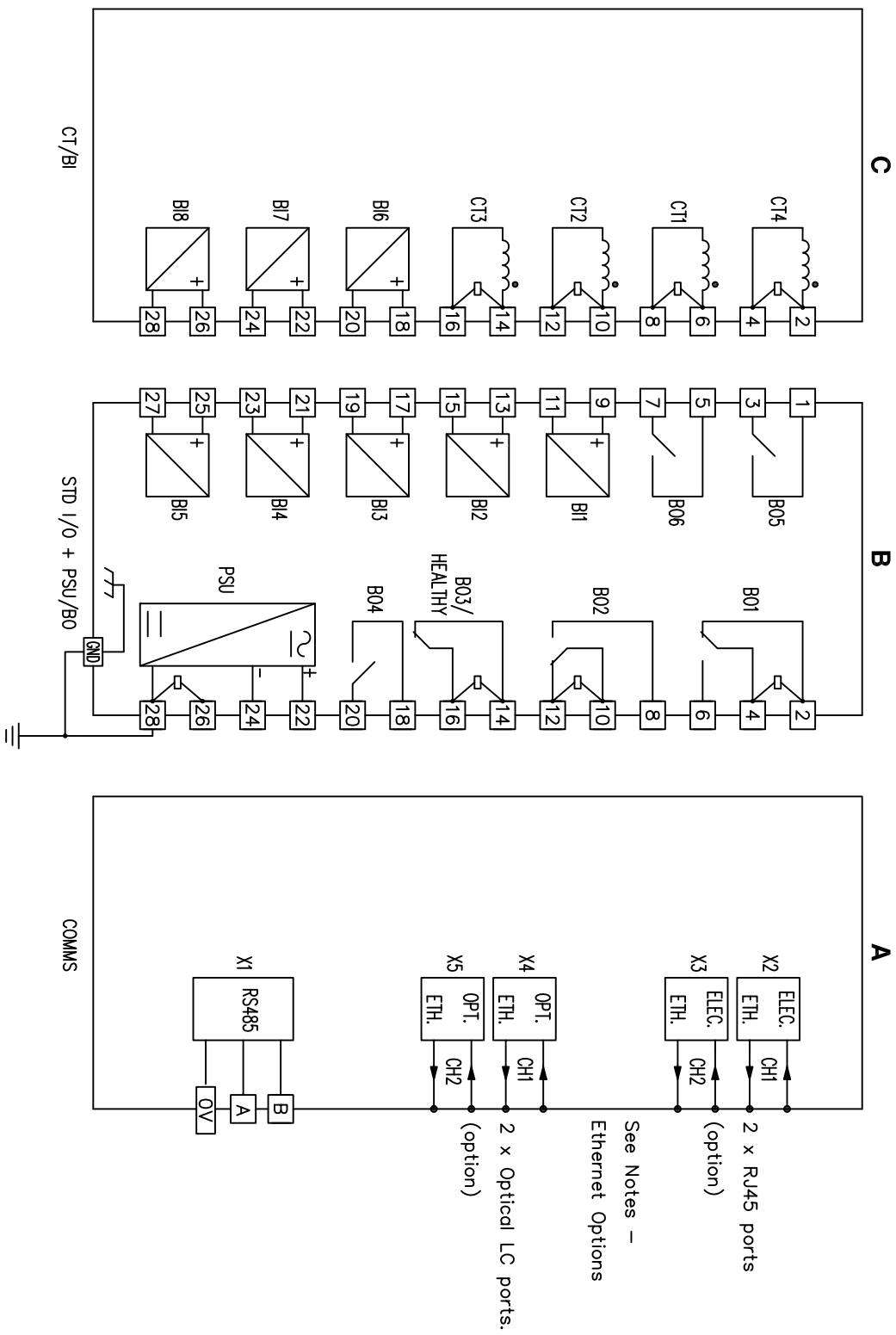
The device case earth stud should be solidly earthed by a direct connection to the panel earth.

 Terminal contacts internal to case assembly close when device is withdrawn from case.



Notes – Ethernet Options

Device will be fitted with either 2 x electrical (RJ45) or 2 x optical (LC) ethernet ports.



**FOR INTERNAL USE ONLY
UNCONTROLLED COPY
NOT SUBJECT TO UPDATE**

ABBREVIATIONS	
CT	CURRENT TRANSFORMER
BI	BINARY INPUT
BO	BINARY OUTPUT
GND	GROUND
ELEC	ELECTRICAL
OPT	OPTICAL
ETH	ETHERNET
STD I/O	STANDARD INPUT/OUTPUT
PSU	POWER SUPPLY UNIT (AUXILIARY)

EU EXPORT CONTROLS **ECCN: N** **AL: N**

This document is not Export Controlled unless sending to Critical Countries.

Finish:	–	Title:	REAR TERMINAL CONNECTIONS – 7SR5110–1AAx1–0AA0	Original Scale:	NTS	Dwg No.:	2518W50002
Treatment:	–	REAR TERMINAL CONNECTIONS – 4CT, 8BI, 6BO				Similar Articles: –	
Drawn:	J. SPOWART	Checked:	K. H.	Approved:	N. CAMPBELL	Supersedes: –	
Date:	22/08/19						
Copyright © 2019		A3		SIEMENS PLC, Hebburn			

ISSUE	DATE	CHANGE NOTED
1	22/08/19	CHANGE NOTED