


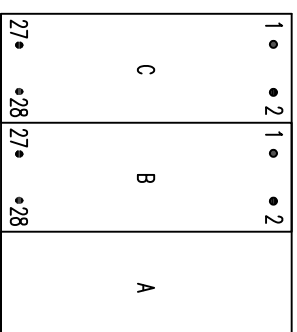
**IF IN DOUBT ASK
DO NOT SCALE**

Relay Earthing

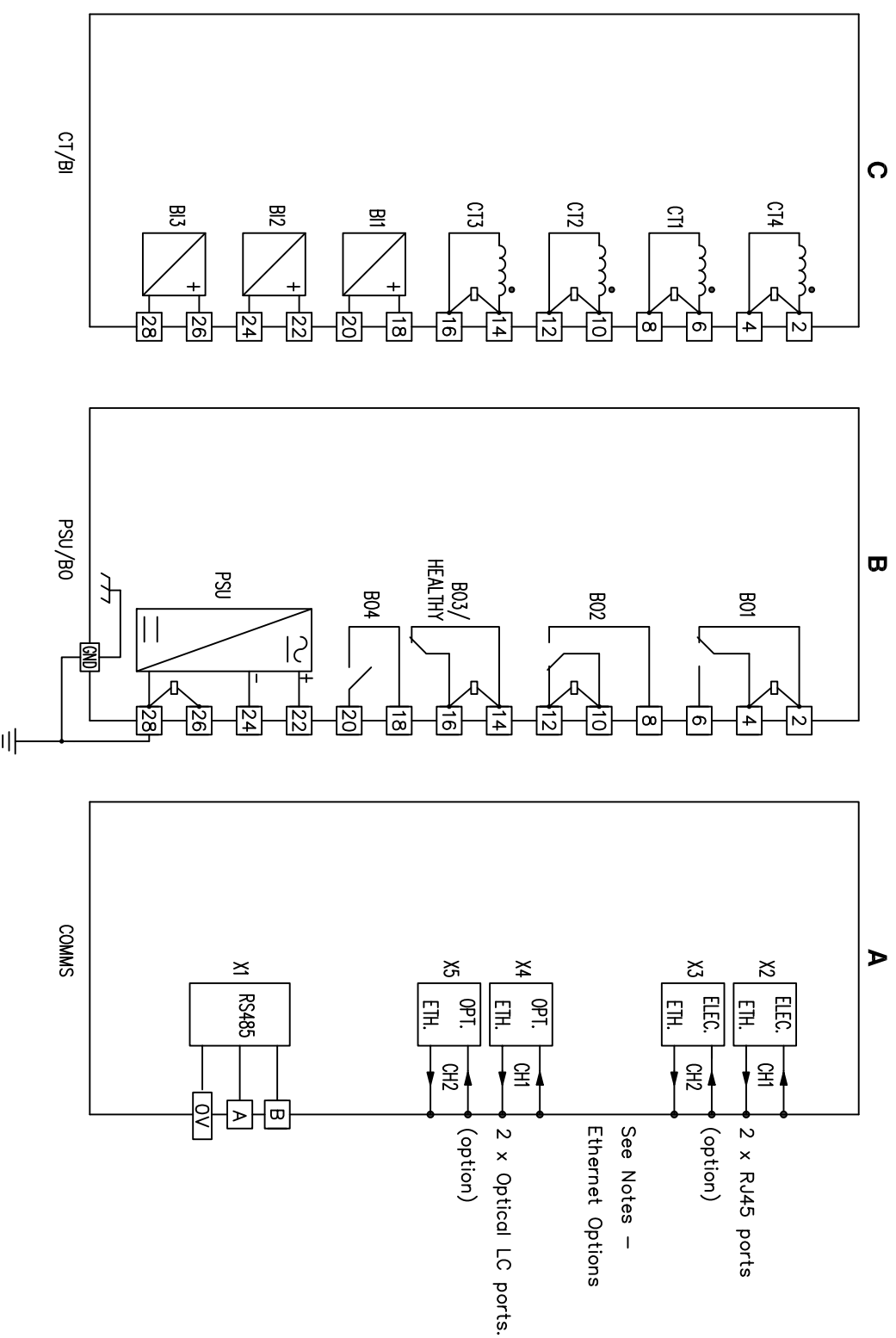
Terminal B28 of the PSU should be earthed by a direct connection to the device case earth stud.

The device case earth stud should be solidly earthed by a direct connection to the panel earth.

 Terminal contacts internal to case assembly close when device is withdrawn from case.



Notes – Ethernet Options
Device will be fitted with either 2 x electrical (RJ45) or 2 x optical (LC) ethernet ports.



FOR INTERNAL USE ONLY
UNCONTROLLED COPY
NOT SUBJECT TO UPDATE

ABBREVIATIONS	
CT	CURRENT TRANSFORMER
BI	BINARY INPUT
BO	BINARY OUTPUT
GND	GROUND
ELEC	ELECTRICAL
OPT	OPTICAL
ETH	ETHERNET
STD I/O	STANDARD INPUT/OUTPUT
PSU	POWER SUPPLY UNIT (AUXILIARY)

EU EXPORT CONTROLS **ECCN: N** **AL: N**

This document is not Export Controlled unless sending to Critical Countries.

Finish:	–	Title:	REAR TERMINAL CONNECTIONS – 7SR5110–0AAx1–0AA0	Original Scale:	NTS	Dwg No.:	2518W50001
Treatment:	–					Similar Articles:	–
Drawn:	J. SPOWART	Checked:	K. H.	Approved:	N. CAMPBELL	Date:	22/08/19
		SIEMENS PLC					
						Copyright © 2019	
						A3 SIEMENS PLC, Hebburn	

ISSUE	DATE	CHANGE
1	22/08/19	NOTED