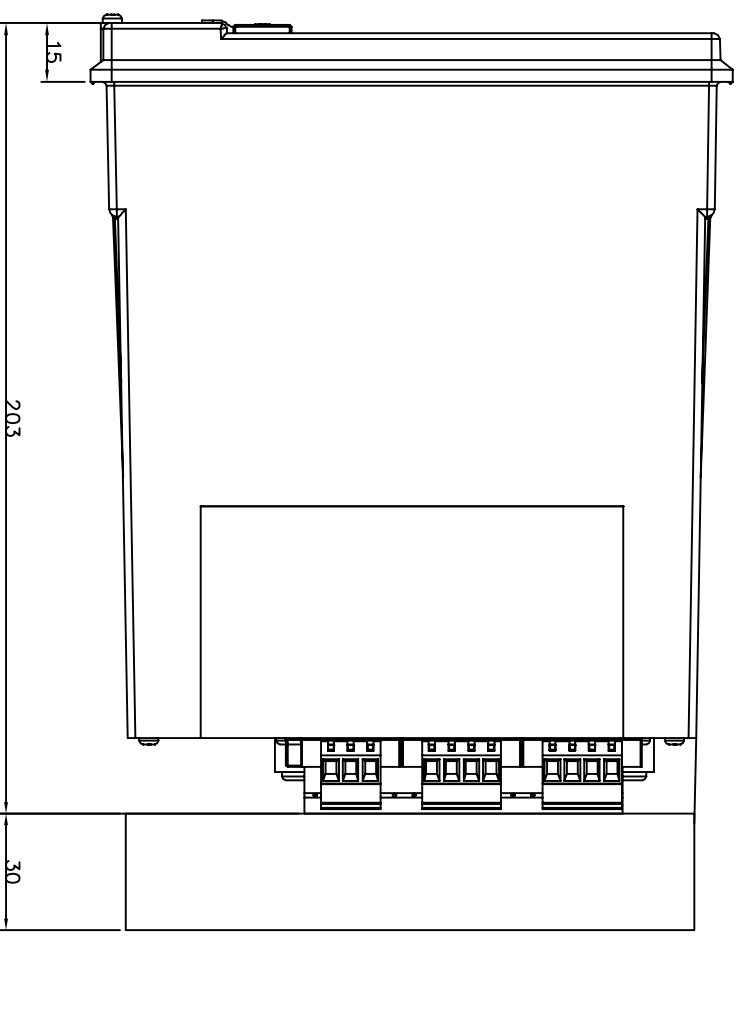
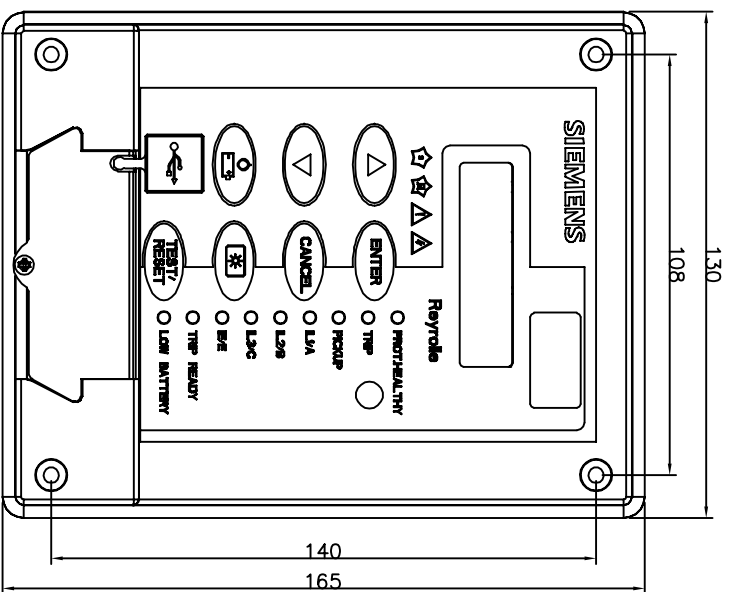
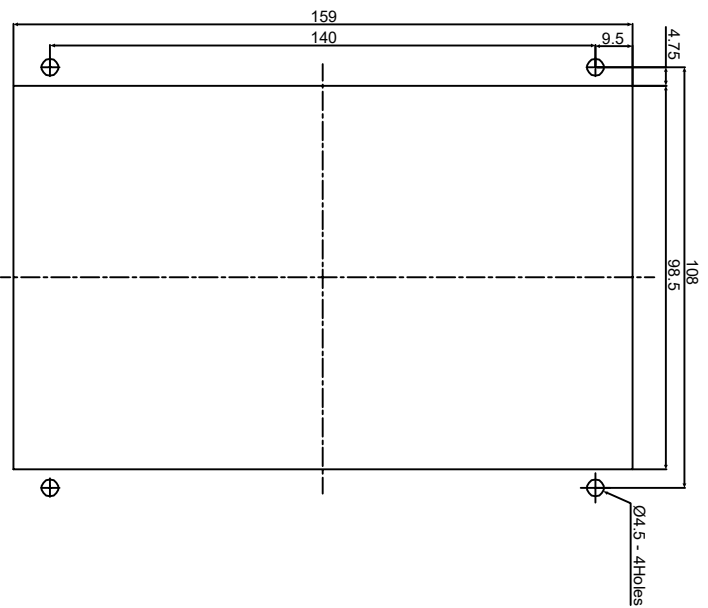


1 IF IN DOUBT ASK  
DO NOT SCALE



**NOT SUBJECT TO UPDATE  
ONCE COPIED / PRINTED  
OR DOWNLOADED**

NOTE:  
THE Ø4.5 HOLES TO BE CLEARANCE AND RELAYS  
MOUNTED USING M4 MACHINE SCREWS, NUTS AND  
LOCKWASHERS(SUPPLIED IN PANEL FIXING KIT)

**MATERIAL:**

Dimensions in millimetres : Surface texture in micrometres.

Machine where marked ✓

For explanation of dimensions, tolerances, notes etc. see B.S.308.

Limit on untoleranced unmachined dimensions ±

Limits on untoleranced machined dimensions to B.S.4500;

i.e. up to 6±0.1; over 30 to 120±0.3; over 315±0.8;

over 6 to 30±0.2; over 120 to 315±0.5;

General unmachined angular tolerance ±

**EU EXPORT CONTROLS** **ECCN: N** **AL: N**  
**This document is not Export Controlled unless sending to Critical Countries.**

Copyright © Siemens Protection Devices Ltd. Hebburn

First used on:

Similar Articles:

Supersedes:

Original Scale:

: NTS

Drq. No.

**2995X10025**

1B	06/11/19	SYMBOLS ON THE FASCIA ADDED.
1A	12/07/18	
ISSUE	DATE	CHANGE NOTED



Finish:  
Treatment:

Title:  
7SR45 – PANEL CUTOUT DRAWING

**SIEMENS PROTECTION DEVICES LTD.**

DRAWN AMAR CHECKED DIPU APPROVED MANI DATE 12/07/18 IE OPS PCP Purch.Spec. TQ EAC CE STD A3