


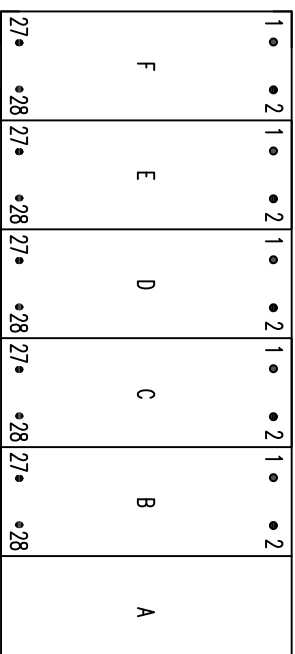
**IF IN DOUBT ASK
DO NOT SCALE**

Relay Earthing

Terminal B28 of the PSU should be earthed by a direct connection to the device case earth stud.

The device case earth stud should be solidly earthed by a direct connection to the panel earth.

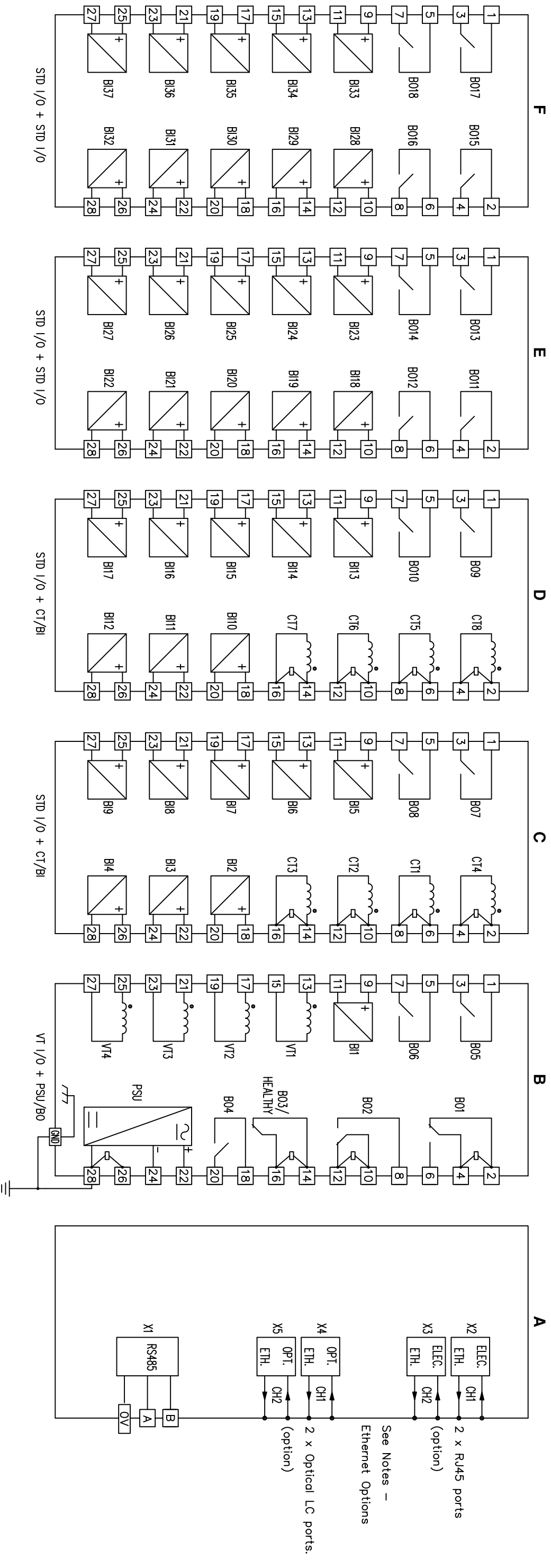
 Terminal contacts internal to case assembly close when device is withdrawn from case.



VIEWED FROM REAR

Notes – Ethernet Options

Device will be fitted with either 2 x electrical (RJ45) or 2 x optical (LC) ethernet ports.



ABBREVIATIONS

CT	CURRENT TRANSFORMER
VT	VOLTAGE TRANSFORMER
BI	BINARY INPUT
BO	BINARY OUTPUT
GND	GROUND
ELEC	ELECTRICAL
OPT	OPTICAL
ETH	ETHERNET
STD I/O	STANDARD INPUT/OUTPUT
PSU	POWER SUPPLY UNIT (AUXILIARY)

**FOR INTERNAL USE ONLY
UNCONTROLLED COPY
NOT SUBJECT TO UPDATE**

EU EXPORT CONTROLS

ECCN: N

AL: N

This document is not Export Controlled unless sending to Critical Countries.

Finish:	–	Title:	REAR TERMINAL CONNECTIONS – 7SR5421–6AAx6–0AA0	Original Scale:	NTS	Dwg No.:	2518W50032
Treatment:	–		8CT, 4VT, 37BI, 18B0			Supercases: –	
Drawn:	J SPOWART	Checked:	K.H	Approved:	N.CAMPBELL	Date:	27/08/19
SIEMENS PLC		Date:		27/08/19		Copyright © 2019	
A3		SIEMENS PLC, Hebburn		A3		SIEMENS PLC, Hebburn	

1	27/08/19	CHANGE NOTED
ISSUE	DATE	NOTED