


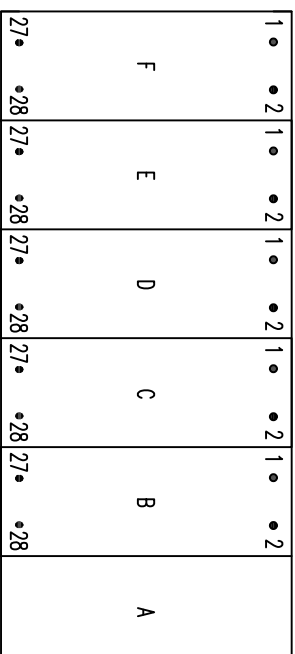
**IF IN DOUBT ASK
DO NOT SCALE**

Relay Earthing

Terminal B28 of the PSU should be earthed by a direct connection to the device case earth stud.

The device case earth stud should be solidly earthed by a direct connection to the panel earth.

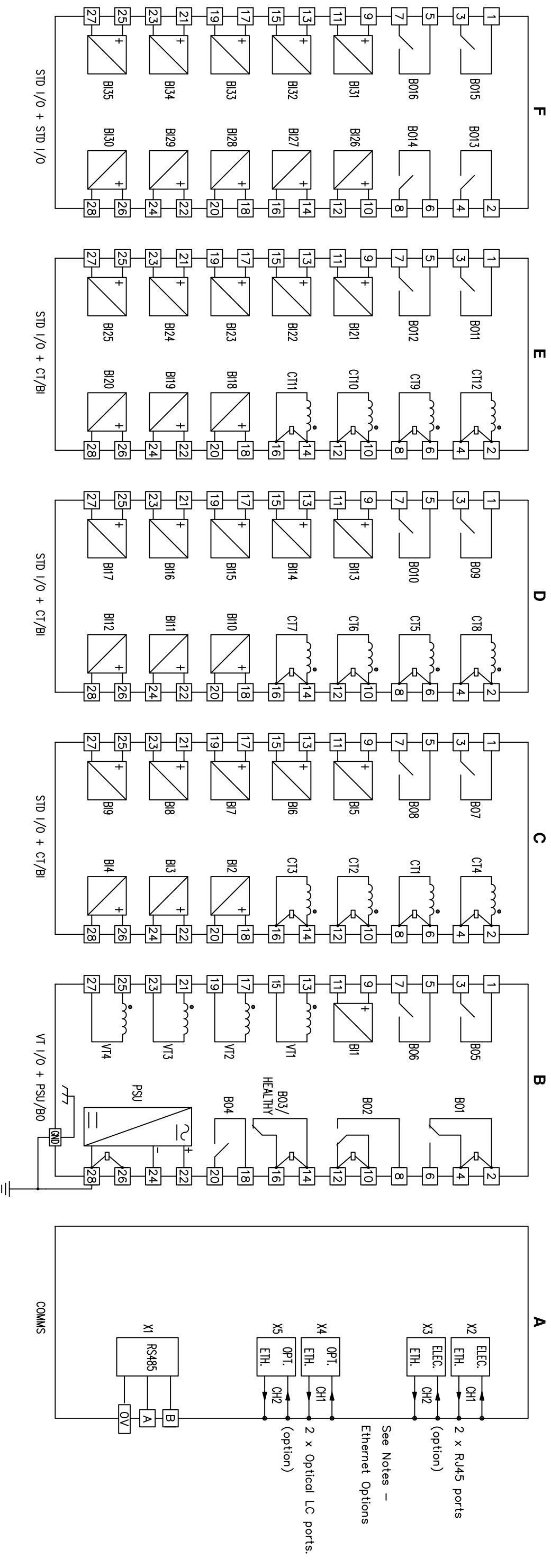
 Terminal contacts internal to case assembly close when device is withdrawn from case.



VIEWED FROM REAR

Notes – Ethernet Options

Device will be fitted with either 2 x electrical (RJ45) or 2 x optical (LC) ethernet ports.



ABBREVIATIONS

CT	CURRENT TRANSFORMER
VT	VOLTAGE TRANSFORMER
BI	BINARY INPUT
BO	BINARY OUTPUT
GND	GROUND
ELEC	ELECTRICAL
OPT	OPTICAL
ETH	ETHERNET
STD I/O	STANDARD INPUT/OUTPUT
PSU	POWER SUPPLY UNIT (AUXILIARY)

EU EXPORT CONTROLS

ECCN: N

AL: N

This document is not Export Controlled unless sending to Critical Countries.

1	27/08/19	CHANGE NOTED
ISSUE	DATE	NOTED

First used on: --

Similar Articles: --

Supersedes: --

Dwg No. 2518W50045

SIEMENS PLC

Original Scale: NTS

2518W50045

Finish: --
Treatment: --
Drawn: J SPOWART
Checked: K.H
Approved: N.CAMPBELL
Date: 27/08/19

Title: REAR TERMINAL CONNECTIONS – 7SR5431–5AAx6–0AA0
12CT, 4VT, 35BI, 16B0

Copyright © 2019 A3 SIEMENS PLC, Hebburn