


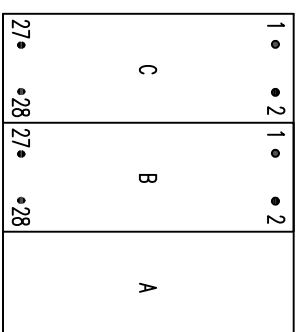
**IF IN DOUBT ASK
DO NOT SCALE**

Relay Earthing

Terminal B28 of the PSU should be earthed by a direct connection to the device case earth stud.

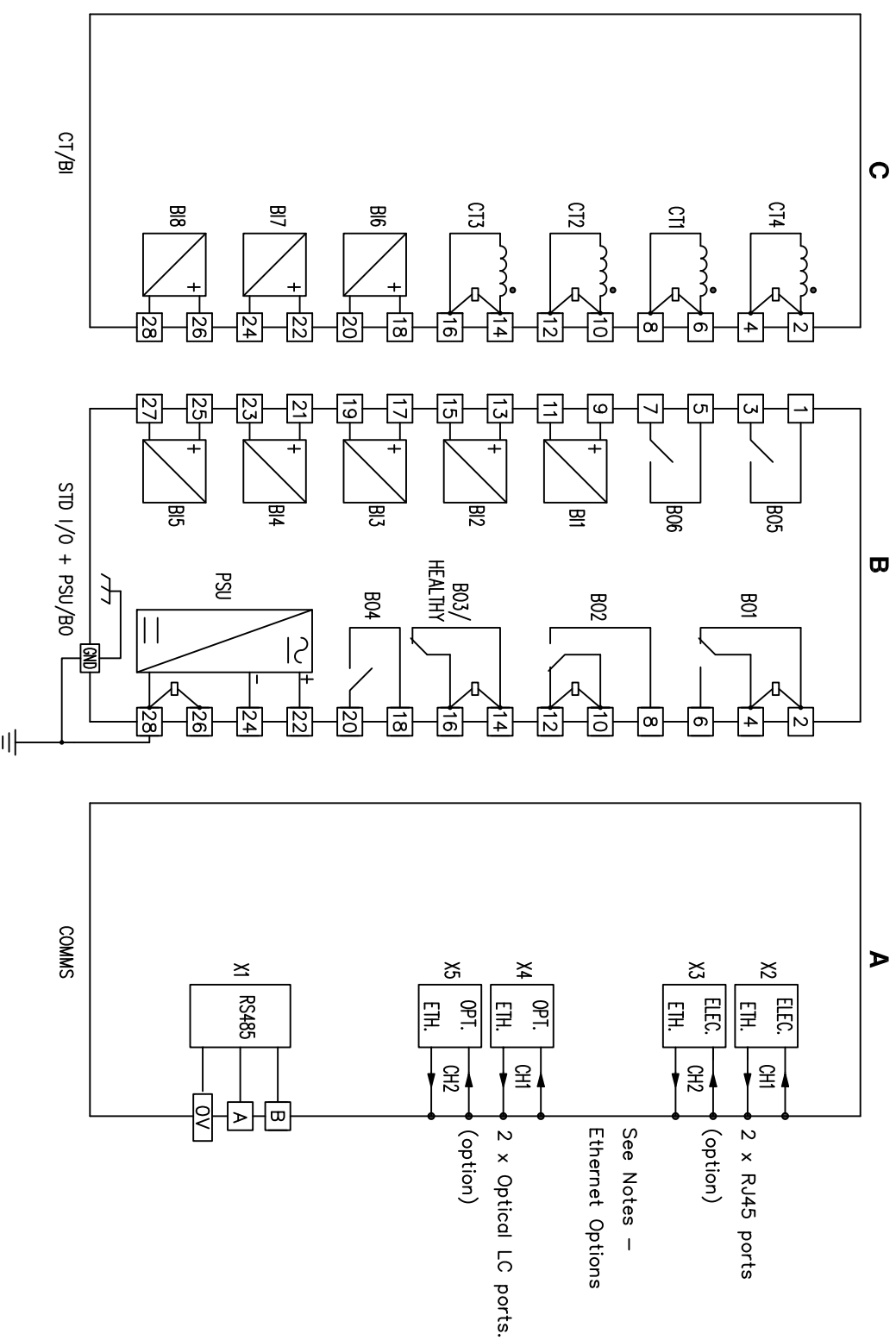
The device case earth stud should be solidly earthed by a direct connection to the panel earth.

 Terminal contacts internal to case assembly close when device is withdrawn from case.



Notes – Ethernet Options

Device will be fitted with either 2 x electrical (RJ45) or 2 x optical (LC) ethernet ports.



ABBREVIATIONS

CT	—CURRENT TRANSFORMER
BI	—BINARY INPUT
BO	—BINARY OUTPUT
GND	—GROUND
ELEC	—ELECTRICAL
OPT	—OPTICAL
ETH	—ETHERNET
STD I/O	—STANDARD INPUT/OUTPUT
PSU	—POWER SUPPLY UNIT (AUXILIARY)

1	22/08/19	CHANGE NOTED
ISSUE	DATE	NOTED

First used on: —

Similar Articles: —

Supersedes: —

Dwg No. 2518W50002

Original Scale: NTS

Copyright © 2019 A3 SIEMENS PLC, Hebburn

EU EXPORT CONTROLS

ECCN: N

AL: N

This document is not Export Controlled unless sending to Critical Countries.

Finish: —	Title: REAR TERMINAL CONNECTIONS – 7SR5110–1AAx1–0AA0
Treatment: —	4CT, 8BI, 6BO
Drawn: J SPOWART	Checked: K.H
Approved: N.CAMPBELL	Date: 22/08/19
SIEMENS PLC	Original Scale: NTS
Dwg No. 2518W50002	Copyright © 2019 A3 SIEMENS PLC, Hebburn