


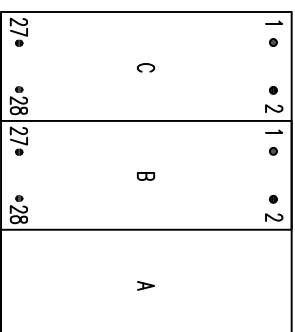
**IF IN DOUBT ASK
DO NOT SCALE**

Relay Earthing

Terminal B28 of the PSU should be earthed by a direct connection to the device case earth stud.

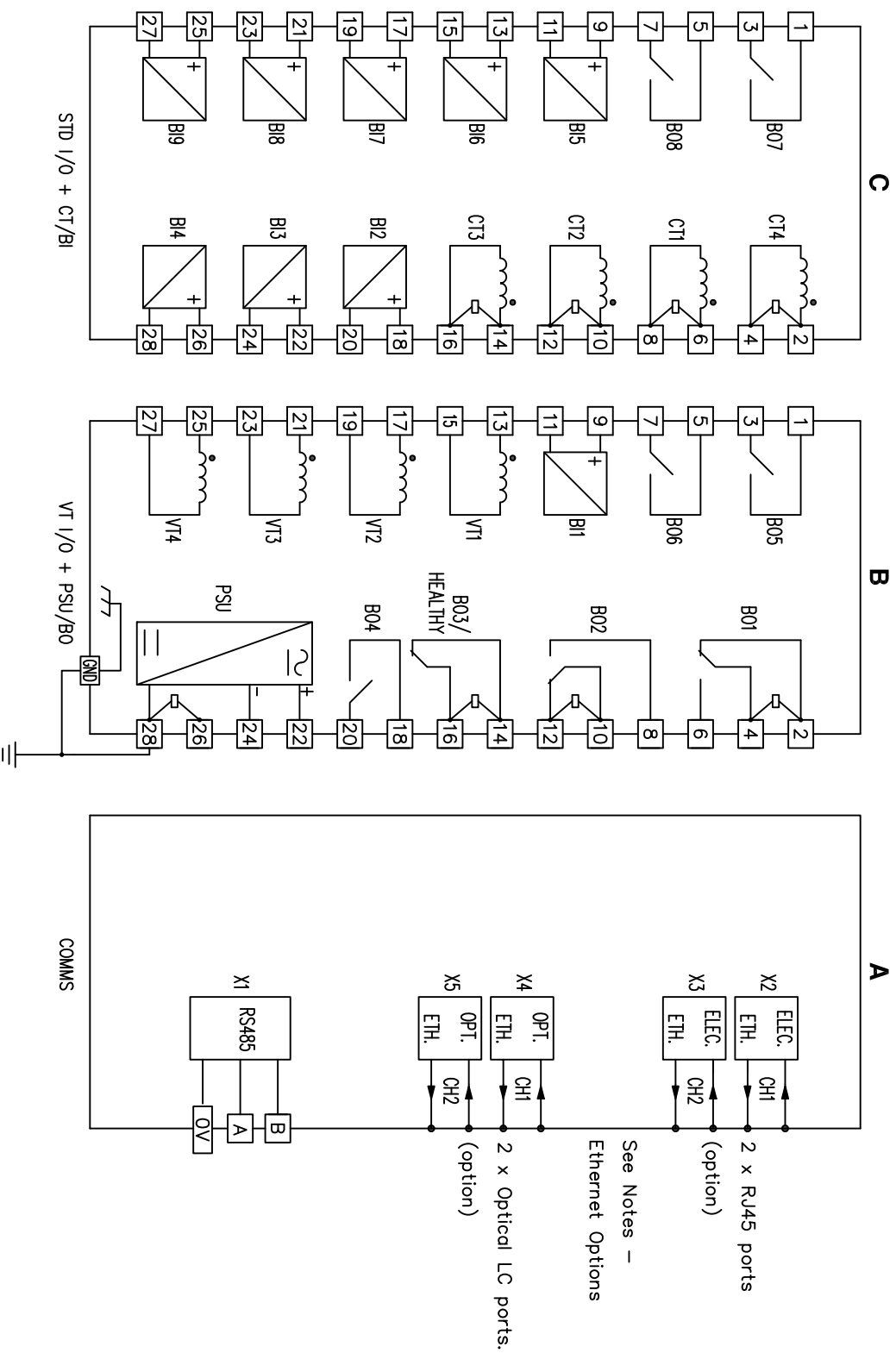
The device case earth stud should be solidly earthed by a direct connection to the panel earth.

 Terminal contacts internal to case assembly close when device is withdrawn from case.



VIEWED FROM REAR

Notes – Ethernet Options
Device will be fitted with either 2 x electrical (RJ45) or 2 x optical (LC) ethernet ports.



ABBREVIATIONS

| | |
|---------|-------------------------------|
| CT | CURRENT TRANSFORMER |
| VT | VOLTAGE TRANSFORMER |
| BI | BINARY INPUT |
| BO | BINARY OUTPUT |
| GND | GROUND |
| ELEC | ELECTRICAL |
| OPT | OPTICAL |
| ETH | ETHERNET |
| STD I/O | STANDARD INPUT/OUTPUT |
| PSU | POWER SUPPLY UNIT (AUXILIARY) |

EU EXPORT CONTROLS

ECCN: N

AL: N

This document is not Export Controlled unless sending to Critical Countries.

| | | |
|-------|----------|--------------|
| 1 | 23/08/19 | CHANGE NOTED |
| ISSUE | DATE | NOTED |

First used on: –

Similar Articles: –

Supersedes: –

Dwg No. 2518W50011

Original Scale: NTS

Copyright © 2019 A3 SIEMENS PLC, Hebburn

Title: REAR TERMINAL CONNECTIONS – 7SR5111-1AAx1-0AA0

Finish: –

Treatment: –

Drawn: J SPOWART

Checked: K.H

Approved: N.CAMPBELL

Date: 23/08/19

SIEMENS PLC