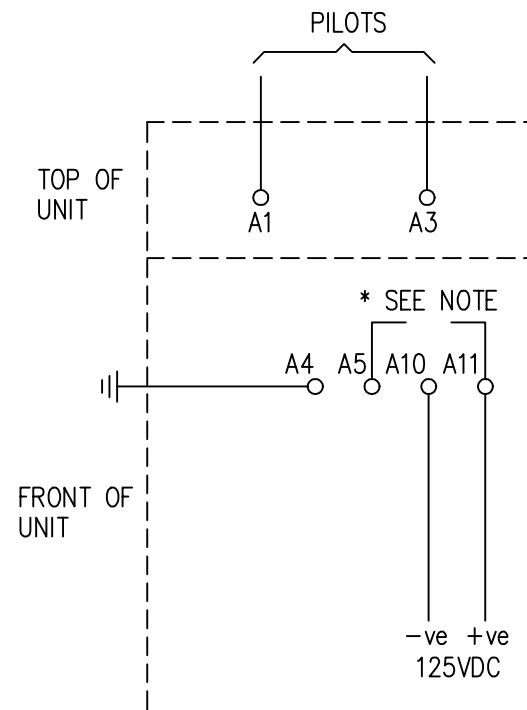

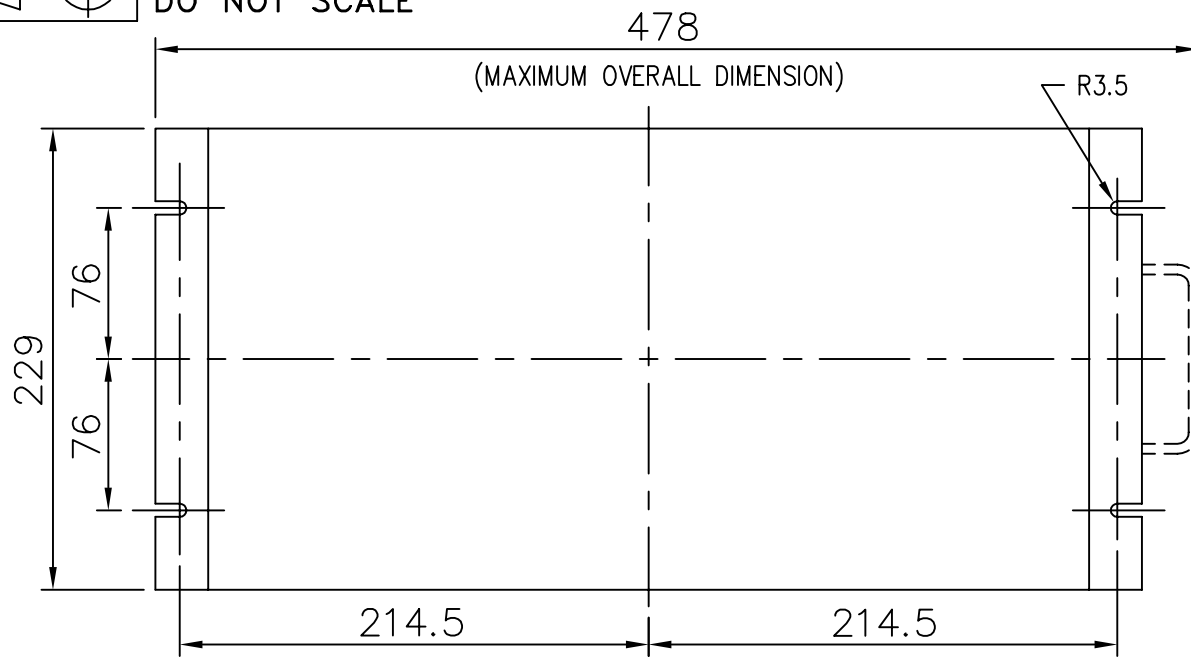


IF IN DOUBT ASK  
DO NOT SCALE



\* NOTE:  
SOLID LINK BETWEEN A5 AND A11 FOR PULSED INTERTRIP SCHEME.  
ECONOMY RESISTOR BETWEEN A5 AND A11 FOR SUSTAINED INTERTRIP SCHEME.  
SEE SCHEMATIC DIAGRAM FOR FULL DETAILS.

NOT SUBJECT TO UPDATE  
ONCE COPIED / PRINTED  
OR DOWNLOADED

Copyright © 2001

VATECH REYROLLE ACP Ltd. Hebburn

1	14/09/01	CHANGE NOTED
ISSUE	DATE	

**MATERIAL:**

Dimensions in millimetres : Surface texture in micrometres.  
Machine where marked   
For explanation of dimensions, tolerances, notes etc. see B.S.308.  
Limit on untoleranced unmachined dimensions ± \_\_\_\_\_  
Limits on untoleranced machined dimensions to B.S.4500;  
i.e. up to 6±0.1; over 30 to 120±0.3; over 315±0.8;  
over 6 to 30±0.2; over 120 to 315±0.5;  
General unmachined angular tolerance ± \_\_\_\_\_

Finish:

Treatment:

Title.  
SOLKOR Rf INTERTRIP INVERTER DIMENSION  
AND CONNECTION DETAILS.

**VATECH REYROLLE**  
**AUTOMATION, CONTROL & PROTECTION**

Original Scale:

First used on: \_\_\_\_\_  
Similar Articles: \_\_\_\_\_  
Supersedes: \_\_\_\_\_

Drg.No.  
410X1125

DRAWN: A.LAW.	CHECKED:	APPROVED: R.D.WATSON	DATE: 25/07/02	I.E.	OPS.	PCP.	Purch. Spec.	TQ.	EAC	CE.	STD.	A4h
---------------	----------	----------------------	----------------	------	------	------	--------------	-----	-----	-----	------	-----