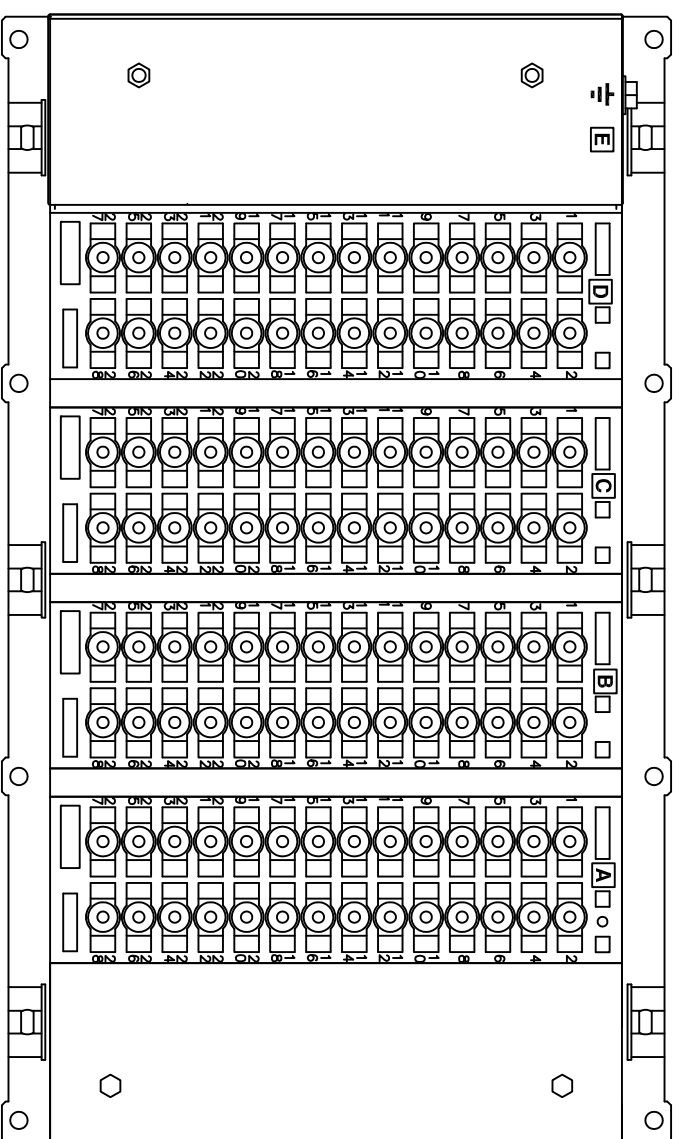


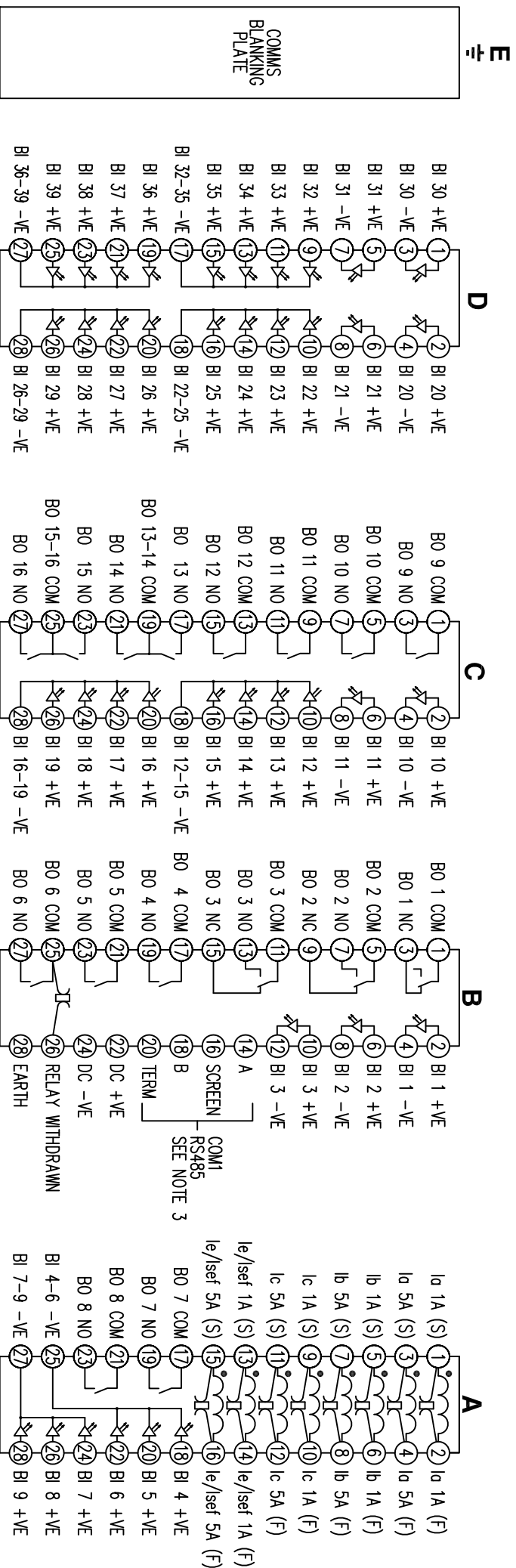
IF IN DOUBT ASK
DO NOT SCALE

ABBREVIATIONS	
I-	CURRENT INPUTS
V-	VOLTAGE INPUTS
BI-	BINARY INPUTS
BO-	BINARY OUTPUTS
CO-	CHANGE OVER BINARY OUTPUT CONTACTS
NO-	NORMALLY OPEN BINARY OUTPUT CONTACTS
NC-	NORMALLY CLOSED BINARY OUTPUT CONTACTS

COMMUNICATIONS IDENTIFICATION	
COM1	RS485 (ON BLOCK 'B' TERMINALS 14,16,18 & 20)
COM2	USB TYPE 'B' PORT (ON RELAY FRONT LABEL)



RELAY VIEWED FROM REAR



COMMS
BLANKING
PLATE

COMMS
BLANKING
PLATE

MATERIAL:

Dimensions in millimetres : Surface texture in micrometres.

Machine where marked ∇

For explanation of dimensions, tolerances, notes etc. see B.S.308.

Limit on untoleranced unmachined dimensions \pm

Limits on untoleranced machined dimensions to B.S.4500:

i.e. up to 6 \pm 0.1; over 30 to 120 \pm 0.3; over 315 \pm 0.8;
over 6 to 30 \pm 0.2; over 120 to 315 \pm 0.5;
General unmachined angular tolerance \pm

DRAWN J SPOWART

CHECKED

APPROVED N.C

DATE 22/02/2017

IE

OPS

PCP

Purch.Spec. TQ

EAC

CE

STD

A3

Finish:

Treatment:

Title:

TERMINAL ID & WIRING DIAGRAM FOR RM PLATFORM
(41,39BI,2C0,13NO,1NC,RS485) E12 CASE

SIEMENS PROTECTION DEVICES LTD.

Original Scale.

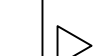
NTS

Drq. No.

2435W40146

Copyright © 2017 Siemens Protection Devices Ltd. Hebburn

ISSUE	DATE	CHANGE NOTED
1	06/02/17	



**FOR INTERNAL USE ONLY
UNCONTROLLED COPY
NOT SUBJECT TO UPDATE**

- NOTES
- 1) TERMINALS RECOMMENDED ARE PRE-INSULATED & MUST BE CRIMPED USING APPROVED TOOLING.
AMP PIDG OR PLASTI GRIP FUNNEL ENTRY (RING TONGUE) FOR M4 FIXING STUD.
 - 2) FOR OUTLINE & PANEL DRILLING, SEE 2995X10012 (A4).
 - 3) CONNECTIONS TO THIS COMMUNICATIONS FACILITY IS BY SCREENED, TWISTED PAIR CABLE ON SITE.
WHEN WIRING OTHER FACILITIES ENSURE THAT THESE TERMINALS ARE NOT OBSCURED BY OTHER WIRE RUNS.
 - 4) CONTACTS SHOWN THUS ARE INTERNAL RELAY CASE ASSEMBLY AND CLOSE WHEN THE RELAY CHASSIS IS WITHDRAWN FROM THE CASE.
- | SUPPLIER | PART NUMBER | CABLE SIZE |
|----------|-------------|-------------------------|
| AMP | 342103 | 0.25-1.6mm ² |
| AMP | 342143 | 1.0-2.6mm ² |
- OR ANY OTHER MANUFACTURERS EQUIVALENT TERMINAL.