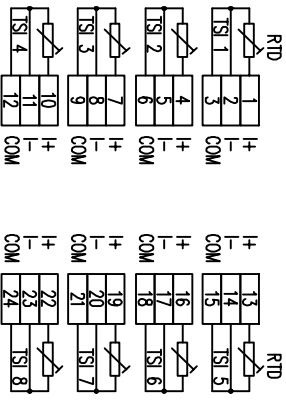


- NOTES**
- 1) TERMINALS RECOMMENDED ARE PRE-INSULATED & MUST BE CRIMPED USING APPROVED TOOLING. AMP P/IDG OR PLASTI GRIP FUNNEL ENTRY (RING TONGUE) FOR M4 FIXING STUD.
  - 2) FOR OUTLINE & PANEL DRILLING, SEE 29395X10004 (A4).
  - 3) CONNECTIONS TO THIS COMMUNICATIONS FACILITY IS BY SCREENED, TWISTED PAIR CABLE, ON SITE. WHEN WIRING OTHER FACILITIES ENSURE THAT THESE TERMINALS ARE NOT OBSCURED BY OTHER WIRE RUNS.
  - 4) CONTACTS SHOWN THUS ARE INTERNAL RELAY CASE ASSEMBLY CONTACTS AND CLOSE WHEN THE RELAY CHASSIS IS WITHDRAWN FROM THE CASE.
  - 5) FOR THE RELAY CASE ASSEMBLY SEE 2436G40046

SUPPLIER	PART NUMBER	CABLE SIZE
AMP	342103	0.25-1.6mm <sup>2</sup>
AMP	342143	1.0-2.6mm <sup>2</sup>

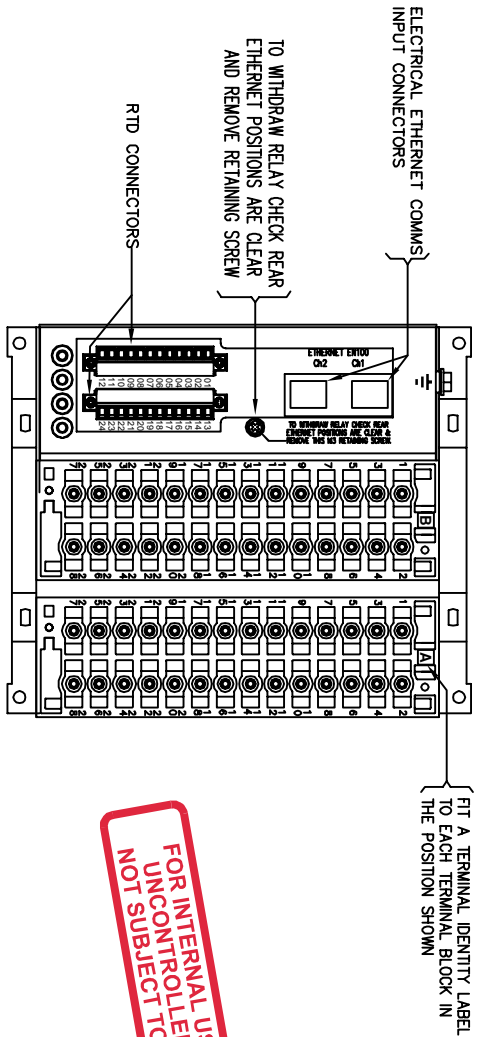
ABBREVIATIONS	
I	CURRENT INPUTS
BI	BINARY INPUTS
BO	BINARY OUTPUTS
CO	CHANGE OVER BINARY OUTPUT CONTACTS
NO	NORMALLY OPEN BINARY OUTPUT CONTACTS
NC	NORMALLY CLOSED BINARY OUTPUT CONTACTS

COMMUNICATIONS IDENTIFICATION	
COM1	RS485 (ON BLOCK 'B' TERMINALS 14,16,18 & 20)
COM2	USB TYPE 'B' PORT (ON RELAY FRONT LABEL)
COM3	ETHERNET(2) PORTS (ON REAR COMMS MODULE)

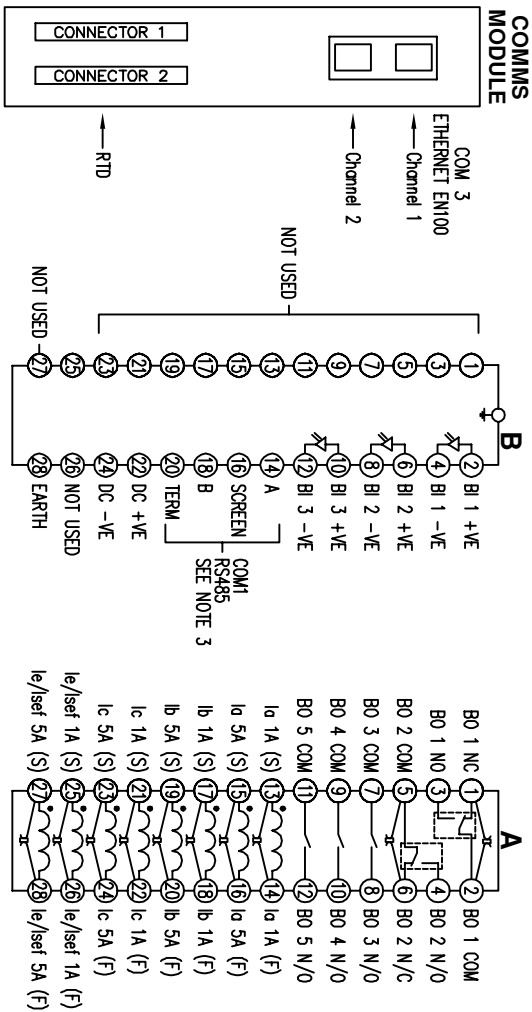


CONNECTOR 1

CONNECTOR 2



FOR INTERNAL USE ONLY  
UNCONTROLLED COPY  
NOT SUBJECT TO UPDATE



COMMS MODULE

TERMINAL	TERMINAL TOLERANCES (MM)
0-4	0.1
5-10	0.15
11-20	0.2
21-28	0.25
30-32	0.25

Rev	Change	Date	Name	FINISH	Material	Material Scale	Value/Range												
1A	DRAWING RELEASED		AMAR		NTS														
<table border="1"> <thead> <tr> <th>DRN BY</th> <th>AMAR</th> </tr> </thead> <tbody> <tr> <td>CHKD BY</td> <td>JOHN SF</td> </tr> <tr> <td>APPRD BY</td> <td>JAVANT J</td> </tr> </tbody> </table>				DRN BY	AMAR	CHKD BY	JOHN SF	APPRD BY	JAVANT J	<table border="1"> <thead> <tr> <th>Name</th> <th>Job</th> <th>Title</th> </tr> </thead> <tbody> <tr> <td>AMAR</td> <td></td> <td>TERMINAL ID &amp; WIRING DIAGRAM FOR 7SR17 4CT+3BI+5BO(2CO+3NO), ELEC ETH(X2),8 RTD</td> </tr> </tbody> </table>				Name	Job	Title	AMAR		TERMINAL ID & WIRING DIAGRAM FOR 7SR17 4CT+3BI+5BO(2CO+3NO), ELEC ETH(X2),8 RTD
DRN BY	AMAR																		
CHKD BY	JOHN SF																		
APPRD BY	JAVANT J																		
Name	Job	Title																	
AMAR		TERMINAL ID & WIRING DIAGRAM FOR 7SR17 4CT+3BI+5BO(2CO+3NO), ELEC ETH(X2),8 RTD																	
<table border="1"> <thead> <tr> <th>Document No</th> <th>Doc No</th> </tr> </thead> <tbody> <tr> <td>2436W40046</td> <td>1A</td> </tr> </tbody> </table>				Document No	Doc No	2436W40046	1A	<table border="1"> <thead> <tr> <th>Rev</th> <th>1A</th> </tr> </thead> <tbody> <tr> <td>1 of 1</td> <td></td> </tr> </tbody> </table>				Rev	1A	1 of 1					
Document No	Doc No																		
2436W40046	1A																		
Rev	1A																		
1 of 1																			

Siemens Ltd

2436W40046

7SR17

1 of 1