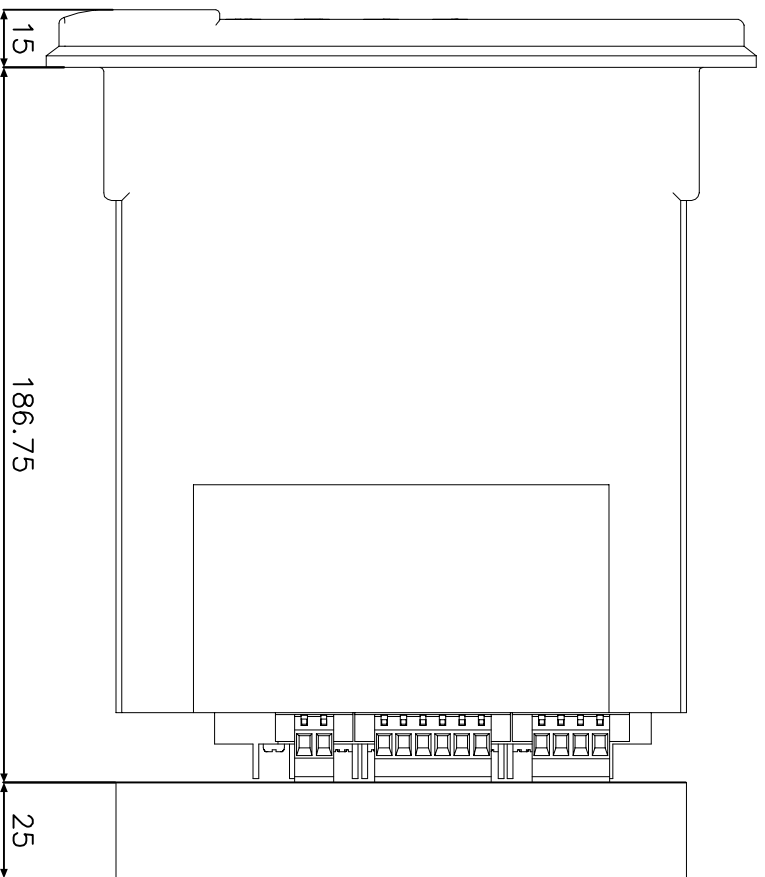
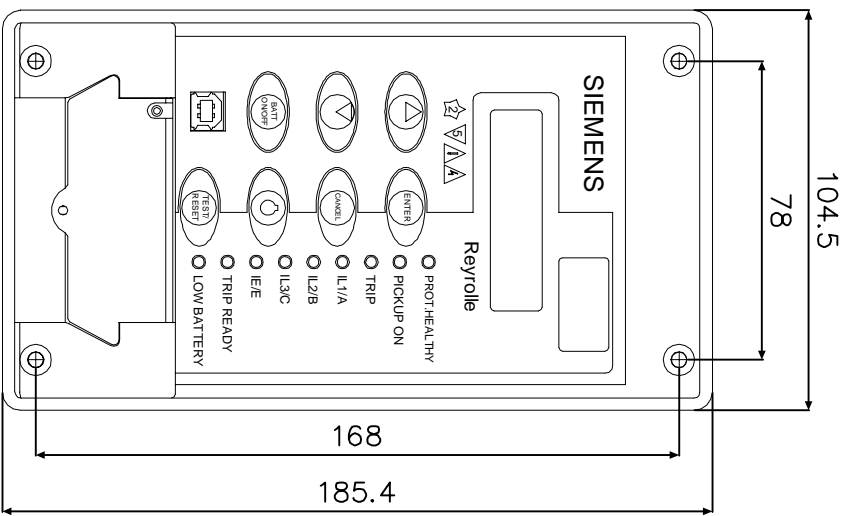
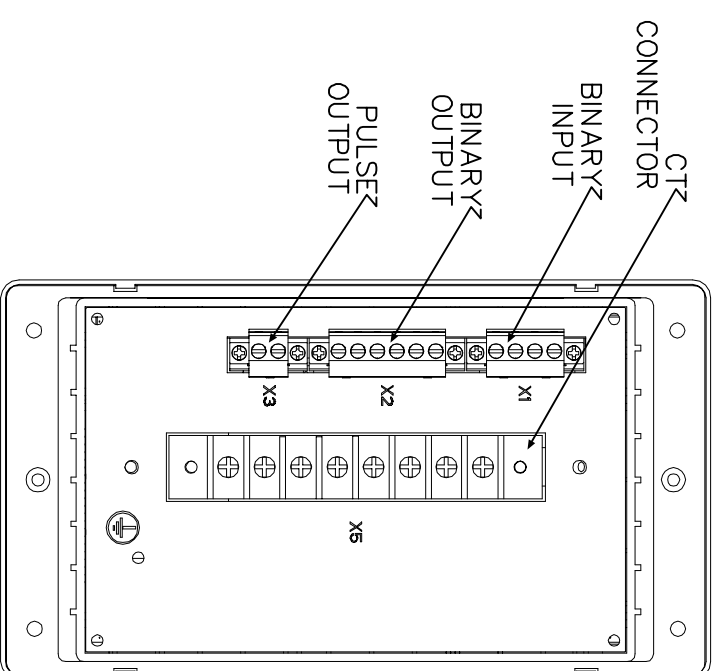


IF IN DOUBT ASK  
DO NOT SCALE

1 2 3 4 5 6 7 8



25mm CLEARANCE  
FOR TERMINAL  
WIRING



NOT SUBJECT TO UPDATE  
ONCE COPIED / PRINTED  
OR DOWNLOADED

MATERIAL: MATERIAL.

Dimensions in millimetres : Surface texture in micrometres.  
Machine where marked ✓  
For explanation of dimensions, tolerances, notes etc. see B.S.308.

Limit on untoleranced unmachined dimensions ±  
Limits on untoleranced machined dimensions to B.S.4500;  
i.e. up to 6±0.1; over 30 to 120±0.3; over 315±0.8;  
over 6 to 30±0.2; over 120 to 315±0.5;  
General unmachined angular tolerance ±

Finish:

Title:  
RELAY OUTLINE DIAGRAM FOR 7SR45

Treatment:

SIEMENS PROTECTION DEVICES LTD.

Original Scale.

NTS

First used on:  
Similar Articles:  
Supersedes:

Drg. No.  
2438G60001

ISSUE	MODIFIED DATE	CHANGE NOTED



Copyright © YEAR Siemens Protection Devices Ltd. Hebburn

DRAWN VENKATESH CHECKED MANIKANDAN APPROVED N.C DATE 05/09/08 IE OPS PCP Purch.Spec. TQ EAC EAC. CE STD A3