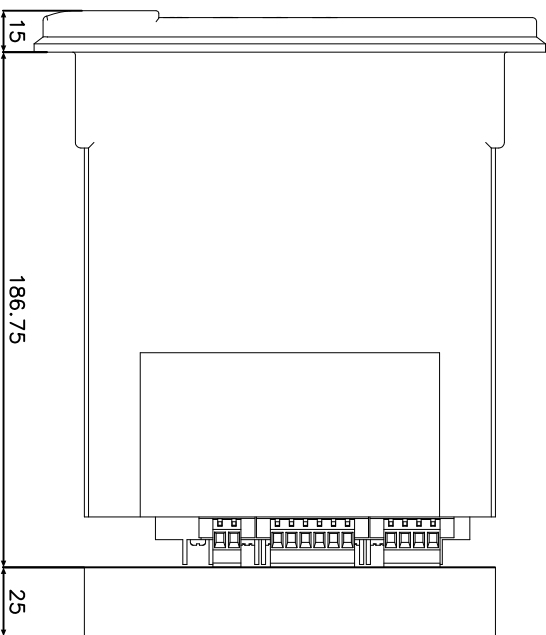
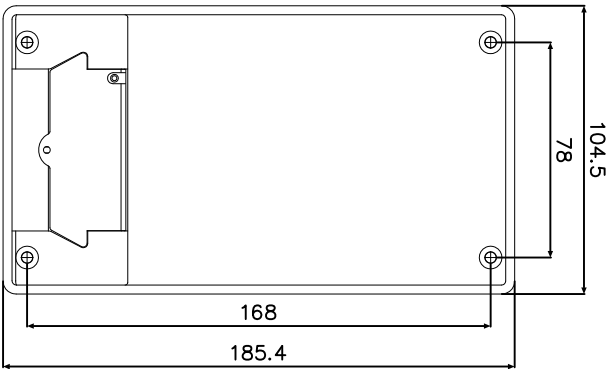
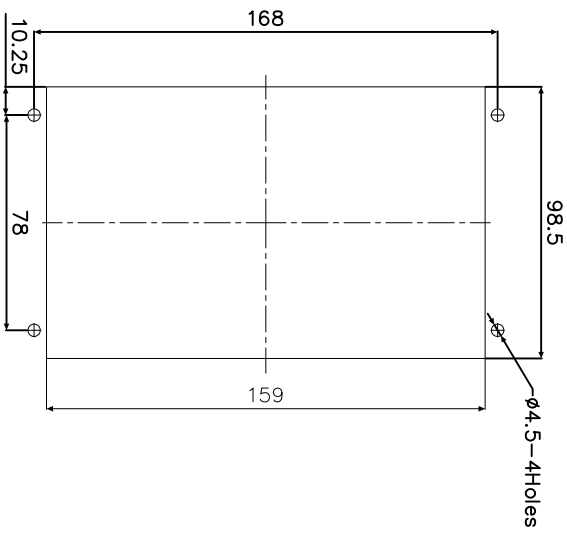


1 IF IN DOUBT ASK  
2 DO NOT SCALE



PANEL CUT-OUT

25mm CLEARANCE FOR TERMINAL WIRING

**NOT SUBJECT TO UPDATE  
ONCE COPIED / PRINTED  
OR DOWNLOADED**

NOTE:  
THE  $\phi 4.5$  HOLES TO BE CLEARANCE AND RELAYS MOUNTED USING M4 MACHINE SCREWS,NUTS AND LOCKWASHERS(SUPPLIED IN PANEL FIXING KIT)

MATERIAL: MATERIAL.

Dimensions in millimetres : Surface texture in micrometres.  
Machine where marked ✓

For explanation of dimensions, tolerances, notes etc. see B.S.308.  
Limit on untoleranced unmachined dimensions  $\pm$

Limits on untoleranced machined dimensions to B.S.4500:  
i.e. up to 6 $\pm$ 0.1; over 30 to 120 $\pm$ 0.3; over 315 $\pm$ 0.8;  
over 6 to 30 $\pm$ 0.2; over 120 to 315 $\pm$ 0.5;  
General unmachined angular tolerance  $\pm$

DRAWN VENKATESH CHECKED MANIKANDAN APPROVED N.C

Copyright © YEAR Siemens Protection Devices Ltd. Hebburn

Title:  
OVERALL DIMENSIONS AND PANEL DRILLING  
FOR 7SR45 RELAY

SIEMENS PROTECTION DEVICES LTD.

Original Scale.  
NTS

Dwg. No.  
2995X10023

ISSUE	MODIFY DATE	CHANGE NOTED



Finish:  
Treatment:

DATE 05/09/08 IE OPS PCP

Purch.Spec. TQ

EAC

EAC. CE

STD

A3