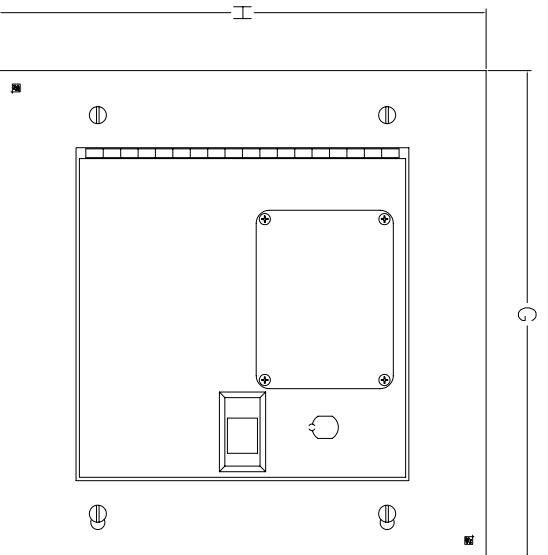
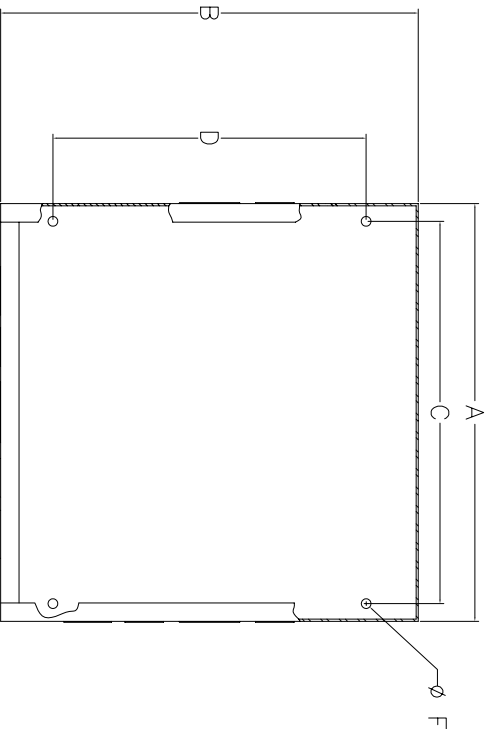


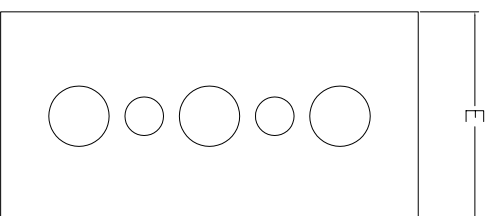
**TVSS DIMENSIONS AND WEIGHTS  
NEMA TYPE 1 FLUSHMOUNT**



**FRONT VIEW**



**INSIDE VIEW**



**SIDE VIEW**

**NOTES:**  
 BOX: 16GA, COVER: 16GA WITH HINGED DOOR  
 TYPE 1,4: GALVANIZED STEEL, FINISH: ANSIS61 GRAY  
 ENCLOSURE ALSO MEETS NEMA TYPE 4

CONFIGURATION	DIMENSIONS INCHES (MILLIMETERS)							
	A	B	C	D	E	F	G	H
TPS14	12.00 (308)	18.00 (461)	11.00 (282)	15.00 (385)	6.00 (154)	.281 (7)	14.00 (359)	20.00 (513)

DEVICE WEIGHT 30LB (14KG) MAX



**ADVANCED PROTECTION TECHNOLOGIES**

DWG NO. 43ATPS14MFM

SERIES TPS14