



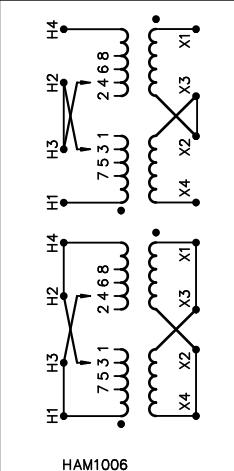
REVISION	DATE	BY	DATE	BY
		DRAWN	06/01/24	RB
		CHEK'D		
		VERIF'D		

Confidential - Property of Siemens Industry, Inc. Building Technologies Division		
CUSTOMER		
ORDER NO.	DWG. NO.	
	1D1Y025TP1	SH 1 OF 2

SIEMENS

CATALOG NO. 1D1Y025TP1
 SERIAL NO. SERIES H
25 kVA **60** Hz **1** PHASE
6.2 % IMP AT **170** °C
150 °C RISE **30** °C AVG. AMBIENT
220 °C TEMP CLASS **40** °C MAX. AMBIENT
 PRIMARY (H1 H3 H2 H4) **240X480** V
 SECONDARY(X4 X2 X3 X1) **120/240** V
 WINDING MATERIAL **AL**
 ENCLOSURE TYPE NEMA-3R WEIGHT **250** LBS
 ENERGY EFFICIENCY NEMA TP 1-2002

LISTED DISTRIBUTION
 TRANSFORMER 77US
 TYPE F
 LR 3902

 E112313
 SUITABLE FOR INDOOR OR OUTDOOR LOCATIONS
 DO NOT INSTALL IN AREAS ACCESSIBLE TO PUBLIC
 FOR INSTALLATION SEE INSTRUCTION MANUAL
 NEMA Class **ANN** Dry Type Transformer Siemens Industry, Inc. Norcross, GA



VOLTS	INPUT LINE ON H1 & H4 CONNECT
504	H2-1, H3-2
492	H3-2, H2-3
480	H2-3, H3-4
468	H3-4, H2-5
456	H2-5, H3-6
444	H3-6, H2-7
432	H2-7, H3-8
252	H2-1, H3-2
240	H2-3, H3-4
228	H2-5, H3-6
216	H2-7, H3-8

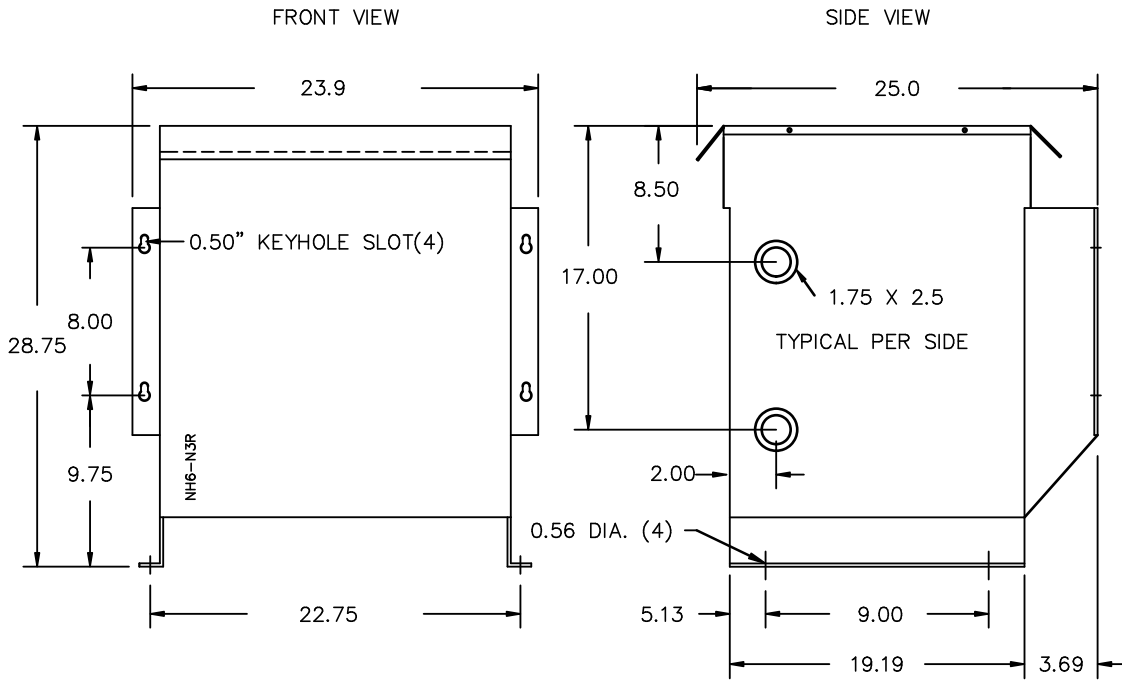
CONNECT H2 TO H3 FOR SERIES PRIMARY

CONNECT H1 TO H3 AND H2 TO H4 FOR PARALLEL PRIMARY

VOLTS	CONNECT	OUTPUT LINE
120	X1-X3, X2-X4	X1-X4
240	X2-X3	X1-X4
240/120	X2-X3	X1-X2-X4

dsu0082e1





All Dimensions in inches

ENCLOSURE COLOR : ANSI 61 GREY – OUTDOOR

H.V.1. TERMINAL DETAIL

L.V.1. TERMINAL DETAIL

MECHANICAL TYPE LUGS INCLUDED
SUITABLE FOR #14-2 CU/AL
CONDUCTORS
1 CONDUCTOR PER PHASE

MECHANICAL TYPE LUGS INCLUDED
SUITABLE FOR #2/0-6 CU/AL
CONDUCTORS
1 CONDUCTOR PER PHASE

CUSTOMER NOTES:

- HV1 TERMINATED AT TOP FRONT
- LV1 TERMINATED AT BOTTOM FRONT

Confidential – Property of
Siemens Industry, Inc.
Building Technologies Division

REVISION	DATE	BY	DATE	BY
			06/01/24	RB
			CHEK'D	
			VERIF'D	

CUSTOMER	
ORDER NO.	DWG. NO. 1D1Y025TP1
SH 2 OF 2	

0.1 jwen 2010/01/21 13:27