



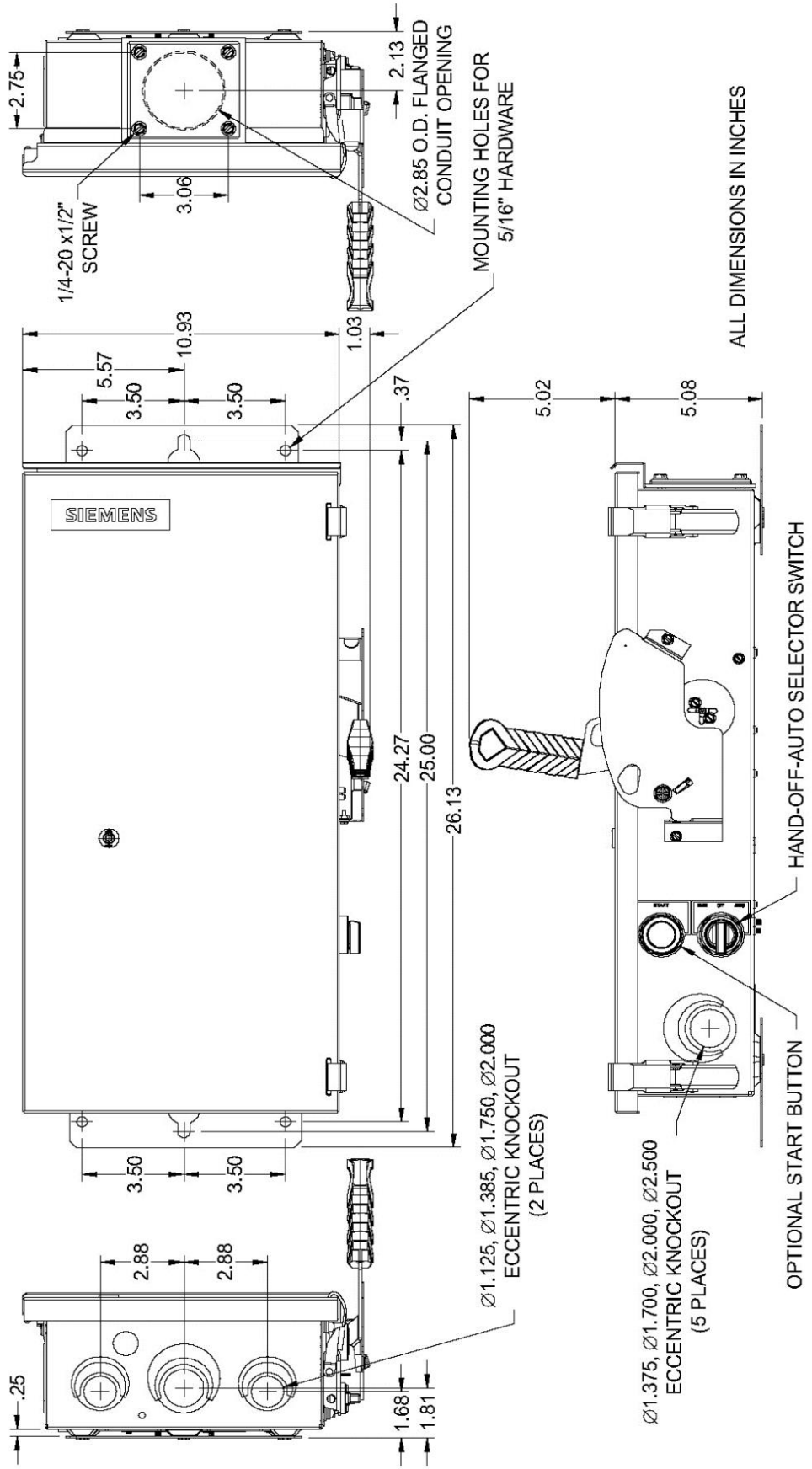
NEMA Slim Line pump panel
NEMA size 1
3-Phase, 3-Pole
Maximum voltage rating 600VAC
Max Hp 60Hz: 0@200V; 0@230V; 10@460V; 0@575V
Solid-state overload relay with 5.5–22A range
Control voltage 460 V 60Hz
NEMA Type 3/3R enclosure



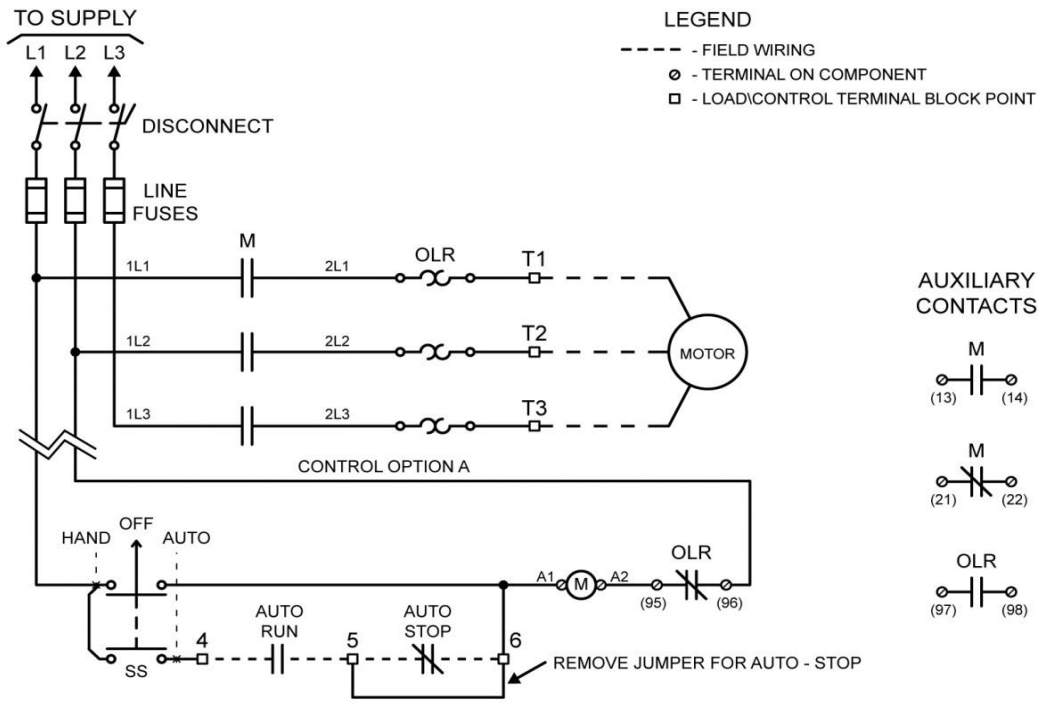
Image is representative and may not depict the actual product.

General technical data:	
Weight	23 lb
Height x Width x Depth	26 x 12 x 5 in.
Finger-safe (main circuit / control circuit)	NA / NA
Maximum altitude	6560 ft
Ambient storage temperature	(-30 to 65)°C / (-22 to 149)°F
Ambient operating temperature	(-20 to 40)°C / (-4 to 104)°F
Humidity (% non-condensing)	(no data)
Rated impulse voltage resistance	(no data)
Rated insulation voltage	(no data)
Country of origin	USA
Contactors:	
Number of NO main contacts	3
Amp rating	32A
Mechanical operating cycles	10,000,000
Internal/standard auxiliary contact:	
Number of NC / NO auxiliary contacts	1NC / 1NO
Rating	A600 AC / Q600 DC
Optional auxiliary contact:	
Max number of NC / NO auxiliary contacts	2NC / 2NO
Rating	A300 AC / Q300 DC
Coil:	
Voltage	460 V 60Hz Coil
Sealed watts	(no data)
Inrush / sealed power	81 / 10.5 VA
Normal coil operating limits (% of rated voltage)	85% - 110%
Typical drop-out volts (% of rated voltage)	55%
Pick-up time / Drop-out time	8-40 / 4-16 msec
Overload Relay:	
Current range	5.5–22A
Trip Class	Class 5 / 10 (factory set) / 20 / 30
Trip detection	Overload, phase failure, phase unbalance, ground fault
Phase failure sensitivity	Trip time after phase-loss: < 3 sec
Repeat accuracy	Within 1%
Reset options	Manual, automatic and remote
External reset	Yes
Test function	Electronics & manual actuation
Conformal coating on printed circuit board	Yes
Number of NC / NO auxiliary contacts	1NC / 1NO
Rating of auxiliary contacts	5A@600VAC (B600), 1A@250VDC (R300)

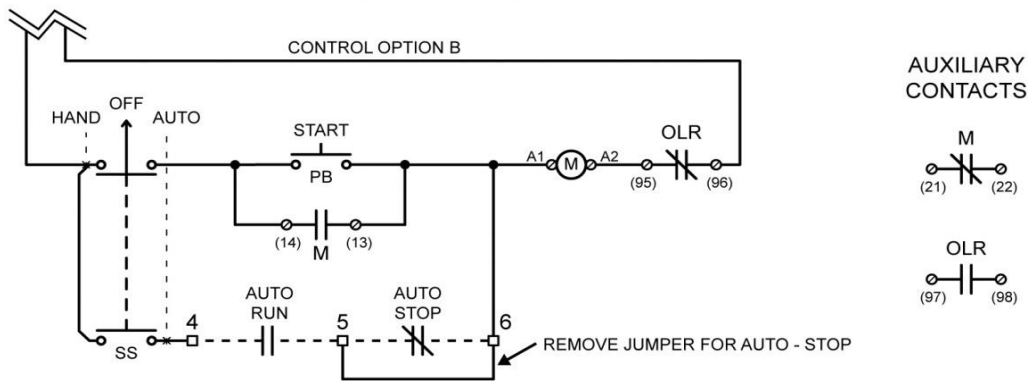
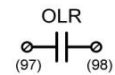
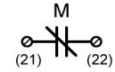
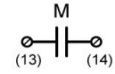
Single contact isolation	600V
Dual contact isolation	300V differing polarity / 600V common polarity
Disconnect Switch:	
Rating	30A with 30A/600V Class H fuse clips
Fuse type accepted	Class H, J (convertible), K and R
Enclosure:	
Type	NEMA Type 3/3R enclosure
Rating	Weather proof for outdoor use
Standard Control Devices:	
Hand-Off-Auto selector switch	30mm metal housing with chrome finish
Start push button	30mm metal housing with chrome finish
Mounting/wiring:	
Mounting orientation	Vertical
Mounting type	Surface
Line side connection type / torque	Box lug / 35 lb in (14 - 10); 40 lb in (8); 45 lb in (6 - 4) AWG
Line side solid & stranded conductors	1x(14 - 2 AWG) 60/75°C AL or CU
3-pt power TB (load side) connection type / torque	Screw / 24 - 32 lb-in.
3-pt power TB (load side) solid & stranded conductors	1x(18 - 2 AWG) 75°C CU
3-pt control terminal block connection type / torque	Screw / 12 - 18 lb-in.
3-pt control terminal block solid & stranded conductors	1x(22 - 8 AWG) 75°C CU
Coil connection type / torque	Screw / 7 lb in. - 10 lb in.
Coil solid & stranded conductors	2 x (16 - 12 AWG) CU 60/75°C
Main auxiliary contact connection type / torque	Screw / 7- 10 lb-in
Main auxiliary contact solid & stranded conductors	2 x (20 - 16 AWG), 2 x (18 - 14 AWG) 75°C CU
OLR auxiliary contact connection type / torque	Screw / 7 lb in. - 10 lb in.
OLR auxiliary contact solid & stranded conductors	2 x (20 - 14 AWG) CU 60/75°C
Short circuit current rating:	
Fuses	TBD
Certificates/approvals:	
	UL (file no. E185287)
	cUL (file no. E185287 for Canada)
	ISO 9001 certification
Additional information:	
	OLR instruction sheet & trip curves



ALL DIMENSIONS IN INCHES



AUXILIARY CONTACTS



AUXILIARY CONTACTS

