

CIRCUIT BREAKER 3VA6 UL FRAME 150 BREAKING CAPACITY CLASS C 100KA @ 480V 3-POLE, LINE PROTECTION ETU830, LIG, IN=100A OVERLOAD PROTECTION IR=40A ...100A SHORT CIRCUIT PROTECTION II=1,5...12 X IN GROUND-FAULT-PROTECTION IG=0,2... 1 X IN, TG=0,05-0,8S W/O CONNECTION



| Model | |
|---|-----------------------------|
| Product brand name | SETRON |
| Product designation | Molded-case circuit breaker |
| Design of the product | System protection |
| Design of the load switch / acc. to UL 489 / Heating, Air Conditioning, and Refrigeration circuit breaker (HACR Type) | Yes |
| Design of the overcurrent release | ETU830 |
| Protective function of the overcurrent release | LIG |
| Number of poles | 3 |
| General technical data | |
| Tension assignée d'isolement U_i | 600 V |
| Max. rated operational voltage U_e with AC 50/60Hz | 600 V |
| Active power loss / for rated value of the current / at AC / in hot operating state / per device | 13 W |
| Active power loss / for rated value of the current / at AC / in hot operating state / per pole | 4.33 W |
| Mechanical service life (switching cycles) / typical | 20 000 |

| | |
|---|---|
| Electrical endurance (switching cycles) / at AC-1 / at 380/415 V 50/60 Hz | 9 000 |
| Electrical endurance (switching cycles) / at AC-1 / at 690 V 50/60 Hz | 5 000 |
| Electrical endurance (switching cycles) / at 480 V / at 50/60 Hz | 9 000 |
| Electrical endurance (switching cycles) / at 600 V / at 50/60 Hz | 9 000 |
| Neutral conductors / upgradeable/retrofitable | No |
| Ground fault monitoring version | Summation current formation L-conductor |
| Product function | |
| • communication function | Yes |
| • other measurement function | Yes |

Electricity

| | |
|---|-------|
| Marking / acc. to UL 489 / 100%-rated breaker | Yes |
| Max. rated operational voltage of the size of the circuit-breaker | 150 A |
| Courant permanent assigné lu | 100 A |
| Operating current | |
| • at 40 °C | 100 A |
| • at 45 °C | 100 A |
| • at 50 °C | 100 A |
| • at 55 °C | 100 A |
| • at 60 °C | 100 A |
| • at 65 °C | 100 A |
| • at 70 °C | 100 A |

Switching capacity according to IEC 60947

| | |
|---|--------|
| Switching capacity class of the circuit breaker | C |
| Maximum short-circuit current breaking capacity (Icu) | |
| • at 240 V | 150 kA |
| • at 415 V | 110 kA |
| • at 690 V | 2.5 kA |
| Operational short-circuit current breaking capacity (Ics) | |
| • at 240 V | 150 kA |
| • at 415 V | 110 kA |
| • at 690 V | 2.5 kA |
| Short-circuit current making capacity (Icm) | |
| • at 240 V | 330 kA |
| • at 415 V | 242 kA |
| • at 690 V | 3.8 kA |

Switching capacity according to UL 489

| | |
|--|--|
| Breaking capacity current | |
| <ul style="list-style-type: none"> • at 240 V • at 480 Y/277 V • at 480 V • at 600 Y/347 V • at 600 V | 200 kA 100 kA 100 kA 35 kA 35 kA |

Adjustable parameters

| | |
|---|---------|
| Adjustable response value current / I _g min. | 40 A |
| Adjustable response value current / I _g min. | 100 A |
| Adjustable response value current / I _g min. | 0.5 |
| Adjustable response value current / I _g min. | 25 |
| Adjustable response value current / I _i min. | 150 A |
| Adjustable response value current / I _i max. | 1 200 A |
| Ground fault protection can be switched ON/OFF | Yes |
| Ground fault protection / tripping switchable / I _{2t} =ON/OFF | Yes |
| Adjustable response value current / I _g min. | 20 A |
| Adjustable response value current / I _g max. | 100 A |
| Adjustable response value current / t _g min. | 0.05 s |
| Adjustable response value current / I _g min. | 0.8 s |

Mechanical Design

| | |
|-------------|--------|
| Height [in] | 7.8 in |
| Height | 198 mm |
| Width [in] | 4.1 in |
| Width | 105 mm |
| Depth [in] | 3.4 in |
| Depth | 86 mm |

Connections

| | |
|---|--------------------|
| Arrangement of electrical connectors / for main current circuit | Without connection |
| Type of electrical connection / for main current circuit | Without |

Auxiliary circuit

| | |
|--|---|
| Number of CO contacts / for auxiliary contacts | 0 |
|--|---|

Accessories

| | |
|--|-----|
| Product extension / optional / motor drive | Yes |
|--|-----|

Environmental conditions

| | |
|--|---------------------------|
| Protection class IP / on the front | IP40 |
| Ambient temperature | |
| <ul style="list-style-type: none"> • during operation / minimum • during operation / maximum • during storage / minimum | -25 °C 70 °C -40 °C |

• during storage / maximum

80 °C

Certificates

| | |
|--|----|
| Equipment marking / acc. to DIN EN 81346-2 | Q |
| Certificate of suitability / as approval for NAVAL (no combat vessels) / Supplement SB | No |

| General Product Approval | EMC | Declaration of Conformity |
|--------------------------|-----|---------------------------|
|--------------------------|-----|---------------------------|



| Shipping Approval | other |
|-------------------|-------|
|-------------------|-------|



[Miscellaneous](#)

Further information

Information- and Downloadcenter (Catalogs, Brochures,...)

<http://www.siemens.com/lowvoltage/catalogs>

Industry Mall (Online ordering system)

<https://mall.industry.siemens.com/mall/en/en/Catalog/product?mlfb=3VA6110-7KM31-2AA0>

Service&Support (Manuals, Certificates, Characteristics, FAQs,...)

<https://support.industry.siemens.com/cs/ww/en/ps/3VA6110-7KM31-2AA0>

Image database (product images, 2D dimension drawings, 3D models, device circuit diagrams, ...)

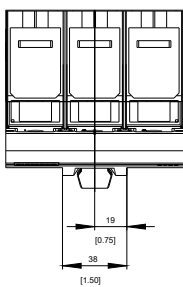
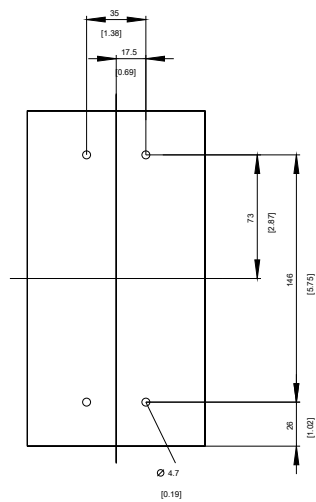
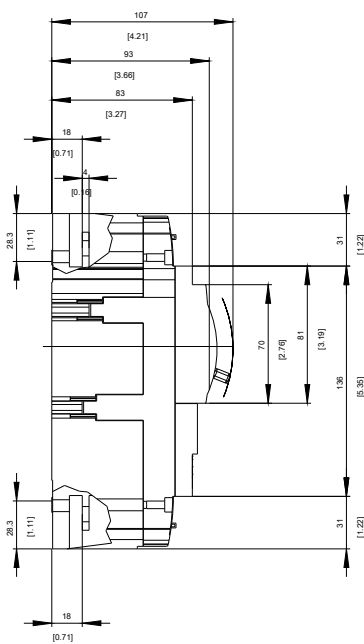
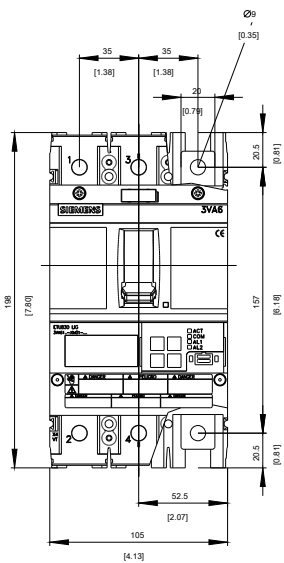
http://www.automation.siemens.com/bilddb/cax_en.aspx?mlfb=3VA6110-7KM31-2AA0

CAX-Online-Generator

<http://www.siemens.com/cax>

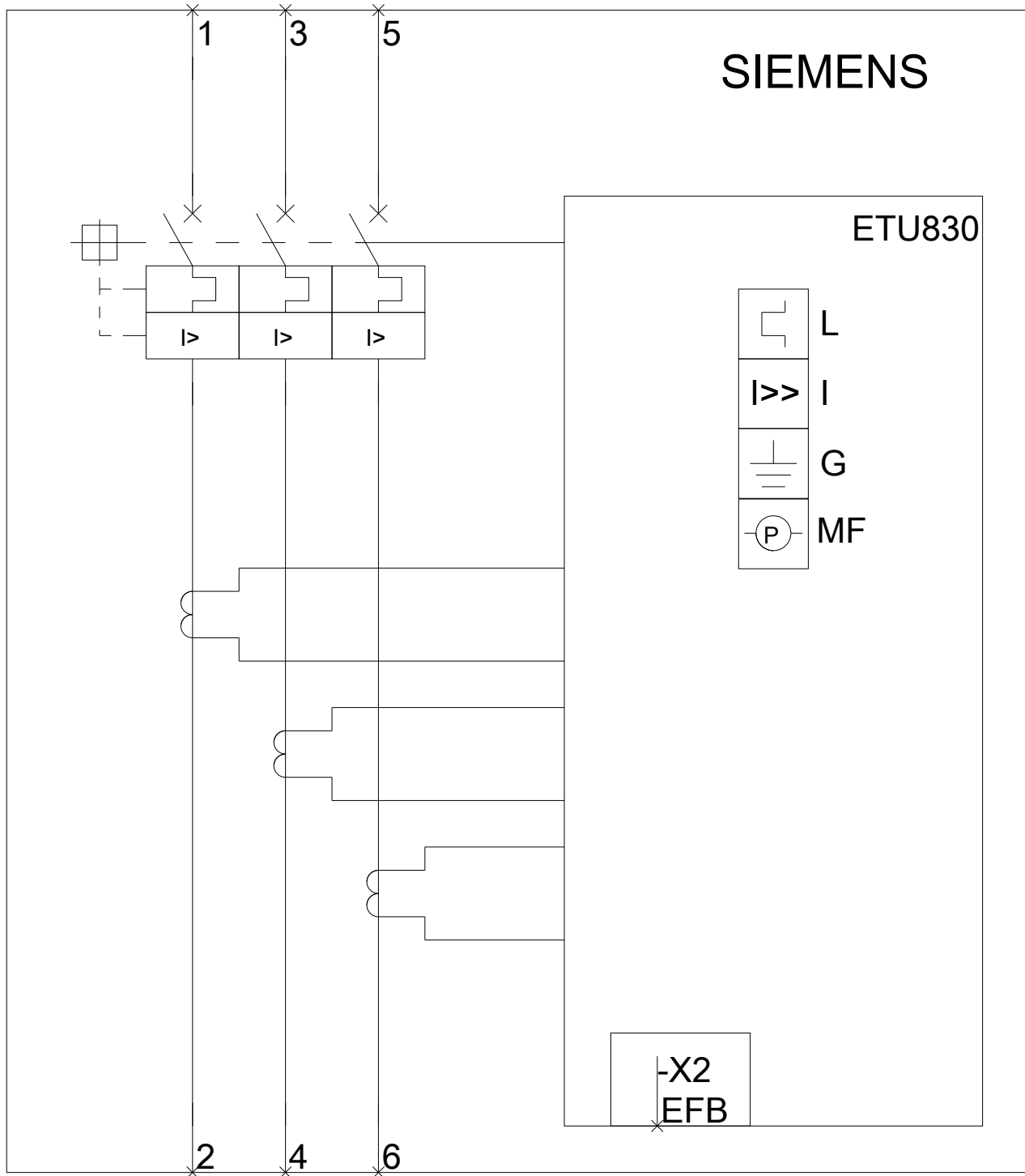
Tender specifications

<http://www.siemens.com/specifications>



-Q

SIEMENS





last modified:

11/23/2017