

MOLDED CASE SWITCH 3VA5 UL FRAME 250 MAX SHORT  
CIRCUIT CURR. RATING 65KA @ 480V 2-POLE, LINE  
PROTECTION MCS110, IN=250A WITHOUT OVERLOAD  
PROTECTION SELF PROTECTION Ii=10 X IN W/O CONNECTION



Model	
Product brand name	SENTRON
Product designation	Molded-case circuit breaker
Design of the product	Molded case switch
Design of the load switch / acc. to UL 489 / Heating, Air Conditioning, and Refrigeration circuit breaker (HACR Type)	Yes
Design of the overcurrent release	MCS110
Protective function of the overcurrent release	I
Number of poles	2
General technical data	
Tension assignée d'isolement Ui	800 V
Max. rated operational voltage Ue with AC 50/60Hz	690 V
Max. rated operational voltage Ue with DC	500 V
Active power loss / for rated value of the current / at AC / in hot operating state / per device	36.27 W
Active power loss / for rated value of the current / at AC / in hot operating state / per pole	18.13 W
Mechanical service life (switching cycles) / typical	15 000

Electrical endurance (switching cycles) / at AC-1 / at 380/415 V 50/60 Hz	8 000
Electrical endurance (switching cycles) / at 480 V / at 50/60 Hz	8 000
Electrical endurance (switching cycles) / at 600 V / at 50/60 Hz	4 000
Neutral conductors / upgradeable/retrofitable	No
Ground fault monitoring version	Without
Product function	
• communication function	No
• other measurement function	No

### Electricity

Marking / acc. to UL 489 / 100%-rated breaker	No
Max. rated operational voltage of the size of the circuit-breaker	250 A
Courant permanent assigné Iu	250 A
Operating current	
• at 40 °C	250 A
• at 45 °C	244 A
• at 50 °C	239 A
• at 55 °C	233 A
• at 60 °C	227 A
• at 65 °C	222 A
• at 70 °C	216 A

### Switching capacity according to IEC 60947

Maximum short-circuit current breaking capacity (Icu)	
• at 240 V	100 kA
• at 415 V	70 kA
• at 690 V	10 kA
Operational short-circuit current breaking capacity (Ics)	
• at 240 V	100 kA
• at 415 V	70 kA
• at 690 V	10 kA
Short-circuit current making capacity (Icm)	
• at 240 V	220 kA
• at 415 V	154 kA
• at 690 V	17 kA

### Adjustable parameters

Adjustable response value current / Ii min.	2 500 A
Adjustable response value current / Ii max.	2 500 A

Ground fault protection / tripping switchable / I2t=ON/OFF	No
--	----

### Mechanical Design

Height [in]	7.3 in
Height	185 mm
Width [in]	4.1 in
Width	105 mm
Depth [in]	3.3 in
Depth	83 mm

### Connections

Arrangement of electrical connectors / for main current circuit	Without connection
Type of electrical connection / for main current circuit	Without

### Auxiliary circuit

Number of CO contacts / for auxiliary contacts	0
--	---

### Accessories

Product extension / optional / motor drive	Yes
--	-----

### Environmental conditions

Protection class IP / on the front	IP40
Ambient temperature	
<ul style="list-style-type: none"> <li>during operation / minimum</li> <li>during operation / maximum</li> <li>during storage / minimum</li> <li>during storage / maximum</li> </ul>	-25 °C 70 °C -40 °C 80 °C

### Certificates

Equipment marking / acc. to DIN EN 81346-2	Q
Certificate of suitability / as approval for NAVAL (no combat vessels) / Supplement SB	No

General Product Approval	EMC	Shipping Approval	other
--------------------------	-----	-------------------	-------



[Miscellaneous](#)

### Further information

**Information- and Downloadcenter (Catalogs, Brochures,...)**

<http://www.siemens.com/lowvoltage/catalogs>

**Industry Mall (Online ordering system)**

<https://mall.industry.siemens.com/mall/en/en/Catalog/product?mlfb=3VA5225-0BB61-0AA0>

**Service&Support (Manuals, Certificates, Characteristics, FAQs,...)**

<https://support.industry.siemens.com/cs/ww/en/ps/3VA5225-0BB61-0AA0>

Image database (product images, 2D dimension drawings, 3D models, device circuit diagrams, ...)

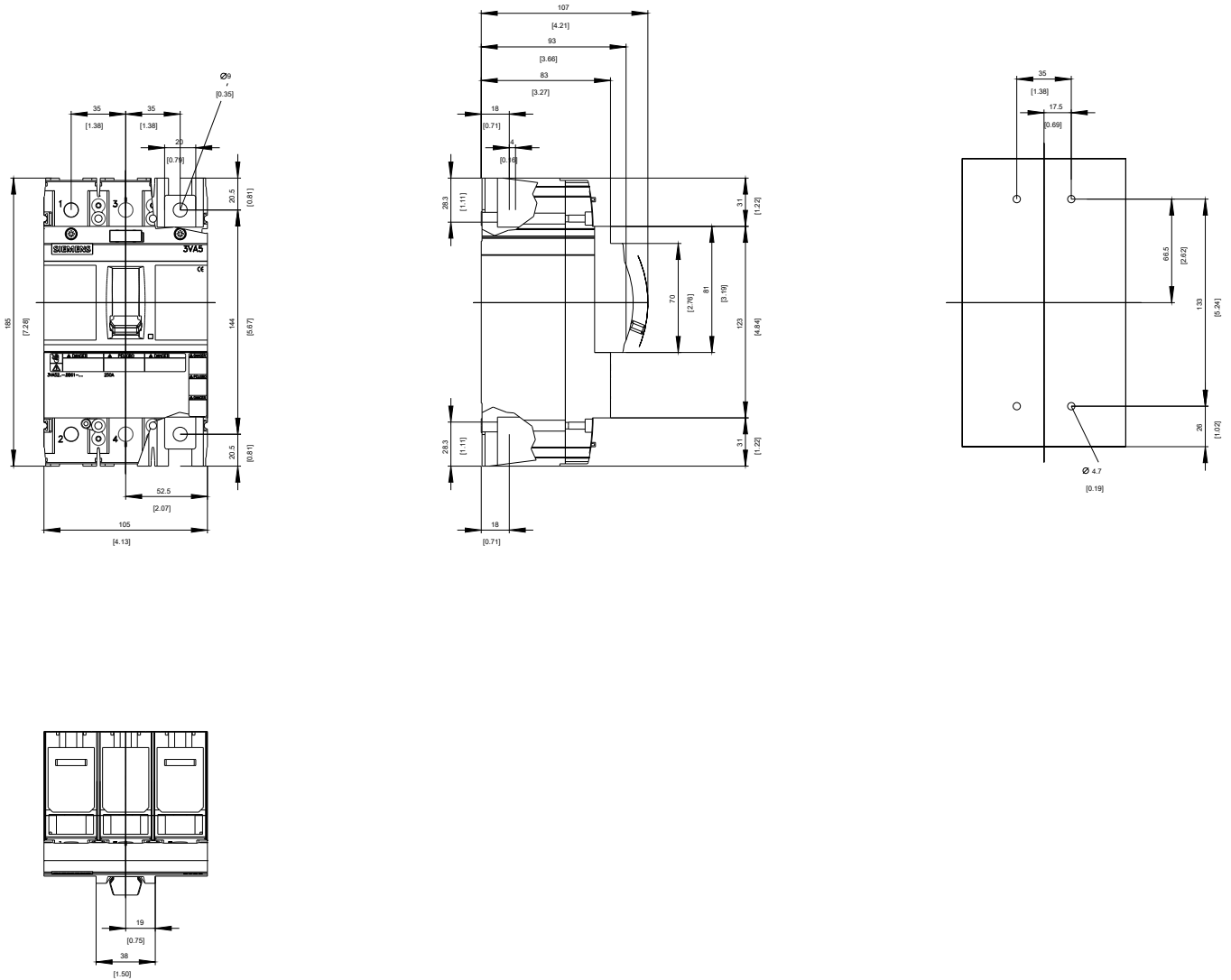
[http://www.automation.siemens.com/bilddb/cax\\_en.aspx?mlfb=3VA5225-0BB61-0AA0](http://www.automation.siemens.com/bilddb/cax_en.aspx?mlfb=3VA5225-0BB61-0AA0)

CAx-Online-Generator

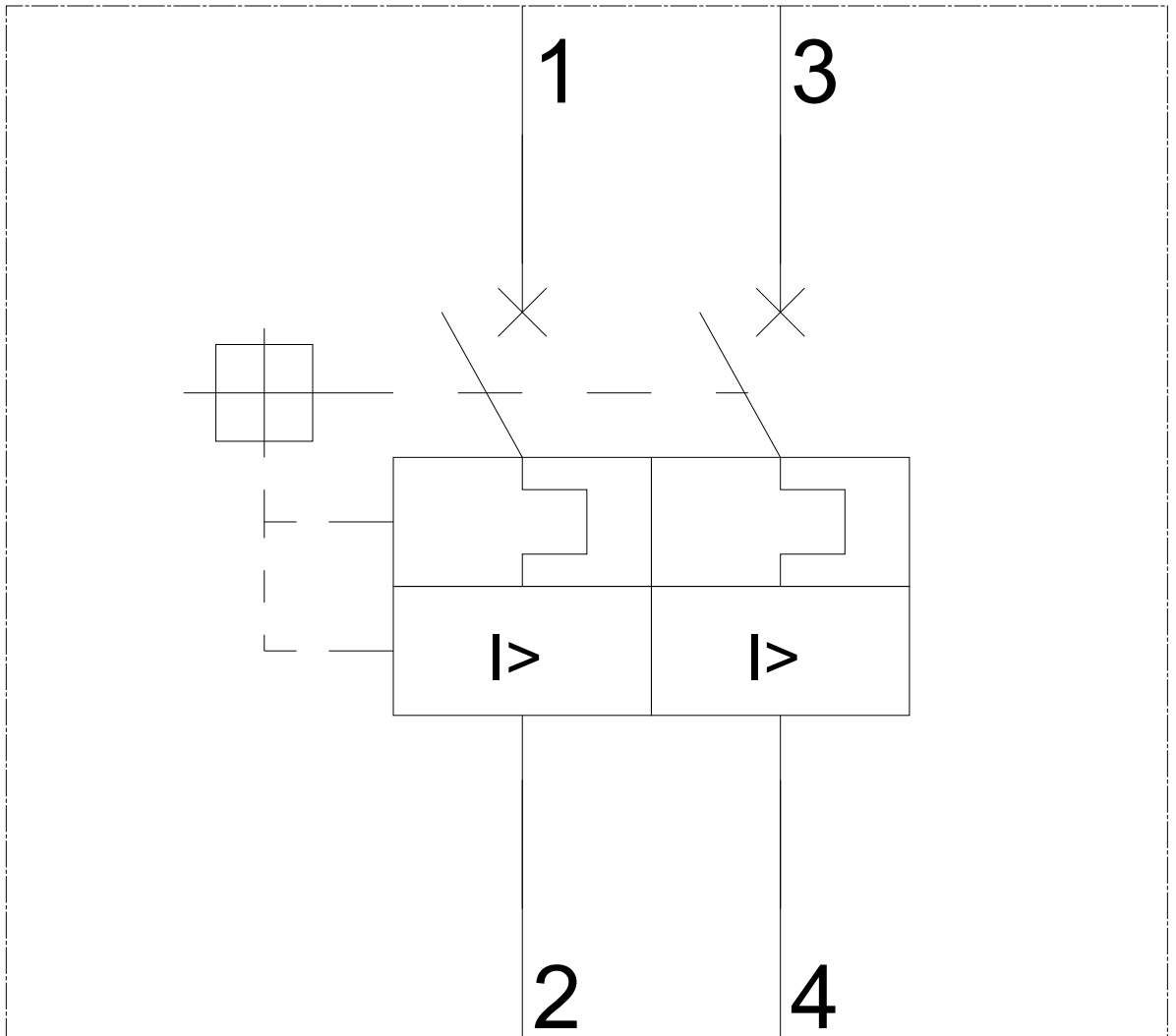
<http://www.siemens.com/cax>

Tender specifications

<http://www.siemens.com/specifications>

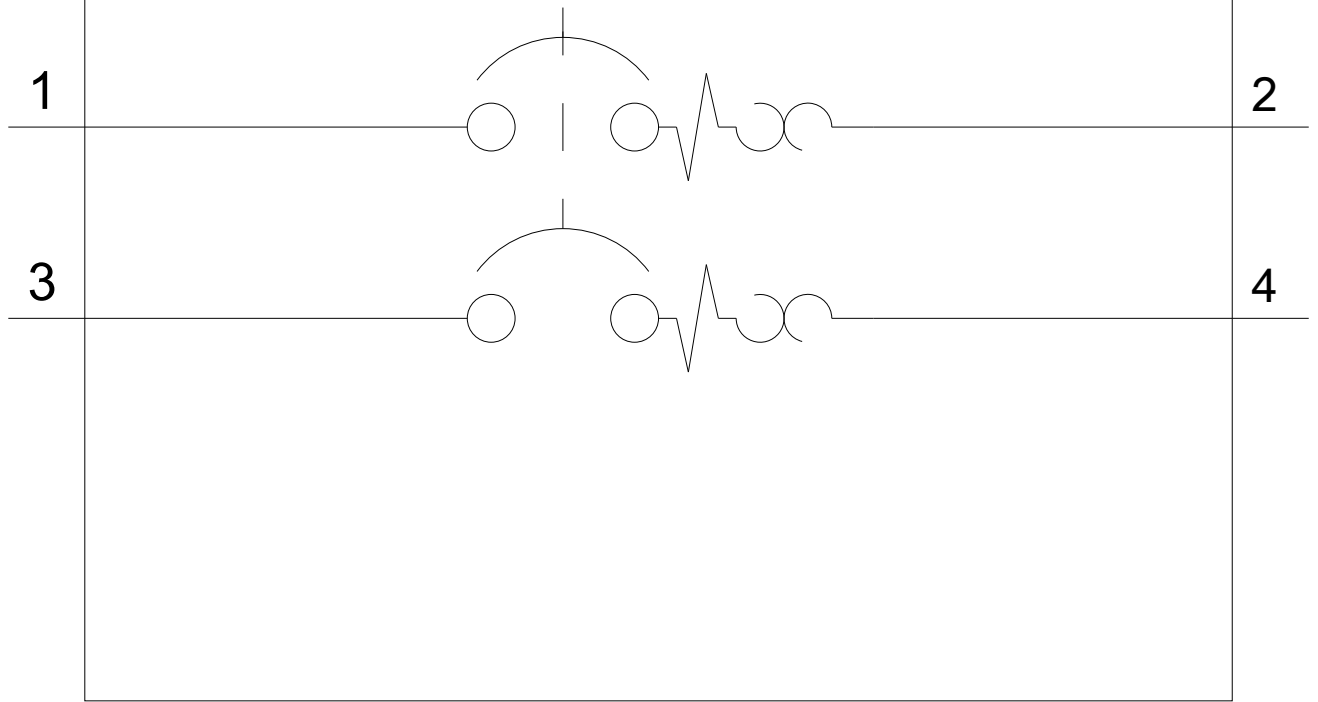


**-Q**



-CB

# SIEMENS



last modified:

11/25/2017