

CIRCUIT BREAKER 3VA5 UL FRAME 250 BREAKING CAPACITY CLASS H 65KA @ 480V 3-POLE, LINE PROTECTION TM230, FTAM, IN=200A OVERLOAD PROTECTION IR=200A FIXED SHORT CIRCUIT PROTECTION II=5...10 X IN UL489 SB (NAVAL), 50 DEG CEL. W/O CONNECTION



Model	
Product brand name	SENTRON
Product designation	Molded-case circuit breaker
Design of the product	System protection
Design of the load switch / acc. to UL 489 / Heating, Air Conditioning, and Refrigeration circuit breaker (HACR Type)	Yes
Design of the overcurrent release	TM230
Protective function of the overcurrent release	LI
Number of poles	3
General technical data	
Active power loss / for rated value of the current / at AC / in hot operating state / per device	42.5 W
Active power loss / for rated value of the current / at AC / in hot operating state / per pole	14.17 W
Mechanical service life (switching cycles) / typical	15 000
Electrical endurance (switching cycles) / at 480 V / at 50/60 Hz	8 000
Electrical endurance (switching cycles) / at 600 V / at 50/60 Hz	4 000

Neutral conductors / upgradeable/retrofitable	No
Ground fault monitoring version	Without
Product function	
• communication function	No
• other measurement function	No

Electricity

Marking / acc. to UL 489 / 100%-rated breaker	No
Max. rated operational voltage of the size of the circuit-breaker	250 A
Courant permanent assigné lu	200 A
Operating current	
• at 40 °C	200 A
• at 45 °C	200 A
• at 50 °C	200 A
• at 55 °C	192 A
• at 60 °C	186 A
• at 65 °C	181 A
• at 70 °C	175 A

Switching capacity according to IEC 60947

Switching capacity class of the circuit breaker	H
---	---

Switching capacity according to UL 489

Breaking capacity current	
• at 240 V	100 kA
• at 480 V	65 kA
• at 600 V	25 kA

Adjustable parameters

Adjustable response value current / I _g min.	200 A
Adjustable response value current / I _g min.	200 A
Adjustable response value current / I _i min.	1 000 A
Adjustable response value current / I _i max.	2 000 A
Ground fault protection / tripping switchable / I _{2t} =ON/OFF	No

Mechanical Design

Height [in]	7.3 in
Height	185 mm
Width [in]	4.1 in
Width	105 mm
Depth [in]	3.3 in
Depth	83 mm

Connections

Arrangement of electrical connectors / for main current circuit	Without connection
Type of electrical connection / for main current circuit	Without

Auxiliary circuit

Number of CO contacts / for auxiliary contacts	0
--	---

Accessories

Product extension / optional / motor drive	Yes
--	-----

Environmental conditions

Protection class IP / on the front	IP40
Ambient temperature	
<ul style="list-style-type: none"> during operation / minimum during operation / maximum during storage / minimum during storage / maximum 	<ul style="list-style-type: none"> -25 °C 70 °C -40 °C 80 °C

Certificates

Equipment marking / acc. to DIN EN 81346-2	Q
Certificate of suitability / as approval for NAVAL (no combat vessels) / Supplement SB	Yes

General Product Approval	EMC	Shipping Approval	other
--------------------------	-----	-------------------	-------



[Miscellaneous](#)

Further information

Information- and Downloadcenter (Catalogs, Brochures,...)

<http://www.siemens.com/lowvoltage/catalogs>

Industry Mall (Online ordering system)

<https://mall.industry.siemens.com/mall/en/en/Catalog/product?mlfb=3VA5220-6EC31-1AA0>

Service&Support (Manuals, Certificates, Characteristics, FAQs,...)

<https://support.industry.siemens.com/cs/ww/en/ps/3VA5220-6EC31-1AA0>

Image database (product images, 2D dimension drawings, 3D models, device circuit diagrams, ...)

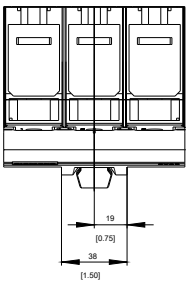
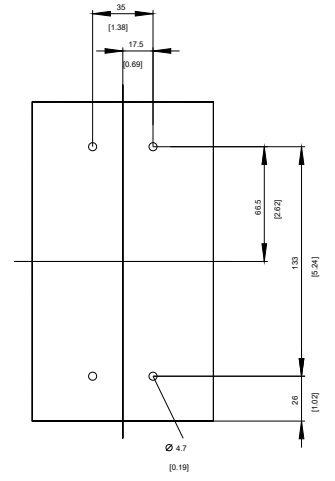
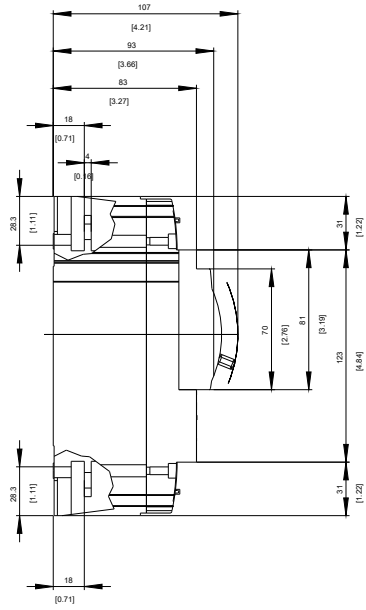
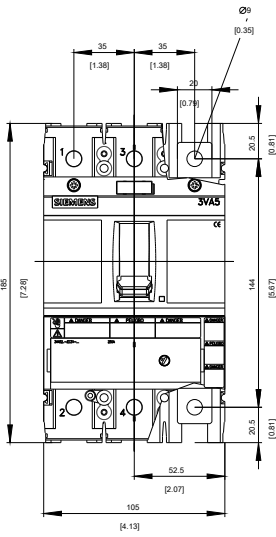
http://www.automation.siemens.com/bilddb/cax_en.aspx?mlfb=3VA5220-6EC31-1AA0

CAX-Online-Generator

<http://www.siemens.com/cax>

Tender specifications

<http://www.siemens.com/specifications>



-Q



-CB

SIEMENS



last modified:

11/27/2017