

CIRCUIT BREAKER 3VA5 UL FRAME 250 BREAKING CAPACITY CLASS H 65KA @ 480V 2-POLE, LINE PROTECTION TM210, FTFM, IN=175A OVERLOAD PROTECTION IR=175A FIXED SHORT CIRCUIT PROTECTION II=10 X IN W/O CONNECTION



Model	
Product brand name	SENTRON
Product designation	Molded-case circuit breaker
Design of the product	System protection
Design of the load switch / acc. to UL 489 / Heating, Air Conditioning, and Refrigeration circuit breaker (HACR Type)	Yes
Design of the overcurrent release	TM210
Protective function of the overcurrent release	LI
Number of poles	2

General technical data	
Tension assignée d'isolement $U_i$	800 V
Max. rated operational voltage $U_e$ with AC 50/60Hz	690 V
Max. rated operational voltage $U_e$ with DC	500 V
Active power loss / for rated value of the current / at AC / in hot operating state / per device	23.4 W
Active power loss / for rated value of the current / at AC / in hot operating state / per pole	11.7 W
Mechanical service life (switching cycles) / typical	15 000

Electrical endurance (switching cycles) / at AC-1 / at 380/415 V 50/60 Hz	8 000
Electrical endurance (switching cycles) / at 480 V / at 50/60 Hz	8 000
Electrical endurance (switching cycles) / at 600 V / at 50/60 Hz	4 000
Neutral conductors / upgradeable/retrofitable	No
Ground fault monitoring version	Without
Product function	
• communication function	No
• other measurement function	No

### Electricity

Marking / acc. to UL 489 / 100%-rated breaker	No
Max. rated operational voltage of the size of the circuit-breaker	250 A
Courant permanent assigné Iu	175 A
Operating current	
• at 40 °C	175 A
• at 45 °C	171 A
• at 50 °C	166 A
• at 55 °C	162 A
• at 60 °C	158 A
• at 65 °C	153 A
• at 70 °C	149 A

### Switching capacity according to IEC 60947

Switching capacity class of the circuit breaker	H
Maximum short-circuit current breaking capacity (Icu)	
• at 240 V	100 kA
• at 415 V	70 kA
• at 690 V	10 kA
Operational short-circuit current breaking capacity (Ics)	
• at 240 V	100 kA
• at 415 V	70 kA
• at 690 V	10 kA
Short-circuit current making capacity (Icm)	
• at 240 V	220 kA
• at 415 V	154 kA
• at 690 V	17 kA

### Switching capacity according to UL 489

Breaking capacity current	
• at 240 V	100 kA

- at 480 V
- at 600 V

65 kA

25 kA

### Adjustable parameters

Adjustable response value current / I <sub>g</sub> min.	175 A
Adjustable response value current / I <sub>g</sub> min.	175 A
Adjustable response value current / I <sub>i</sub> min.	1 750 A
Adjustable response value current / I <sub>i</sub> max.	1 750 A
Ground fault protection / tripping switchable / I <sub>2t</sub> =ON/OFF	No

### Mechanical Design

Height [in]	7.3 in
Height	185 mm
Width [in]	4.1 in
Width	105 mm
Depth [in]	3.3 in
Depth	83 mm

### Connections

Arrangement of electrical connectors / for main current circuit	Without connection
Type of electrical connection / for main current circuit	Without

### Auxiliary circuit

Number of CO contacts / for auxiliary contacts	0
--	---

### Accessories

Product extension / optional / motor drive	Yes
--	-----

### Environmental conditions

Protection class IP / on the front	IP40
Ambient temperature	
<ul style="list-style-type: none"> <li>• during operation / minimum</li> </ul>	-25 °C
<ul style="list-style-type: none"> <li>• during operation / maximum</li> </ul>	70 °C
<ul style="list-style-type: none"> <li>• during storage / minimum</li> </ul>	-40 °C
<ul style="list-style-type: none"> <li>• during storage / maximum</li> </ul>	80 °C

### Certificates

Equipment marking / acc. to DIN EN 81346-2	Q
Certificate of suitability / as approval for NAVAL (no combat vessels) / Supplement SB	No



CSA



UL



UL



VDE



RCM

Shipping  
Approval

other

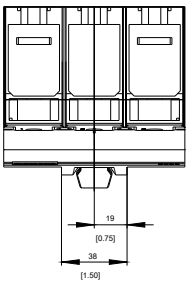
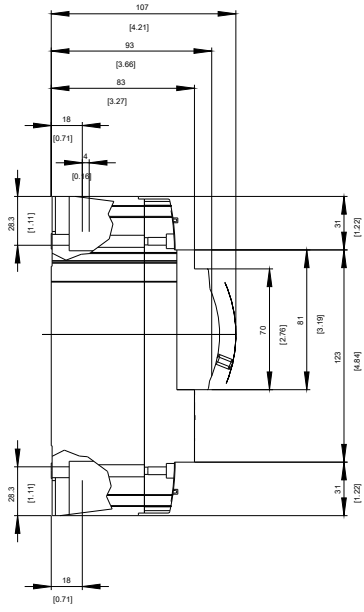
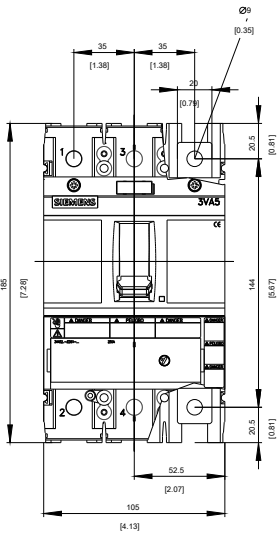


ABS

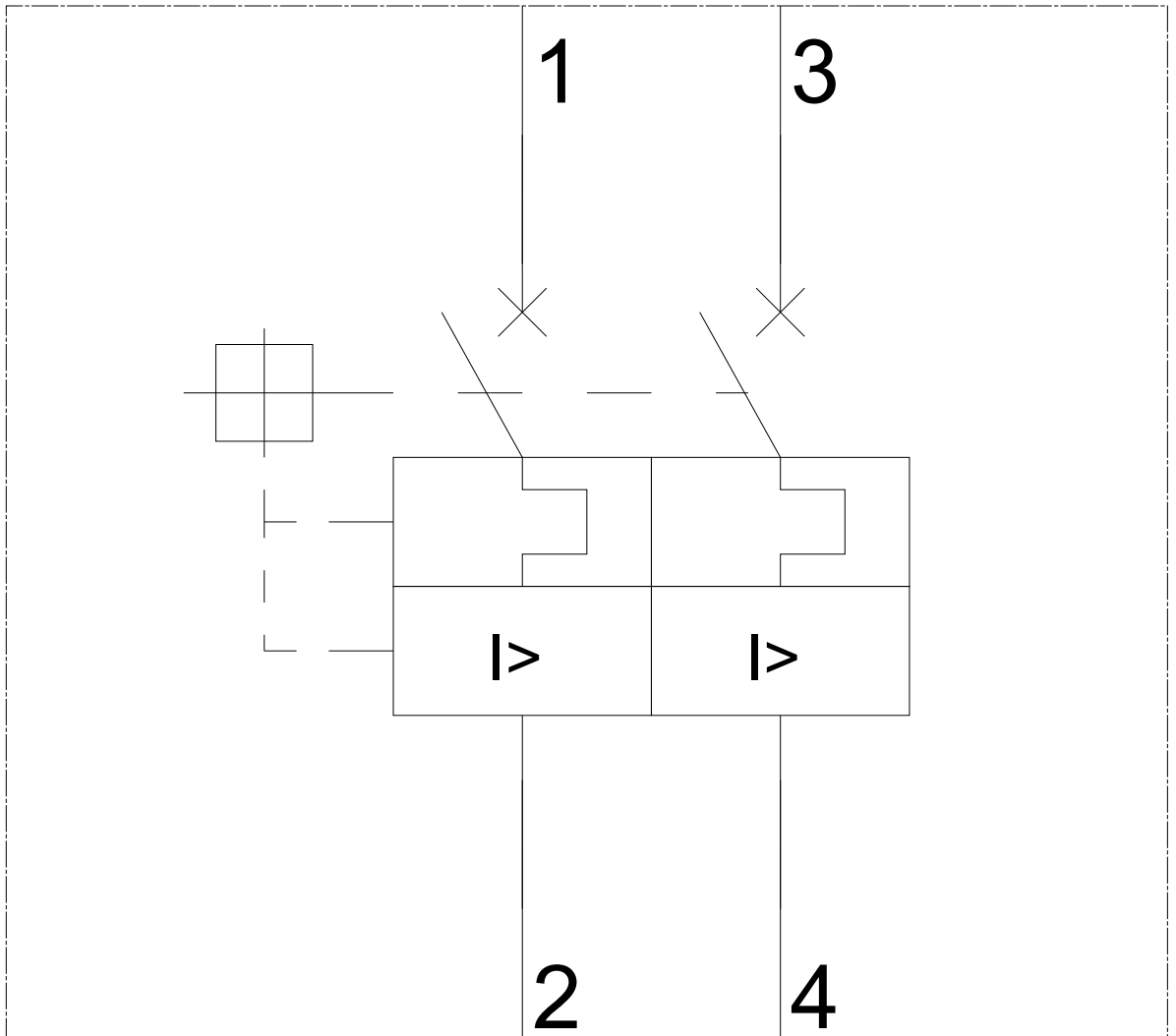
[Miscellaneous](#)

## Further information

**Information- and Downloadcenter (Catalogs, Brochures,...)**<http://www.siemens.com/lowvoltage/catalogs>**Industry Mall (Online ordering system)**<https://mall.industry.siemens.com/mall/en/en/Catalog/product?mlfb=3VA5217-6ED61-0AA0>**Service&Support (Manuals, Certificates, Characteristics, FAQs,...)**<https://support.industry.siemens.com/cs/ww/en/ps/3VA5217-6ED61-0AA0>**Image database (product images, 2D dimension drawings, 3D models, device circuit diagrams, ...)**[http://www.automation.siemens.com/bilddb/cax\\_en.aspx?mlfb=3VA5217-6ED61-0AA0](http://www.automation.siemens.com/bilddb/cax_en.aspx?mlfb=3VA5217-6ED61-0AA0)**CAX-Online-Generator**<http://www.siemens.com/cax>**Tender specifications**<http://www.siemens.com/specifications>

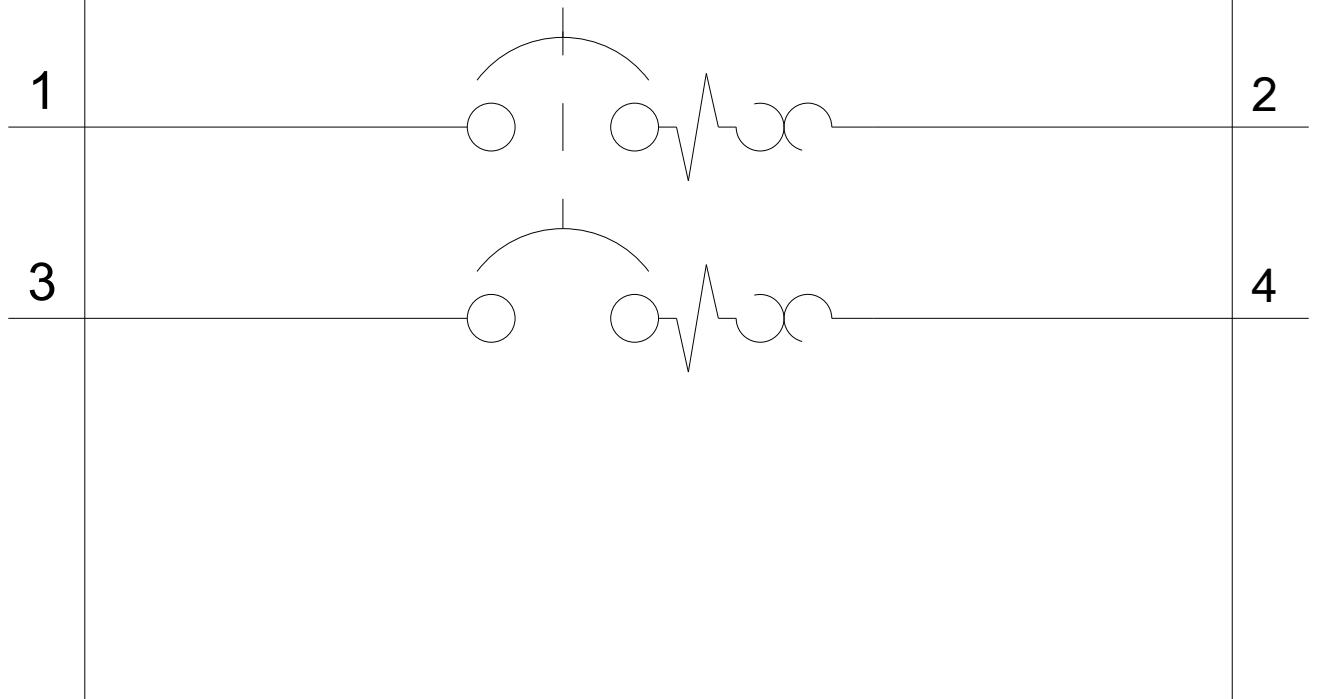


-Q



-CB

# SIEMENS



last modified:

11/25/2017