

CIRCUIT BREAKER 3VA5 UL FRAME 250 BREAKING CAPACITY CLASS C 100KA @ 480V 3-POLE, LINE PROTECTION TM210, FTFM, IN=150A OVERLOAD PROTECTION IR=150A FIXED SHORT CIRCUIT PROTECTION II=10 X IN UL489 SB (NAVAL), 50 DEG CEL. W/O CONNECTION



| Model   |                             |
|---|-----------------------------|
| Product brand name  | SENTRON                     |
| Product designation   | Molded-case circuit breaker |
| Design of the product   | System protection           |
| Design of the load switch / acc. to UL 489 / Heating, Air Conditioning, and Refrigeration circuit breaker (HACR Type) | Yes                         |
| Design of the overcurrent release   | TM210                       |
| Protective function of the overcurrent release  | LI                          |
| Number of poles   | 3                           |
| General technical data  |                             |
| Active power loss / for rated value of the current / at AC / in hot operating state / per device                      | 29.9 W                      |
| Active power loss / for rated value of the current / at AC / in hot operating state / per pole                        | 9.97 W                      |
| Mechanical service life (switching cycles) / typical  | 15 000                      |
| Electrical endurance (switching cycles) / at 480 V / at 50/60 Hz  | 8 000                       |
| Electrical endurance (switching cycles) / at 600 V / at 50/60 Hz  | 4 000                       |

|   |         |
|---|---------|
| Neutral conductors / upgradeable/retrofitable | No      |
| Ground fault monitoring version               | Without |
| Product function                              |         |
| • communication function                      | No      |
| • other measurement function                  | No      |

### Electricity

|   |       |
|---|-------|
| Marking / acc. to UL 489 / 100%-rated breaker                     | No    |
| Max. rated operational voltage of the size of the circuit-breaker | 250 A |
| Courant permanent assigné lu                                      | 150 A |
| Operating current   |       |
| • at 40 °C  | 150 A |
| • at 45 °C  | 150 A |
| • at 50 °C  | 150 A |
| • at 55 °C  | 143 A |
| • at 60 °C  | 139 A |
| • at 65 °C  | 135 A |
| • at 70 °C  | 130 A |

### Switching capacity according to IEC 60947

|   |   |
|---|---|
| Switching capacity class of the circuit breaker | C |
|---|---|

### Switching capacity according to UL 489

|                           |        |
|---------------------------|--------|
| Breaking capacity current |        |
| • at 240 V                | 200 kA |
| • at 480 V                | 100 kA |
| • at 600 V                | 35 kA  |

### Adjustable parameters

|  |         |
|--|---------|
| Adjustable response value current / lg min.                | 150 A   |
| Adjustable response value current / lg min.                | 150 A   |
| Adjustable response value current / li min.                | 1 500 A |
| Adjustable response value current / li max.                | 1 500 A |
| Ground fault protection / tripping switchable / I2t=ON/OFF | No      |

### Mechanical Design

|             |        |
|-------------|--------|
| Height [in] | 7.3 in |
| Height      | 185 mm |
| Width [in]  | 4.1 in |
| Width       | 105 mm |
| Depth [in]  | 3.3 in |
| Depth       | 83 mm  |

### Connections

|   |                    |
|---|--------------------|
| Arrangement of electrical connectors / for main current circuit | Without connection |
| Type of electrical connection / for main current circuit        | Without            |

#### Auxiliary circuit

|  |   |
|--|---|
| Number of CO contacts / for auxiliary contacts | 0 |
|--|---|

#### Accessories

|  |     |
|--|-----|
| Product extension / optional / motor drive | Yes |
|--|-----|

#### Environmental conditions

|  |  |
|--|--|
| Protection class IP / on the front   | IP40   |
| Ambient temperature  |  |
| <ul style="list-style-type: none"> <li>during operation / minimum</li> <li>during operation / maximum</li> <li>during storage / minimum</li> <li>during storage / maximum</li> </ul> | <ul style="list-style-type: none"> <li>-25 °C</li> <li>70 °C</li> <li>-40 °C</li> <li>80 °C</li> </ul> |

#### Certificates

|  |     |
|--|-----|
| Equipment marking / acc. to DIN EN 81346-2   | Q   |
| Certificate of suitability / as approval for NAVAL (no combat vessels) / Supplement SB | Yes |

| General Product Approval | EMC | Shipping Approval | other |
|--------------------------|-----|-------------------|-------|
|--------------------------|-----|-------------------|-------|



[Miscellaneous](#)

#### Further information

**Information- and Downloadcenter (Catalogs, Brochures,...)**

<http://www.siemens.com/lowvoltage/catalogs>

**Industry Mall (Online ordering system)**

<https://mall.industry.siemens.com/mall/en/en/Catalog/product?mlfb=3VA5215-7ED31-1AA0>

**Service&Support (Manuals, Certificates, Characteristics, FAQs,...)**

<https://support.industry.siemens.com/cs/ww/en/ps/3VA5215-7ED31-1AA0>

**Image database (product images, 2D dimension drawings, 3D models, device circuit diagrams, ...)**

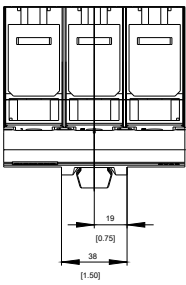
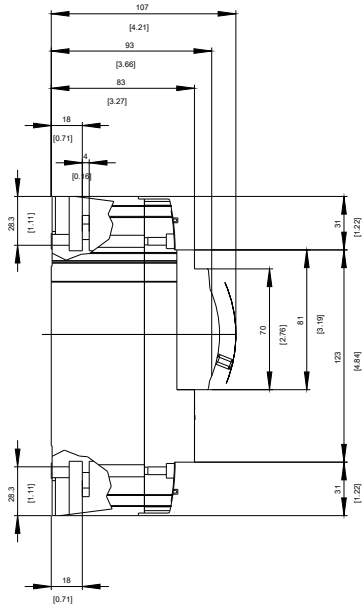
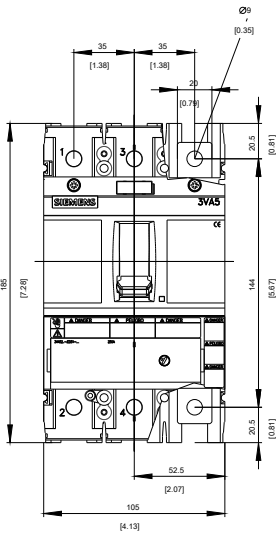
[http://www.automation.siemens.com/bilddb/cax\\_en.aspx?mlfb=3VA5215-7ED31-1AA0](http://www.automation.siemens.com/bilddb/cax_en.aspx?mlfb=3VA5215-7ED31-1AA0)

**CAX-Online-Generator**

<http://www.siemens.com/cax>

**Tender specifications**

<http://www.siemens.com/specifications>

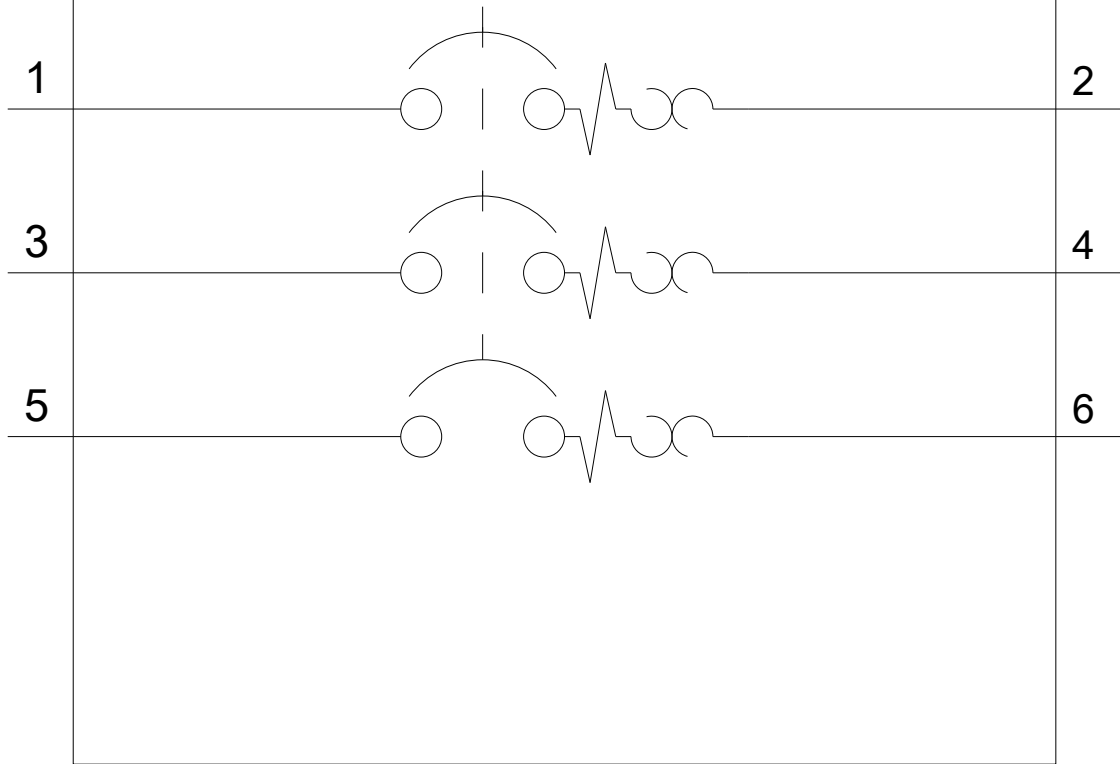


-Q



-CB

# SIEMENS



last modified:

11/27/2017