

CIRCUIT BREAKER 3VA5 UL FRAME 125 BREAKING CAPACITY CLASS S 25KA @ 277V 1-POLE, LINE PROTECTION TM210, FTFM, IN=70A OVERLOAD PROTECTION IR=70A FIXED SHORT CIRCUIT PROTECTION II=10 X IN W/O CONNECTION



Model	
Product brand name	SENTRON
Product designation	Molded-case circuit breaker
Design of the product	System protection
Design of the load switch / acc. to UL 489 / Heating, Air Conditioning, and Refrigeration circuit breaker (HACR Type)	Yes
Design of the overcurrent release	TM210
Protective function of the overcurrent release	LI
Number of poles	1

General technical data	
Tension assignée d'isolement $U_i$	500 V
Max. rated operational voltage $U_e$ with AC 50/60Hz	415 V
Max. rated operational voltage $U_e$ with DC	125 V
Active power loss / for rated value of the current / at AC / in hot operating state / per device	6.1 W
Active power loss / for rated value of the current / at AC / in hot operating state / per pole	6.1 W
Mechanical service life (switching cycles) / typical	15 000

Electrical endurance (switching cycles) / at AC-1 / at 380/415 V 50/60 Hz	8 000
Electrical endurance (switching cycles) / at 480 V / at 50/60 Hz	8 000
Electrical endurance (switching cycles) / at 600 V / at 50/60 Hz	4 000
Neutral conductors / upgradeable/retrofitable	No
Ground fault monitoring version	Without
Product function	
• communication function	No
• other measurement function	No

### Electricity

Marking / acc. to UL 489 / 100%-rated breaker	No
Max. rated operational voltage of the size of the circuit-breaker	125 A
Courant permanent assigné Iu	70 A
Operating current	
• at 40 °C	70 A
• at 45 °C	68.898 A
• at 50 °C	67.83 A
• at 55 °C	66.794 A
• at 60 °C	65.79 A
• at 65 °C	64.815 A
• at 70 °C	63.87 A

### Switching capacity according to IEC 60947

Switching capacity class of the circuit breaker	S
Maximum short-circuit current breaking capacity (Icu)	
• at 240 V	25 kA
• at 415 V	5 kA
Operational short-circuit current breaking capacity (Ics)	
• at 240 V	25 kA
• at 415 V	5 kA
Short-circuit current making capacity (Icm)	
• at 240 V	52.5 kA
• at 415 V	7.5 kA

### Switching capacity according to UL 489

Breaking capacity current	
• at 120 V	65 kA
• at 277 V	25 kA
• at 347 V	14 kA

### Adjustable parameters

Adjustable response value current / I <sub>g</sub> min.	70 A
Adjustable response value current / I <sub>g</sub> min.	70 A
Adjustable response value current / I <sub>i</sub> min.	700 A
Adjustable response value current / I <sub>i</sub> max.	700 A
Ground fault protection / tripping switchable / I <sub>2t</sub> =ON/OFF	No

### Mechanical Design

Height [in]	5.5 in
Height	140 mm
Width [in]	1 in
Width	25.4 mm
Depth [in]	3 in
Depth	76.5 mm

### Connections

Arrangement of electrical connectors / for main current circuit	Without connection
Type of electrical connection / for main current circuit	Without

### Auxiliary circuit

Number of CO contacts / for auxiliary contacts	0
--	---

### Accessories

Product extension / optional / motor drive	No
--	----

### Environmental conditions

Protection class IP / on the front	IP40
Ambient temperature	
• during operation / minimum	-25 °C
• during operation / maximum	70 °C
• during storage / minimum	-40 °C
• during storage / maximum	80 °C

### Certificates

Equipment marking / acc. to DIN EN 81346-2	Q
Certificate of suitability / as approval for NAVAL (no combat vessels) / Supplement SB	No

General Product Approval	EMC	Declaration of Conformity
--------------------------	-----	---------------------------



Shipping Approval	other
-------------------	-------



[Miscellaneous](#)

## Further information

### Information- and Downloadcenter (Catalogs, Brochures,...)

<http://www.siemens.com/lowvoltage/catalogs>

### Industry Mall (Online ordering system)

<https://mall.industry.siemens.com/mall/en/en/Catalog/product?mlfb=3VA5170-4ED11-0AA0>

### Service&Support (Manuals, Certificates, Characteristics, FAQs,...)

<https://support.industry.siemens.com/cs/ww/en/ps/3VA5170-4ED11-0AA0>

### Image database (product images, 2D dimension drawings, 3D models, device circuit diagrams, ...)

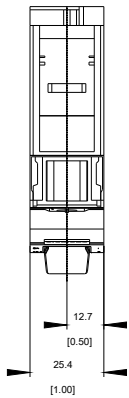
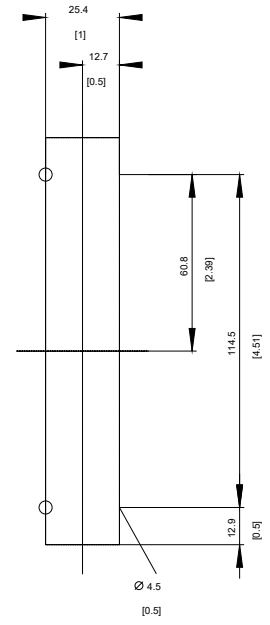
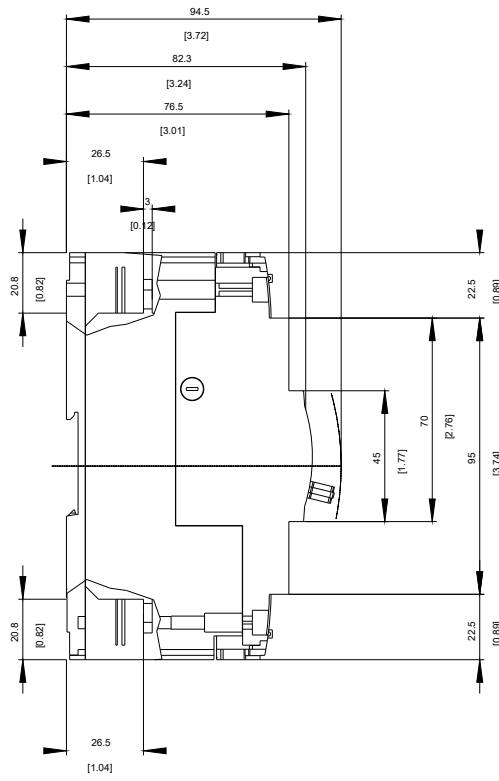
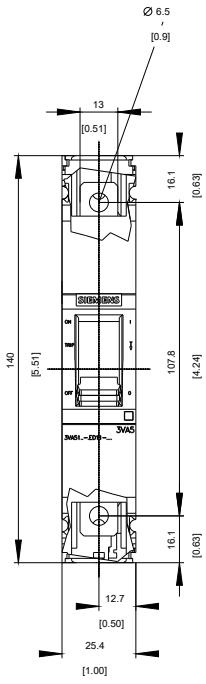
[http://www.automation.siemens.com/bilddb/cax\\_en.aspx?mlfb=3VA5170-4ED11-0AA0](http://www.automation.siemens.com/bilddb/cax_en.aspx?mlfb=3VA5170-4ED11-0AA0)

### CAX-Online-Generator

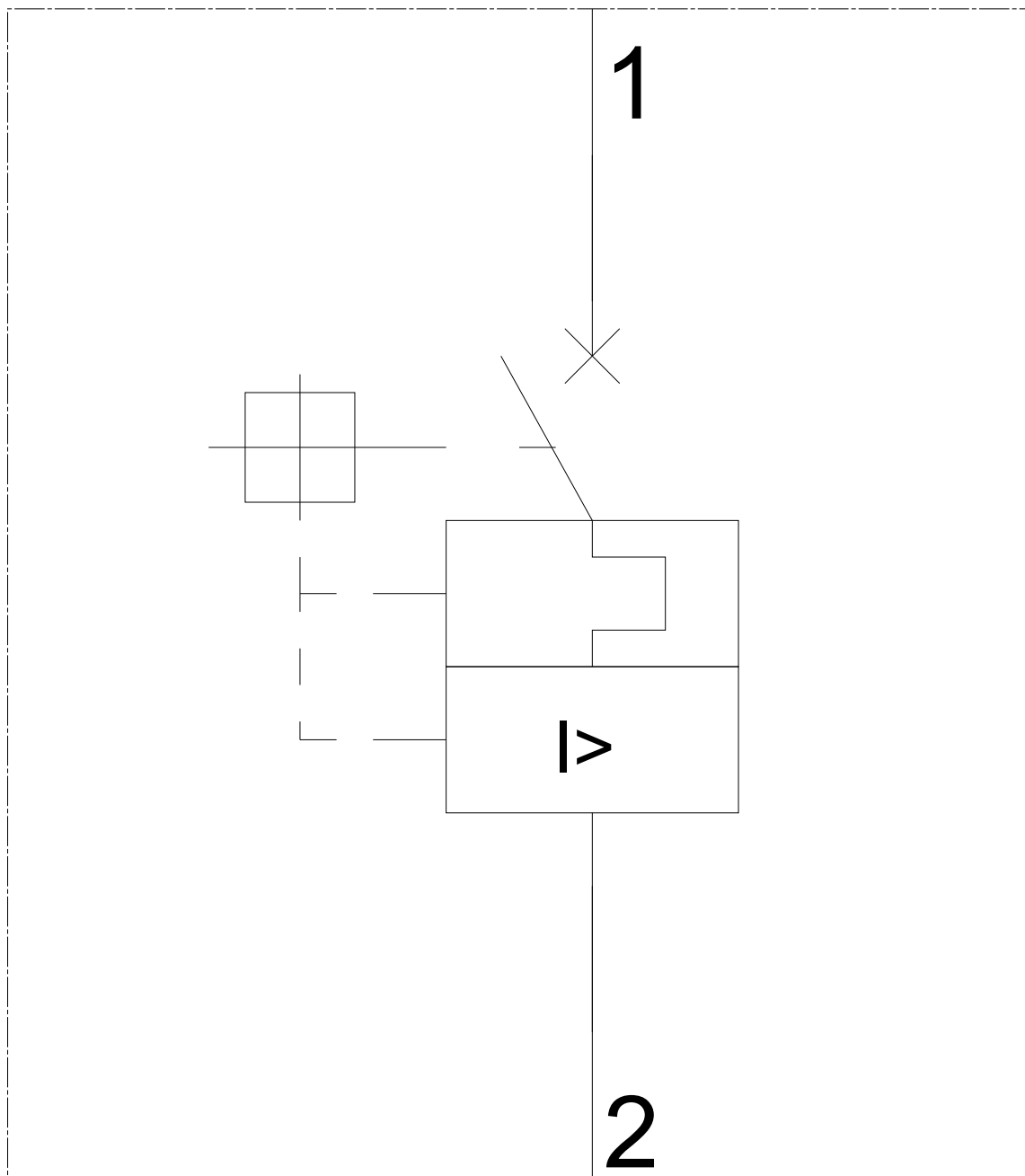
<http://www.siemens.com/cax>

### Tender specifications

<http://www.siemens.com/specifications>

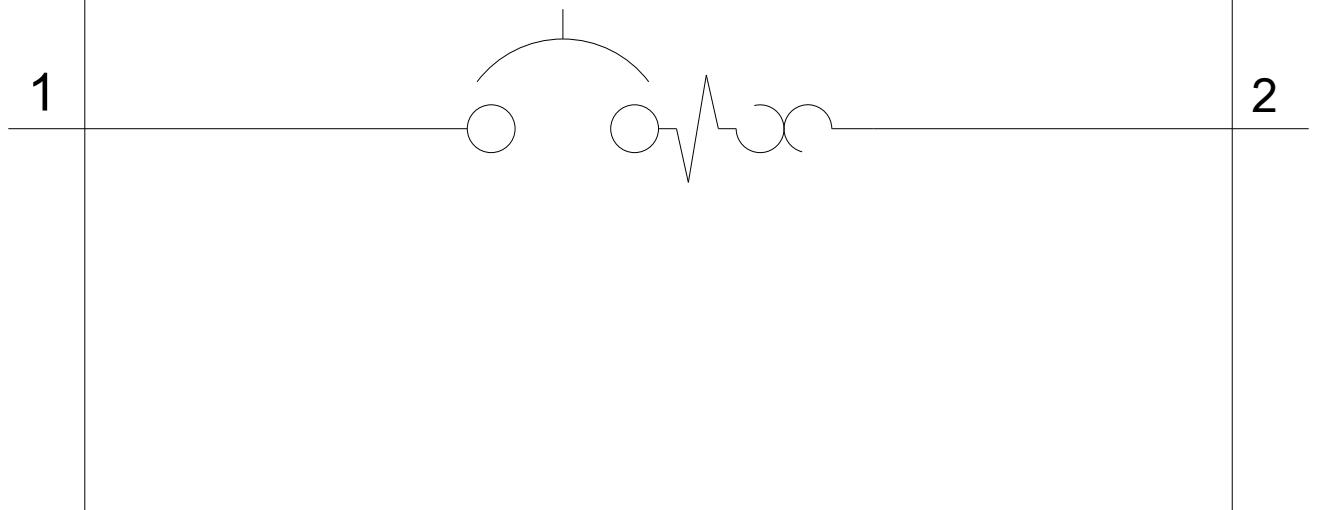


-Q



-CB

SIEMENS



last modified:

11/24/2017