
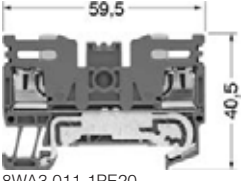
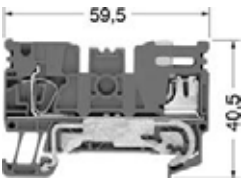

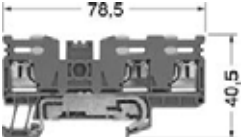
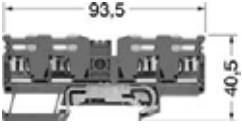





# ALPHA FIX Terminal Blocks

## ALPHA FIX IDC Terminals with Insulation Displacement Connection

### PE/ground terminals

#### Selection and ordering data

Dimensions	Version	Color	DT	Order No.	PS*	Weight per PU approx. kg
<b>PE terminals with connection to standard mounting rail</b>						
Terminal size 1.5 mm <sup>2</sup> , width 5 mm  AWG 24-16						
<b>PE terminals, with two clamping points</b>						
	IDC/IDC	Green-yellow	A	<b>8WA3 011-1PE20</b>	50 units	0.012
8WA3 011-1PE20	IDC/spring	Green-yellow	A	<b>8WA3 021-1PE20</b>	50 units	0.012
	IDC/screw	Green-yellow	X	<b>8WA3 031-1PE20</b>	50 units	0.012
8WA3 021-1PE20						
						
8WA3 031-1PE20						
<b>PE terminals, with three clamping points</b>						
	IDC/IDC	Green-yellow	A	<b>8WA3 011-1PE30</b>	50 units	0.015
<b>PE terminals, with four clamping points</b>						
	IDC/IDC	Green-yellow	A	<b>8WA3 011-1PE40</b>	50 units	0.017
<b>Accessories</b>						
<b>Cover plates</b>						
	For PE terminals with two clamping points	Gray	A	<b>8WA3 522-7WE01</b>	50 units	0.214
	For PE terminals with three clamping points	Gray	A	<b>8WA3 522-7WE31</b>	50 units	0.270
	For PE terminals with four clamping points	Gray	A	<b>8WA3 522-7WE41</b>	50 units	0.165
8WA3 522-7WE01						
	<b>Test adapter</b>	Black	A	<b>8WA3 522-7WE07</b>	100 units	0.015
	<b>Reduction sleeve</b>	White	A	<b>8WA3 522-7WE00</b>	100 units	0.015