

Terminal Blocks

8WA2 Terminals with Cage Clamps

Initiator-actuator terminals

Selection and ordering data

With insulating body of molded thermoplastic · Front connection with Cage Clamps

Dimensions ³⁾	IEC ratings uninterrupted current	UL ratings current / voltage	Design ²⁾	Color	Fig. No.	Order No.	Price
	IEC ratings insulation voltage						

Terminal size 1.5 mm² · Overall width 5 mm  AWG 22 - 16

PNP

Feeder terminal

10 A 65 V ¹⁾	10 A 65 V	(L+, L-, S) without LED (L+, L-) without LED (L+, L-, S) with green LED, 15-30 V (L+, L-, S) with green LED, 30-65 V	orange orange orange orange			8WA2 011-3KE00 8WA2 011-3KE01 8WA2 011-3KE02 8WA2 011-3KE03
----------------------------	--------------	---	--------------------------------------	--	--	--

Initiator terminal (current consumption with LED 4.8 mA)

10 A 65 V ¹⁾	10 A 65 V	(L+, L-, A) without LED (L+, L-, S, A) without LED (L+, L-, A) with yellow LED, 15-30 V (L+, L-, S, A) with yellow LED, 15-30 V (L+, L-, A) with yellow LED, 30-65 V (L+, L-, S, A) with yellow LED, 30-65 V	light gray light gray light gray light gray light gray light gray			8WA2 011-3KE10 8WA2 011-3KE11 8WA2 011-3KE12 8WA2 011-3KE13 8WA2 011-3KE14 8WA2 011-3KE15
----------------------------	--------------	---	--	--	--	--

Actuator terminal (current consumption with LED 4.8 mA)

10 A 65 V ¹⁾	10 A 65 V	(L-, S, A) without LED (L-, S, A) with yellow LED, 15-30 V (L-, S, A) with yellow LED, 30-65 V	light gray light gray light gray			8WA2 011-3KE31 8WA2 011-3KE33 8WA2 011-3KE35
----------------------------	--------------	--	--	--	--	---

NPN

Feeder terminal

10 A 65 V ¹⁾	10 A 65 V	(L+, L-, S) without LED (L+, L-) without LED, without ground	orange orange			8WA2 011-3KE00 8WA2 011-3KE01
----------------------------	--------------	---	------------------	--	--	--

Initiator terminal

10 A 65 V ¹⁾	10 A 65 V	(L+, L-, A) with yellow LED, 15-30 V	light gray			8WA2 011-3KE22
----------------------------	--------------	--------------------------------------	------------	--	--	-----------------------

Actuator terminal

10 A 65 V ¹⁾	10 A 65 V	(L+, S, A) without LED	light gray			8WA2 011-3KE30
----------------------------	--------------	------------------------	------------	--	--	-----------------------

Connecting module for all PNP and NPN terminals

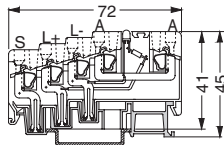
10 A 65 V ¹⁾	10 A 65 V	(L+, L-, S integrated) for 8 initiator-actuator terminals and 1 feeder terminal (L+, L-, S integrated) for 16 initiator-actuator terminals, 1 feeder terminal and space for 1 terminal for through-bridging for connected module	black black	①		8WA2 011-3KE50 8WA2 011-3KE51
----------------------------	--------------	---	----------------	---	--	--

Accessories

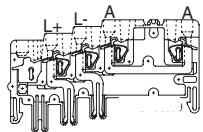
Cover for connecting module, 8-pole, separable	black	②	8WA2 847	
Socket connector , 8-pole, straight angular	grey grey	③	8WA2 865 8WA2 866	
Plug connector , 8-pole	grey	④	8WA2 862	
Coding element , self-locking	white	⑤	8WA2 863	
Operating device	white	⑥	8WA2 864	
Screwdriver	length: approx. 175 mm; 3.5 x 0.5 green	⑧	8WA2 803	
Ground identification Sleeve to be plugged into shield connection (10 strands, 9-fold) (1 pack. = 1000 units)	yellow	⑨	8WA2 827	1 pack.
Insulation stop , can be plugged into the conductor inlet, ensures reliable retention of the conductor insulation for thin initiator cables 0.08-0.2 mm ² (200 strands quintuple) 0.25-0.5 mm ² (200 strands quintuple) 0.75-1.0 mm ² (200 strands quintuple) (1 pack. = 1000 units)	white light gray dark gray	⑩	8WA2 820 8WA2 821 8WA2 822	1 pack. 1 pack. 1 pack.



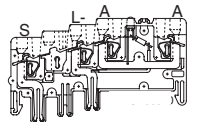
Terminal with connecting module



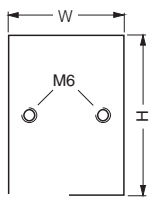
8WA2 011-3KE10
initiator terminal
without LED




8WA2 011-3KE33 actuator
terminal with LED



8WA2 011-3KE50, -3KE51



Dimension	-3KE50	-3KE51
W	47	93
H	65	65



- The terminals are suitable for 250 V, pollution degree 2.
- L+ = brown S (screen) = green
L- = blue A (output), connection not color-coded.
- 25.4 mm = 1.00 inch.

Labelling accessories
see page 15/40 - 43.