

Supplementary Protectors AC/DC Product Range

Additional components for 5SY4,
5SY5 and 5SP4 supplementary protectors

Features

- UL recognized
- Individual retrofitting possible
- Assembly via factory-fitted clips
- Short-circuit protection via supplementary protectors of characteristic B or C and $I_n = 6\text{ A}$ or 6 A gL fuses.

Design

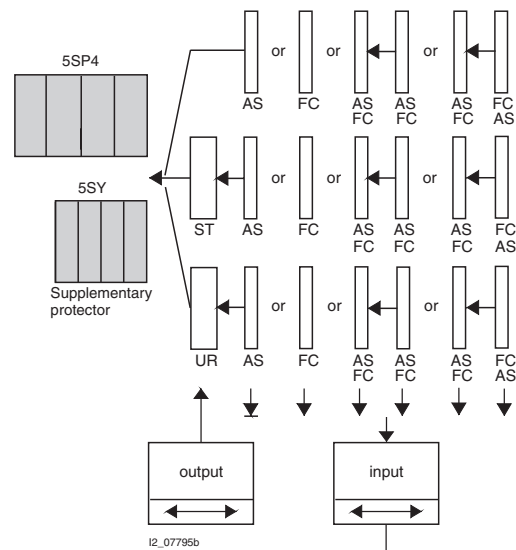
Auxiliary switches (AS) and fault signal contacts (FC)

- Max. contact load:
NO contacts:
2 A, 400 V AC, AC-14
6 A, 230 V AC, AC-14
1 A, 220 V DC, DC-13
1 A, 110 V DC, DC-13
3 A, 60 V DC, DC-13
6 A, 24 V DC, DC-13
NC contacts:
2 A, 400 V AC, AC-13
6 A, 230 V AC, AC-13
1 A, 220 V DC, DC-13
1 A, 110 V DC, DC-13
3 A, 60 V DC, DC-13
6 A, 24 V DC, DC-13
- Connectable to *instabus EIB* and AS-Interface bus via binary inputs.


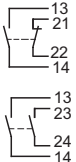




Application

Indication of the supplementary protectors' switching state:

- AS: ON/OFF
- FC: tripped.



Selection and ordering data

	MW	Order No.	Price 1 item	Price group	Weight 1 item kg	Pack. unit Items
Auxiliary switches (AS) for 5SY4, 5SY5, 5SP4 supplementary protectors						
	1 NO + 1 NC 0.5	5ST3 010			0.050	1
	2 NO	5ST3 011				
	2 NC	5ST3 012				
Fault signal contacts (FC) for 5SY4, 5SY5, 5SP4 supplementary protectors						
	1 NO + 1 NC 0.5	5ST3 020			0.050	1
	2 NO	5ST3 021				
	2 NC	5ST3 022				