






Pushbutton Units and Indicator Lights

Class 51, Hazardous Location NEMA Type 7 & 9 Devices

Control stations

Selection and ordering data

| | Actuator Identification | Degree of protection | Contacts/voltage | Number of command points | Order No. | Weight approx. | | Pack Unit |
|---|---|----------------------|-------------------------------------|--------------------------|----------------|----------------|------|-----------|
| | | | | | | lbs. | Unit | |
|  | A = Momentary flush pushbutton black, label "START" | NEMA 1 | 1NO - 1NC | 1 | 51C101H | | | 1 |
| | A = Momentary raised pushbutton red, label "STOP" | NEMA 1 | 1NO - 1NC | 1 | 51C103H | | | 1 |
|  | A = Momentary 1 5/8" mushroom head red label "STOP" | NEMA 1 | 1NO - 1NC | 1 | 51C104H | | | 1 |
| | A = Momentary dual pushbutton red label "START, STOP" | NEMA 1 | 1NO - 1NC | 1 | 51C105H | | | 1 |
| | A = 2 position selector switch label "Off-On" | NEMA 1 | 1NO - 1NC | 1 | 51C159H | | | 1 |
| | A = 3 position selector switch label "HAND-OFF-AUTO" | NEMA 1 | 1NO - 1NC | 1 | 51C156H | | | 1 |
| | A = Indicator light, green | NEMA 1 | | 1 | 51C131H | | | 1 |
| | A = Indicator light, red | NEMA 1 | | 1 | 51C135H | | | 1 |
| | | | | | | | | |
|  | B = Momentary pushbutton black, label "START" | NEMA 1 | 1NO - 1NC 1NO - 1NC | 2 | 51C201H | | | 1 |
| | A = Momentary raised pushbutton red, label "STOP" | | | | | | | |
| | B = Momentary pushbutton black, label "START" | NEMA 1 | 1NO - 1NC 1NO - 1NC | 2 | 51C204H | | | 1 |
| | A = Momentary pushbutton red, label "STOP" | | | | | | | |
| | B = Momentary pushbutton black, label "START" | NEMA 1 | 1NO - 1NC 1NO - 1NC | 2 | 51C202H | | | 1 |
| | A = Momentary 1 5/8" mushroom head pushbutton red, label "STOP" | | | | | | | |
| | B = Indicator light, red | NEMA 1 | 1NO - 1NC 1NO - 1NC | 2 | 51C230H | | | 1 |
| | A = Indicator light, green | | | | | | | |
| | B = Indicator light, less lens | NEMA 1 | 1NO - 1NC 1NO - 1NC | 2 | 51C230H | | | 1 |
| | A = Indicator light, less lens | | | | | | | |
|  | C = Momentary flush pushbutton black, label "FORWARD" | NEMA 1 | 1NO - 1NC 1NO - 1NC 1NO - 1NC | 3 | 51C301H | | | 1 |
| | B = Momentary flush pushbutton black, label "REVERSE" | | | | | | | |
| | A = Momentary raised pushbutton red, label "STOP" | | | | | | | |
| | C = Momentary flush pushbutton black, label "OPEN" | NEMA 1 | 1NO - 1NC 1NO - 1NC 1NO - 1NC | 3 | 51C303H | | | 1 |
| | B = Momentary flush pushbutton black, label "STOP" | | | | | | | |
| | A = Momentary raised pushbutton red, label "CLOSE" | | | | | | | |
| | C = Indicator light, green | NEMA 1 | | 3 | 51C307H | | | 1 |
| | B = Momentary flush pushbutton black, label "START" | | 1NO - 1NC 1NO - 1NC | | | | | |
| | A = Momentary raised pushbutton red, label "STOP" | | | | | | | |
| | | | | | | | | |
| Enclosures only¹⁾ | | | | | | | | |
|  | For field assembly of Type 7 & 9 UL listed and cUL listed control stations. Devices may be installed for either horizontal or vertical mounting using a standard legend. Limited to depth of 1 contact block. | | | 1 | 51EA1H | | | 1 |
| | | | | 2 | 51EA2H | | | 1 |
| | | | | 3 | 51EA3H | | | 1 |

1) For legend plates see page 10/132.