

REVISION	DATE	BY	DATE	BY
		DRAWN	17/08/11	DC
		CHEK'D		
		VERIF'D		

CUSTOMER	
ORDER NO.	DWG. NO.
	1D1Y015FTP1
	SH 1 OF 3

Siemens Industry, Inc.

SIEMENS

CATALOG NO. 1D1Y015FTP1
 SERIAL NO. SERIES H
 15 kVA 60 Hz 1 PHASE
 5.9 % IMP AT 135 °C

115 °C RISE 30 °C AVG. AMBIENT
 220 °C TEMP CLASS 40 °C MAX. AMBIENT

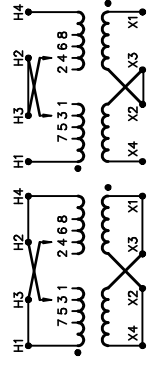
PRIMARY (H1 H3 H2 H4) 240X480 V - kV BIL
 SECONDARY(X4 X2 X3 X1) 120/240 V - kV BIL

WINDING MATERIAL AL
 ENCLOSURE TYPE 3R WEIGHT 200 LBS
 ENERGY EFFICIENCY EXCEEDS CSA D0E 10 CFR PART 431:2016
 C802.2-2012

SPACINGS BETWEEN ANY VENTILATED ENCLOSURE PANEL AND ANY ADJACENT WALL SHALL BE A MINIMUM OF 3 INCHES

SUITABLE FOR INDOOR OR OUTDOOR LOCATIONS BEFORE HANDLING, INSTALLING AND OPERATING, SEE INSTRUCTION MANUAL

NEMA Class **ANN** Dry Type Transformer
 Siemens Industry, Inc. Norcross, GA dsu0086e



VOLTS	CONNECT
504	1-2
492	2-3
480	3-4
468	4-5
456	5-6
444	6-7
432	7-8
	SEE TAP CHART



TYPE F

UL LISTED
 DRY TYPE TRANSFORMER
 7705 E112313 LR 3902

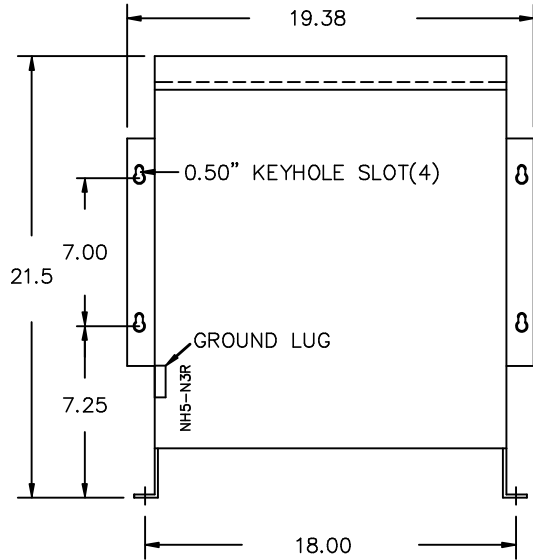
SEISMIC QUALIFICATIONS, FLOOR MOUNT ONLY
 OSP-0136-10 IBC, 2012/ASCE 7-10
 SDS<=2.0g Z/h=1 Ip=1.5

PRIMARY VOLTS	CONNECTION LINES TO	INTER-CONNECT
504	H1,H4	1-H2,2-H3,H2-H3
492	H1,H4	3-H2,2-H3,H2-H3
480	H1,H4	3-H2,4-H3,H2-H3
468	H1,H4	5-H2,4-H3,H2-H3
456	H1,H4	5-H2,6-H3,H2-H3
444	H1,H4	7-H2,6-H3,H2-H3
432	H1,H4	7-H2,8-H3,H2-H3
252	H1,H4	1-H2,2-H3,H1-H3,H2-H4
240	H1,H4	3-H2,4-H3,H1-H3,H2-H4
228	H1,H4	5-H2,6-H3,H1-H3,H2-H4
216	H1,H4	7-H2,8-H3,H1-H3,H2-H4
SECONDARY VOLTS	CONNECTION LINES TO	INTER-CONNECT
240	X1,X4	X2-X3
120	X1,X4	X1-X3,X2-X4
120/240	X1,X2,X4	X2-X3

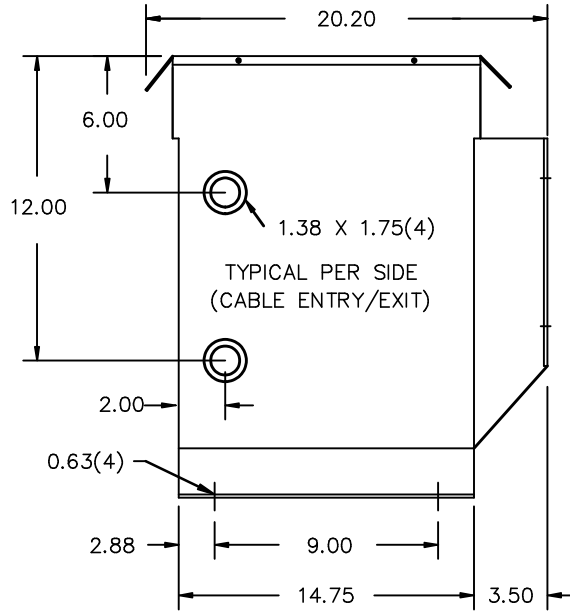
Siemens Industry, Inc.

REVISION	DATE	BY	DATE	BY	CUSTOMER
		DRAWN	17/08/11	DC	
		CHEK'D			ORDER NO.
		VERIF'D			DWG. NO. 1D1Y015FTP1
					SH 2 OF 3

FRONT VIEW



SIDE VIEW



All Dimensions in inches

ENCLOSURE COLOR : ANSI-61 GREY PAINT OUTDOOR.

HV TERMINAL DETAIL

LV TERMINAL DETAIL

MECHANICAL TYPE LUGS INCLUDED
SUITABLE FOR #14-2 CU/AL
CONDUCTORS
1 CONDUCTOR PER PHASE

MECHANICAL TYPE LUGS INCLUDED
SUITABLE FOR #14-2 CU/AL
CONDUCTORS
1 CONDUCTOR PER PHASE

CUSTOMER NOTES:

- HV TERMINATED AT TOP FRONT
- LV TERMINATED AT BOTTOM FRONT
- HV2 TERMINATED AT BOTTOM FRONT

Siemens Industry, Inc.

REVISION	DATE	BY	DATE	BY
			17/08/11	DC

CUSTOMER		
ORDER NO.	DWG. NO.	
	1D1Y015FTP1	SH 3 OF 3