

REVISION	DATE	BY	DATE	BY
			15/11/09	JW
			CHEK'D	
1 ADDED ENCL BOTTOM DRAWING	17/04/03	JW	VERIF'D	

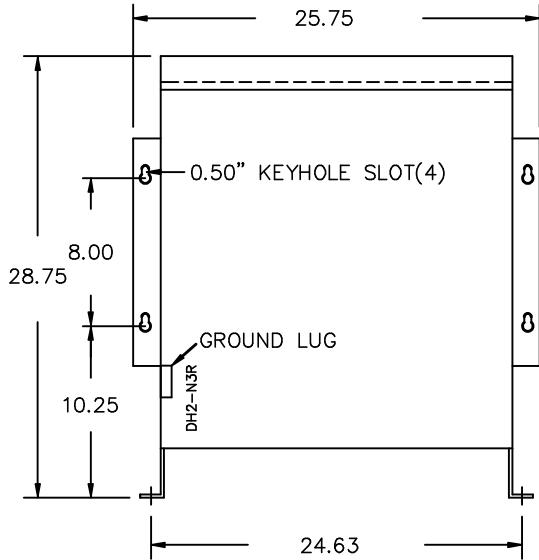
Siemens Industry, Inc.		
CUSTOMER		
ORDER NO.	DWG. NO.	1
	3B5Y030FD16	SH 1 OF 3

SIEMENS

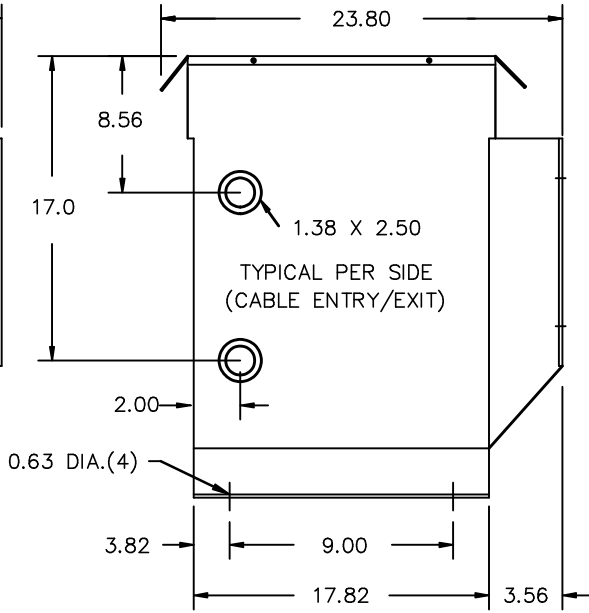
CATALOG NO. 3B5Y030FD16 SERIAL NO. 30 kVA 60 Hz 3 PHASE 2.4 % IMP AT 135 °C		SERIES H 3 PHASE	
115 °C RISE	30 °C AVG. AMBIENT		
220 °C TEMP CLASS	40 °C MAX. AMBIENT		
PRIMARY (X1 X2 X3)	208V V 10 kV BIL		
SECONDARY(H0 H1 H2 H3)	480Y/277V V 10 kV BIL		
WINDING MATERIAL AL			
ENCLOSURE TYPE 3R		WEIGHT 370 LBS	
ENERGY EFFICIENCY EXCEEDS CSA C802.2-2012 DOE 10 CFR PART 431:2016			
SPACINGS BETWEEN ANY VENTILATED ENCLOSURE PANEL AND ANY ADJACENT WALL SHALL BE A MINIMUM OF 3 INCHES			
TRANSFORMER SUITABLE FOR STEP UP OPERATION ONLY			
SUITABLE FOR INDOOR OR OUTDOOR LOCATIONS BEFORE HANDLING, INSTALLING AND OPERATING, SEE INSTRUCTION MANUAL NEMA Class ANN Dry Type Transformer Siemens Industry, Inc. Norcross, GA <small>dsu0086e1</small>			
		VOLTS CONNECT 218 213 208 203 198 192 187	
		TYPE K DRY TYPE TRANSFORMER 	
LISTED SEISMIC QUALIFICATIONS, FLOOR MOUNT ONLY OSP-0136-10 IBC 2012/ASCE 7-10 SDS<=2.0g Z/h=1 Ip=1.5			



FRONT VIEW



SIDE VIEW



All Dimensions in inches

ENCLOSURE COLOR : ANSI 61 GREY – OUTDOOR

H.V.1. TERMINAL DETAIL

L.V.1. TERMINAL DETAIL

MECHANICAL TYPE LUGS INCLUDED
SUITABLE FOR #14-2 CU/AL
CONDUCTORS
1 CONDUCTOR PER PHASE

MECHANICAL TYPE LUGS INCLUDED
SUITABLE FOR 250MCM-6 CU/AL
CONDUCTORS
1 CONDUCTOR PER PHASE

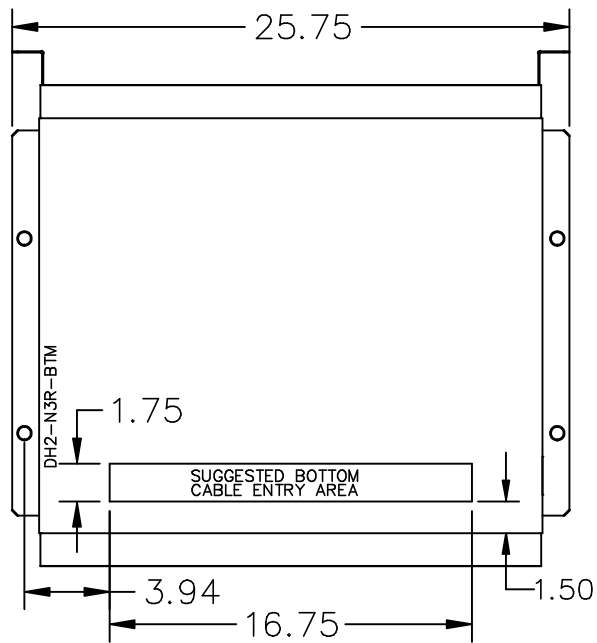
CUSTOMER NOTES:

- HV1 TERMINATED AT BOTTOM FRONT
- LV1 TERMINATED AT TOP FRONT

Siemens Industry, Inc.

REVISION	DATE	BY	DATE	BY	CUSTOMER		
			15/11/09	JW			
			CHEK'D				
1	ADDED ENCL BOTTOM DRAWING	17/04/03	JW	VERIF'D			
					ORDER NO.	DWG. NO.	1
					3B5Y030FD16		SH 2 OF 3

ENCLOSURE BOTTOM VIEW



NOTE:
 WHEN BOTTOM CABLE ENTRY IS OPTED, THE SPACE USED FOR CONDUITS IN THE FRONT OF THE TRANSFORMER SHOULD NOT OBSTRUCT MORE THAN 50% OF THE FRONT AIR INTAKE AREA DEFINED BETWEEN THE BOTTOM PLATE AND THE SUPPORTING LEGS.
 SEE MANUAL FOR ADDITIONAL INFORMATION

Siemens Industry, Inc.

REVISION	DATE	BY	DATE	BY	CUSTOMER
			DRAWN 15/11/09	JW	
			CHEK'D		
1	ADDED ENCL BOTTOM DRAWING 17/04/03	JW	VERIF'D		ORDER NO. DWG. NO. 3B5Y030FD16 1 SH 3 OF 3