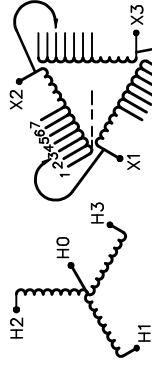


REVISION	DATE	BY	DATE	BY
			15/11/27	RM
1 ADDED ENCL BOTTOM DRAWING	17/04/03	JW		

CUSTOMER		
ORDER NO.	DWG. NO.	1
	3B5Y030CD16	SH 1 OF 3

# SIEMENS

CATALOG NO. 3B5Y030CD16 SERIAL NO. 30 kVA 60 Hz 3 PHASE 3.7 % IMP AT 170 °C		SERIES H 3 PHASE	
150 °C RISE	30 °C AVG. AMBIENT		
220 °C TEMP CLASS	40 °C MAX. AMBIENT		
PRIMARY ( X1 X2 X3 )	208 V 10 kV BIL		
SECONDARY( H0 H1 H2 H3 )	480Y/277 V 10 kV BIL		
WINDING MATERIAL CU			
ENCLOSURE TYPE 3R		WEIGHT 340 LBS	
ENERGY EFFICIENCY EXCEEDS CSA C802.2-2012 DOE 10 CFR PART 431:2016			
SPACINGS BETWEEN ANY VENTILATED ENCLOSURE PANEL AND ANY ADJACENT WALL SHALL BE A MINIMUM OF 3 INCHES TRANSFORMER SUITABLE FOR STEP UP OPERATION ONLY			
SUITABLE FOR INDOOR OR OUTDOOR LOCATIONS BEFORE HANDLING, INSTALLING AND OPERATING, SEE INSTRUCTION MANUAL			
NEMA Class ANN Dry Type Transformer		Siemens Industry, Inc. Norcross, GA <small>dsu0086e1</small>	



VOLTS	CONNECT
218	1
213	2
208	3
203	4
198	5
192	6
187	7



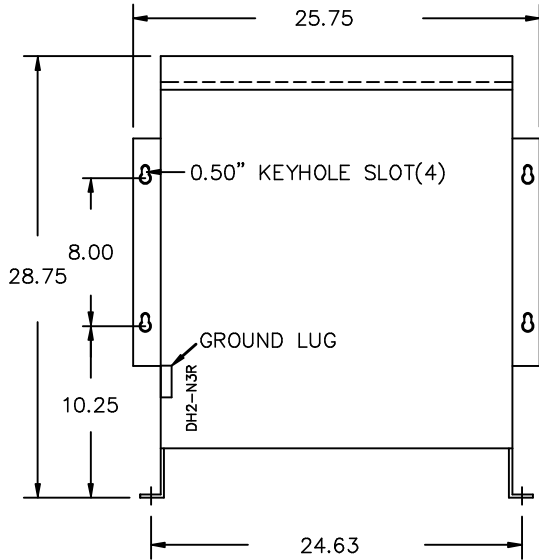
SEISMIC QUALIFICATIONS, FLOOR MOUNT ONLY  
 OSP-0136-10 IBC 2012/ASCE 7-10  
 SDS<=2.0g Z/h=1 Ip=1.5

TYPE K

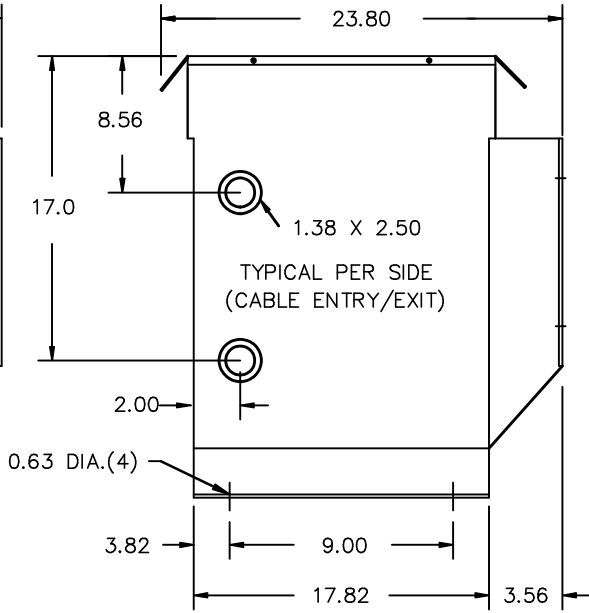
UL LISTED  
 DRY TYPE  
 TRANSFORMER  
 7700  
 E112313



FRONT VIEW



SIDE VIEW



All Dimensions in inches

ENCLOSURE COLOR : ANSI 61 GREY – OUTDOOR

H.V.1. TERMINAL DETAIL

L.V.1. TERMINAL DETAIL

MECHANICAL TYPE LUGS INCLUDED  
SUITABLE FOR #14-2 CU/AL  
CONDUCTORS  
1 CONDUCTOR PER PHASE

MECHANICAL TYPE LUGS INCLUDED  
SUITABLE FOR #2/0-14 CU/AL  
CONDUCTORS  
1 CONDUCTOR PER PHASE

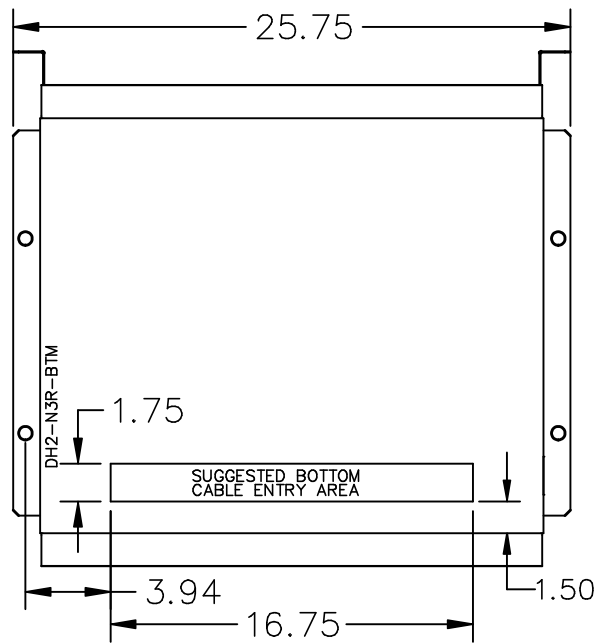
CUSTOMER NOTES:

- HV1 TERMINATED AT BOTTOM FRONT
- LV1 TERMINATED AT TOP FRONT

Siemens Industry, Inc.

REVISION	DATE	BY	DATE	BY	CUSTOMER		
			15/11/27	RM			
			CHEK'D				
1	ADDED ENCL BOTTOM DRAWING	17/04/03	JW	VERIF'D			
					ORDER NO.	DWG. NO.	1
					3B5Y030CD16		SH 2 OF 3

ENCLOSURE BOTTOM VIEW



NOTE:  
 WHEN BOTTOM CABLE ENTRY IS OPTED, THE SPACE USED FOR CONDUITS IN THE FRONT OF THE TRANSFORMER SHOULD NOT OBSTRUCT MORE THAN 50% OF THE FRONT AIR INTAKE AREA DEFINED BETWEEN THE BOTTOM PLATE AND THE SUPPORTING LEGS.  
 SEE MANUAL FOR ADDITIONAL INFORMATION

Siemens Industry, Inc.

REVISION	DATE	BY	DATE	BY	CUSTOMER
			DRAWN 15/11/27	RM	
			CHEK'D		
1 ADDED ENCL BOTTOM DRAWING	17/04/03	JW	VERIF'D		ORDER NO. DWG. NO. 3B5Y030CD16 1 SH 3 OF 3