

circuit breaker 3VA5 UL frame 250 breaking capacity class H 65kA @ 480V 2-pole, line protection TM210, FTFM, $I_n=110A$ overload protection $I_r=110A$ fixed short-circuit protection $I_i=10 \times I_n$ without connection



| Model | |
|---|-----------------------------|
| Product brand name | SENTRON |
| Product designation | Molded-case circuit breaker |
| Product designation / according to UL-File | HFAS |
| Product version | System protection |
| Design of the load switch / acc. to UL 489 / Heating, Air Conditioning, and Refrigeration circuit breaker (HACR Type) | Yes |
| Design of the overcurrent release | TM210 |
| Protective function of the overcurrent release | LI |
| Number of poles | 2 |
| General technical data | |
| Rated insulation voltage U_i | 800 V |
| Max. rated operational voltage U_e with AC 50/60Hz | 690 V |
| Max. rated operational voltage U_e with DC | 500 V |
| Power loss [W] / maximum | 15.1 W |
| Active power loss / for rated value of the current / at AC / in hot operating state / per pole | 7.53 W |
| Latching - endurance | 15 000 |

| | |
|---|---------|
| Electrical endurance (switching cycles) / at AC-1 / at 380/415 V 50/60 Hz | 8 000 |
| Electrical endurance (switching cycles) / at 480 V / at 50/60 Hz | 8 000 |
| Electrical endurance (switching cycles) / at 600 V / at 50/60 Hz | 4 000 |
| Neutral conductors / upgradeable/retrofitable | No |
| Ground fault monitoring version | Without |
| Product function | |
| • communication function | No |
| • other measurement function | No |

Electricity

| | |
|---|-------|
| Marking / acc. to UL 489 / 100%-rated breaker | No |
| Max. rated operational voltage of the size of the circuit-breaker | 250 A |
| Rated continuous current I _u | 110 A |
| Operating current | |
| • at 40 °C | 110 A |
| • at 45 °C | 107 A |
| • at 50 °C | 104 A |
| • at 55 °C | 100 A |
| • at 60 °C | 97 A |
| • at 65 °C | 94 A |
| • at 70 °C | 91 A |

Switching capacity according to IEC 60947

| | |
|--|---|
| Switching capacity class of the circuit breaker | H |
| Maximum short-circuit current breaking capacity (I _{cu}) | |
| • at 240 V | 100 kA |
| • at 415 V | 70 kA |
| • at 690 V | 10 kA |
| Operational short-circuit current breaking capacity (I _{cs}) | |
| • at 240 V | 100 kA |
| • at 415 V | 70 kA |
| • at 690 V | 10 kA |
| Short-circuit current making capacity (I _{cm}) | |
| • at 240 V | 220 kA |
| • at 415 V | 154 kA |
| • at 690 V | 17 kA |
| Design of short-circuit protection | For breaking capacity values in DC networks, see the 3VA Molded Case Circuit Breaker Manual; link available under Service & Support in the last chapter |

| Switching capacity according to UL 489 | |
|--|------------------------------------|
| Breaking capacity current | |
| <ul style="list-style-type: none"> • at 240 V • at 480 V • at 600 V | 100 kA 65 kA 25 kA |
| Adjustable parameters | |
| Ground fault protection / tripping switchable / I2t=ON/OFF | No |
| Mechanical Design | |
| Height [in] | 7.3 in |
| Height | 185 mm |
| Width [in] | 4.1 in |
| Width | 105 mm |
| Depth [in] | 3.3 in |
| Depth | 83 mm |
| Connections | |
| Arrangement of electrical connectors / for main current circuit | Without connection |
| Type of electrical connection / for main current circuit | Without |
| Auxiliary circuit | |
| Number of CO contacts / for auxiliary contacts | 0 |
| Accessories | |
| Product extension / optional / motor drive | Yes |
| Environmental conditions | |
| Protection class IP / on the front | IP40 |
| Ambient temperature | |
| <ul style="list-style-type: none"> • during operation / minimum • during operation / maximum • during storage / minimum • during storage / maximum | -25 °C 70 °C -40 °C 80 °C |
| Certificates | |
| Reference code / acc. to DIN EN 81346-2 | Q |
| Certificate of suitability / as approval for NAVAL (no combat vessels) / Supplement SB | No |

General Product Approval



CCC



CSA



UL



UL



VDE



EMC

Declaration of
Conformity

Shipping Ap-
proval

other



RCM



EG-Konf.



ABS

[Miscellaneous](#)

Further information

Information- and Downloadcenter (Catalogs, Brochures,...)

<http://www.siemens.com/lowvoltage/catalogs>

Industry Mall (Online ordering system)

<https://mall.industry.siemens.com/mall/en/en/Catalog/product?mlfb=3VA5211-6ED61-0AA0>

Service&Support (Manuals, Certificates, Characteristics, FAQs,...)

<https://support.industry.siemens.com/cs/ww/en/ps/3VA5211-6ED61-0AA0>

Image database (product images, 2D dimension drawings, 3D models, device circuit diagrams, ...)

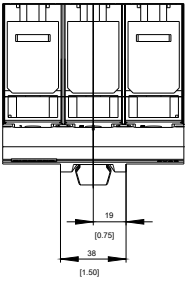
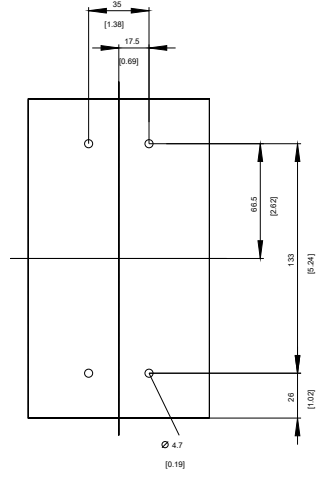
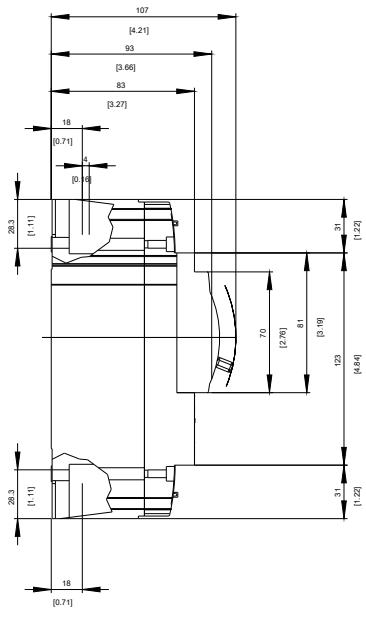
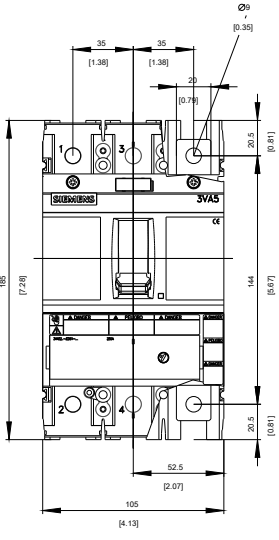
http://www.automation.siemens.com/bilddb/cax_en.aspx?mlfb=3VA5211-6ED61-0AA0

CAX-Online-Generator

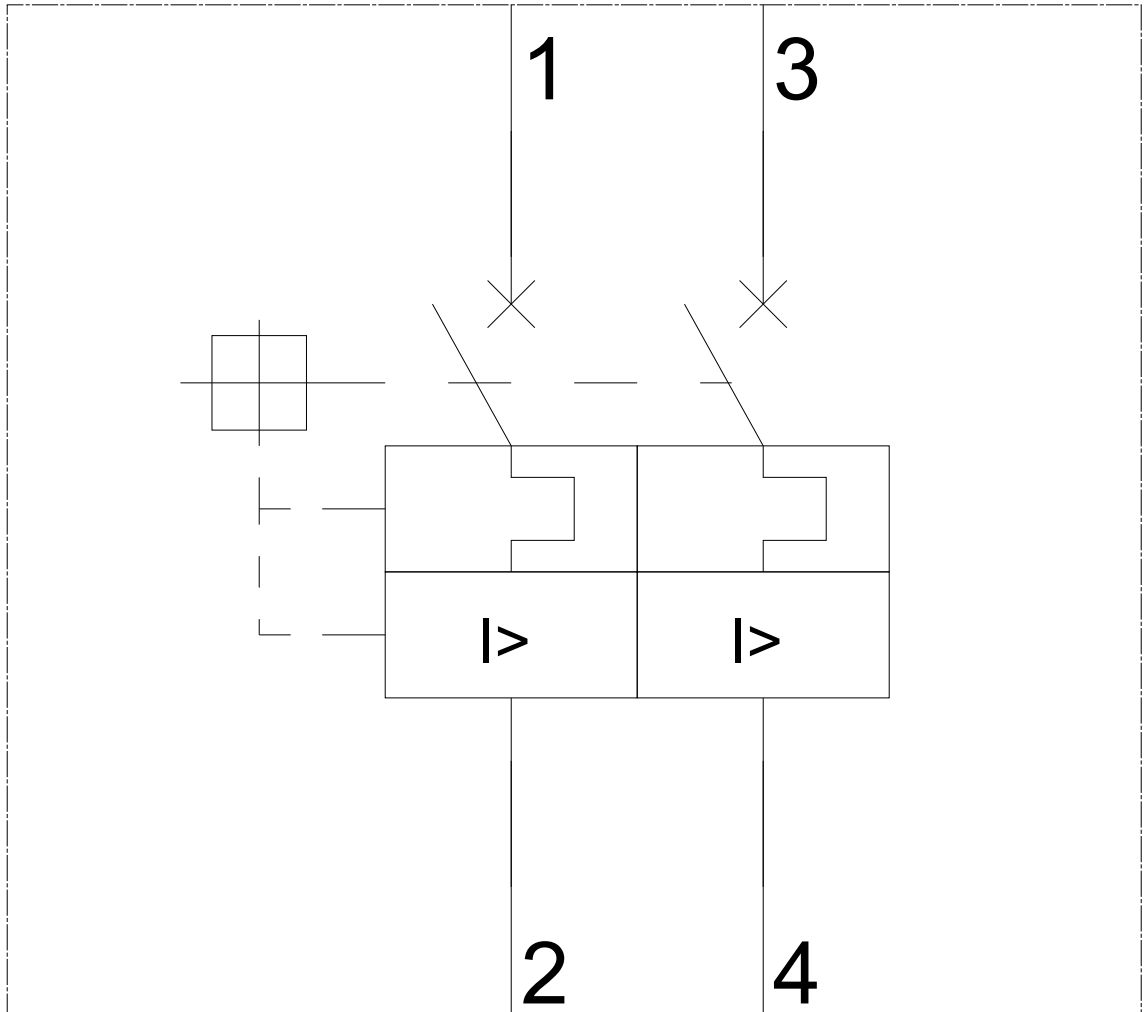
<http://www.siemens.com/cax>

Tender specifications

<http://www.siemens.com/specifications>

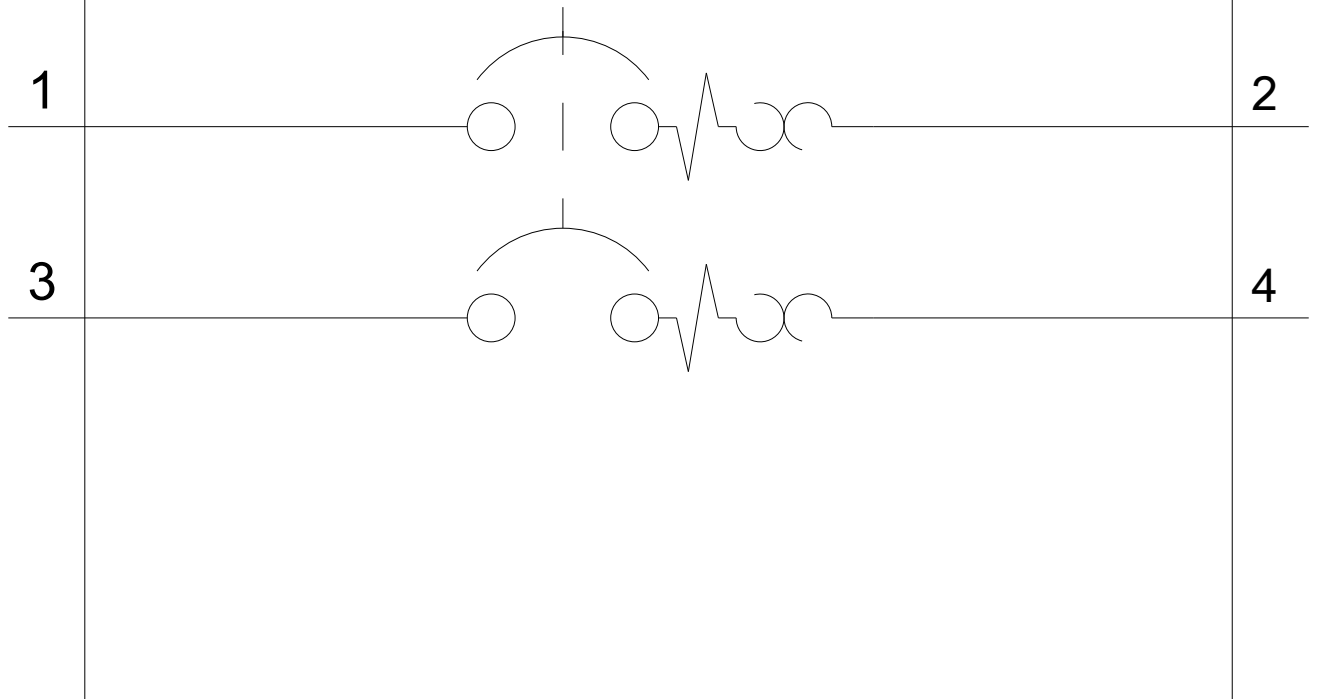


-Q



-CB

SIEMENS



last modified:

03/12/2019