

circuit breaker 3VA5 UL frame 125 breaking capacity class M 35kA @ 277V 1-pole, line protection TM210, FTFM, I_n=110A overload protection I_r=110A fixed short-circuit protection I_i=10 x I_n without connection



Model	
Product brand name	SENTRON
Product designation	Molded-case circuit breaker
Product designation / according to UL-File	MEAS
Product version	System protection
Design of the load switch / acc. to UL 489 / Heating, Air Conditioning, and Refrigeration circuit breaker (HACR Type)	Yes
Design of the overcurrent release	TM210
Protective function of the overcurrent release	LI
Number of poles	1

General technical data	
Rated insulation voltage U _i	500 V
Max. rated operational voltage U _e with AC 50/60Hz	415 V
Max. rated operational voltage U _e with DC	125 V
Power loss [W] / maximum	8.5 W
Active power loss / for rated value of the current / at AC / in hot operating state / per pole	8.5 W
Latching - endurance	15 000

Electrical endurance (switching cycles) / at AC-1 / at 380/415 V 50/60 Hz	8 000
Electrical endurance (switching cycles) / at AC-1 / at 690 V 50/60 Hz	4 000
Electrical endurance (switching cycles) / at 480 V / at 50/60 Hz	8 000
Electrical endurance (switching cycles) / at 600 V / at 50/60 Hz	4 000
Neutral conductors / upgradeable/retrofitable	No
Ground fault monitoring version	Without
Product function	
• communication function	No
• other measurement function	No

Electricity

Marking / acc. to UL 489 / 100%-rated breaker	No
Max. rated operational voltage of the size of the circuit-breaker	125 A
Rated continuous current I _u	110 A
Operating current	
• at 40 °C	110 A
• at 45 °C	107.8 A
• at 50 °C	105.8 A
• at 55 °C	103.8 A
• at 60 °C	101.9 A
• at 65 °C	100 A
• at 70 °C	98.2 A

Switching capacity according to IEC 60947

Switching capacity class of the circuit breaker	M
Maximum short-circuit current breaking capacity (I _{cu})	
• at 240 V	36 kA
• at 415 V	5 kA
Operational short-circuit current breaking capacity (I _{cs})	
• at 240 V	36 kA
• at 415 V	5 kA
Short-circuit current making capacity (I _{cm})	
• at 240 V	75.6 kA
• at 415 V	7.5 kA
Design of short-circuit protection	For breaking capacity values in DC networks, see the 3VA Molded Case Circuit Breaker Manual; link available under Service & Support in the last chapter

Switching capacity according to UL 489

Breaking capacity current	
<ul style="list-style-type: none"> • at 120 V • at 277 V • at 347 V 	<p>85 kA</p> <p>35 kA</p> <p>18 kA</p>
Adjustable parameters	
Ground fault protection / tripping switchable / I2t=ON/OFF	No
Mechanical Design	
Height [in]	5.5 in
Height	140 mm
Width [in]	1 in
Width	25.4 mm
Depth [in]	3 in
Depth	76.5 mm
Connections	
Arrangement of electrical connectors / for main current circuit	Without connection
Type of electrical connection / for main current circuit	Without
Auxiliary circuit	
Number of CO contacts / for auxiliary contacts	0
Accessories	
Product extension / optional / motor drive	No
Environmental conditions	
Protection class IP / on the front	IP40
Ambient temperature	
<ul style="list-style-type: none"> • during operation / minimum • during operation / maximum • during storage / minimum • during storage / maximum 	<p>-25 °C</p> <p>70 °C</p> <p>-40 °C</p> <p>80 °C</p>
Certificates	
Reference code / acc. to DIN EN 81346-2	Q
Certificate of suitability / as approval for NAVAL (no combat vessels) / Supplement SB	No

General Product Approval	EMC	Declaration of Conformity
--------------------------	-----	---------------------------



Test Certificates	Shipping Approval	other
-------------------	-------------------	-------

[Miscellaneous](#)



[Miscellaneous](#)

Further information

Information- and Downloadcenter (Catalogs, Brochures,...)

<http://www.siemens.com/lowvoltage/catalogs>

Industry Mall (Online ordering system)

<https://mall.industry.siemens.com/mall/en/en/Catalog/product?mlfb=3VA5111-5ED11-0AA0>

Service&Support (Manuals, Certificates, Characteristics, FAQs,...)

<https://support.industry.siemens.com/cs/ww/en/ps/3VA5111-5ED11-0AA0>

Image database (product images, 2D dimension drawings, 3D models, device circuit diagrams, ...)

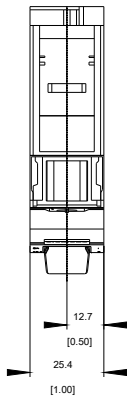
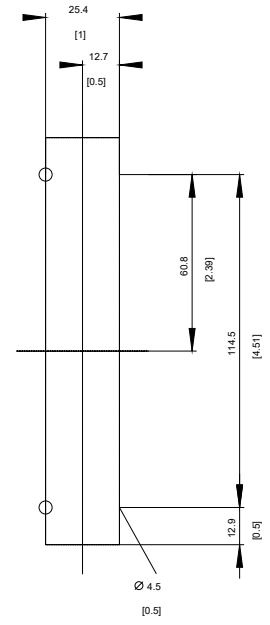
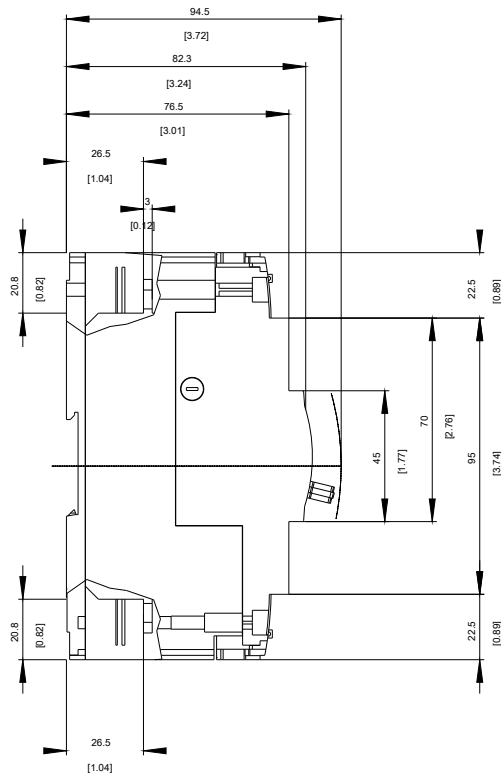
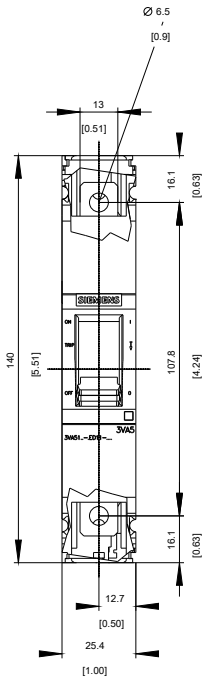
http://www.automation.siemens.com/bilddb/cax_en.aspx?mlfb=3VA5111-5ED11-0AA0

CAX-Online-Generator

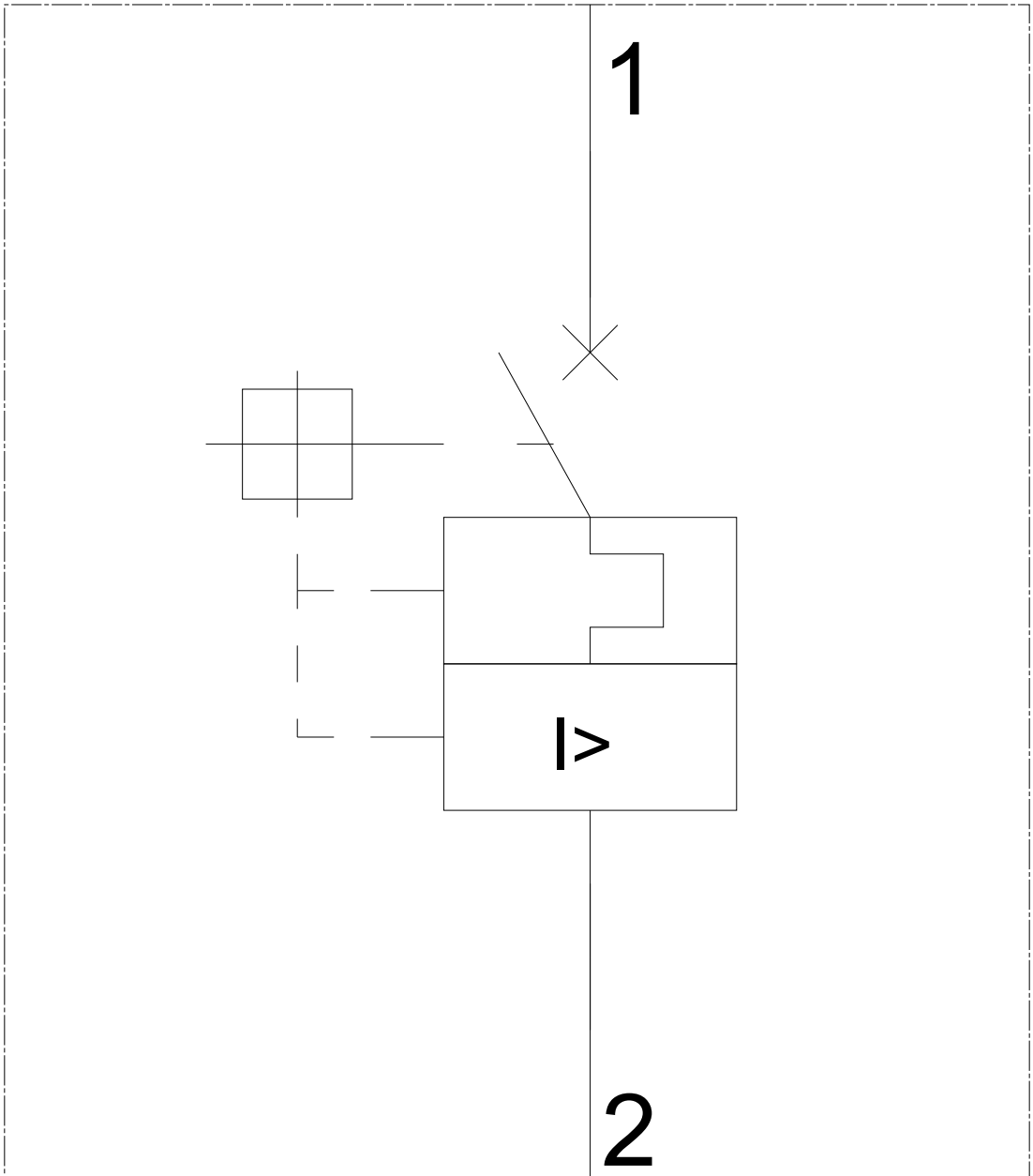
<http://www.siemens.com/cax>

Tender specifications

<http://www.siemens.com/specifications>

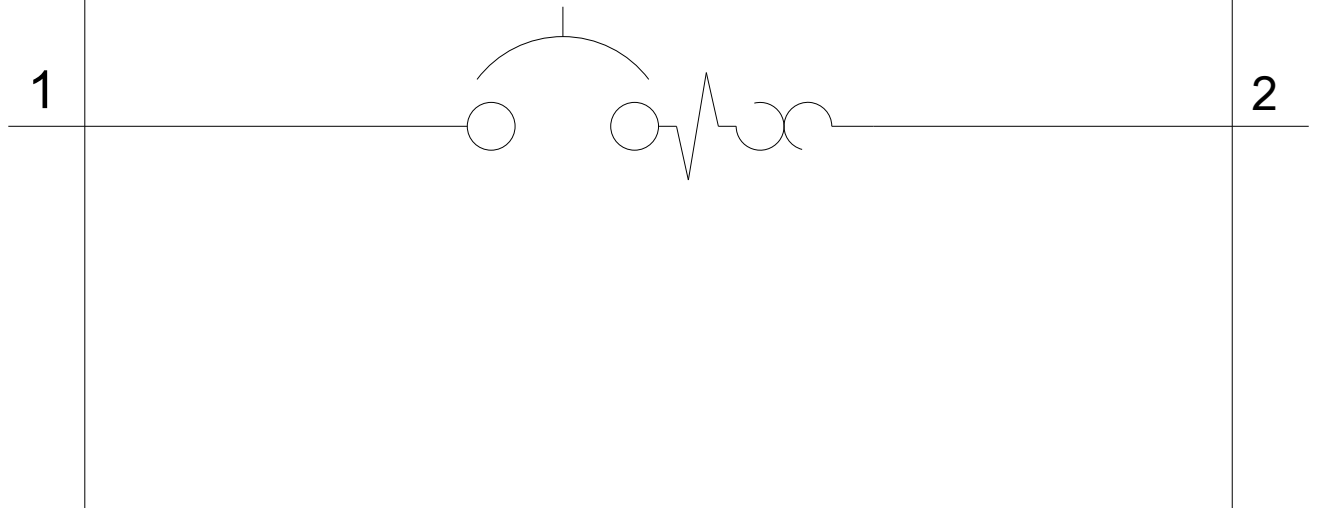


-Q



-CB

SIEMENS



last modified:

03/12/2019