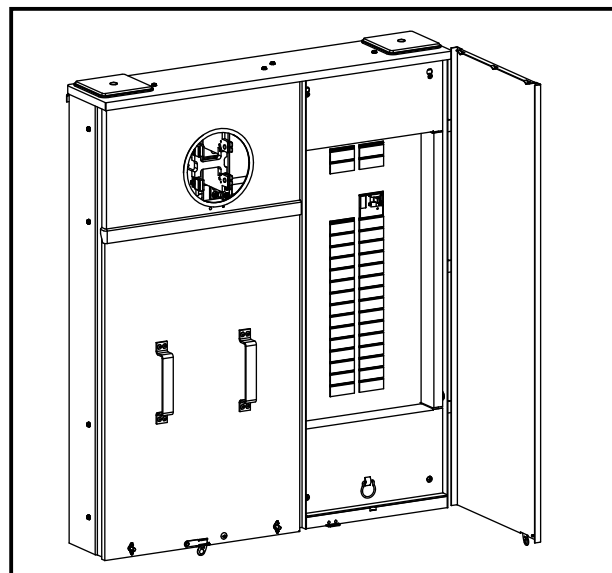
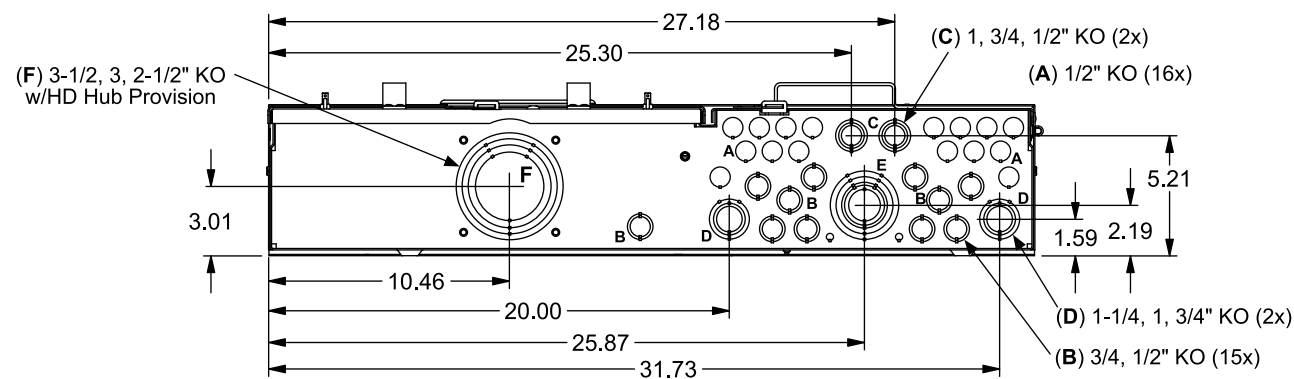
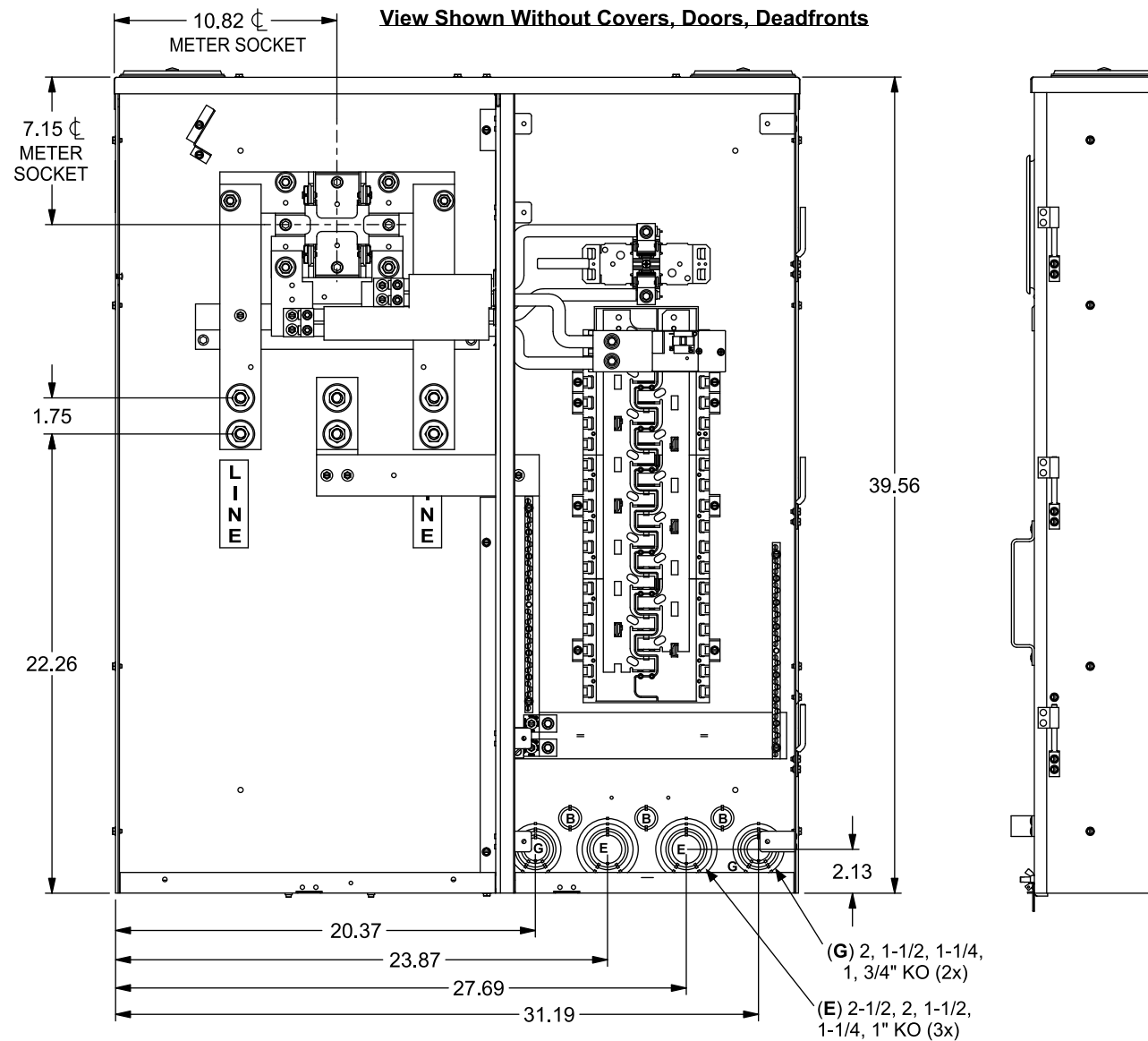
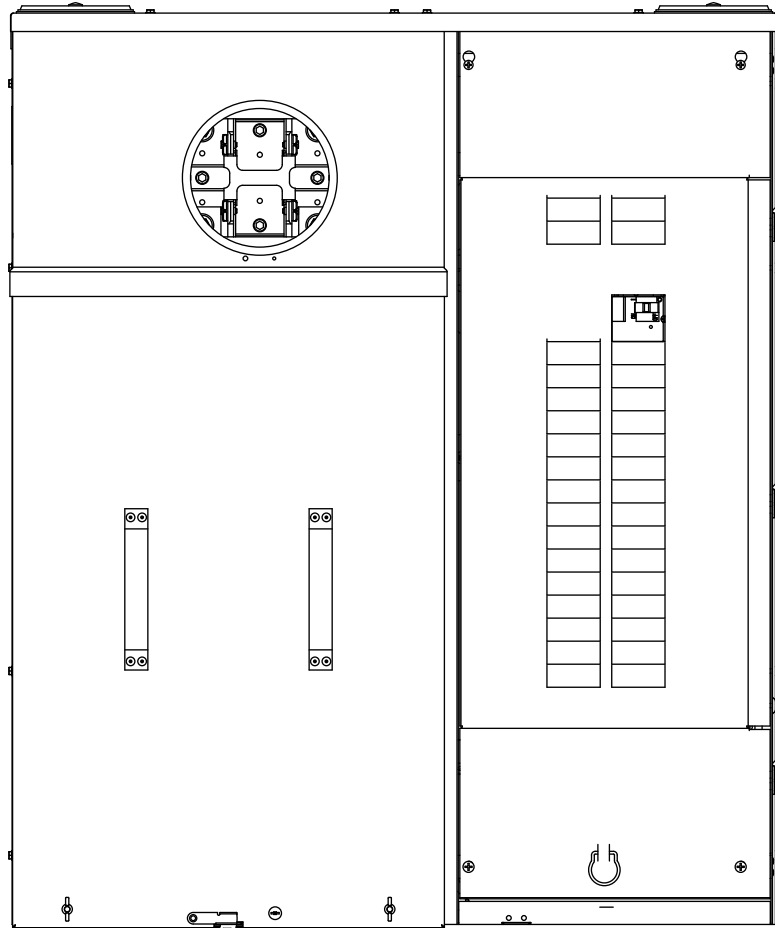
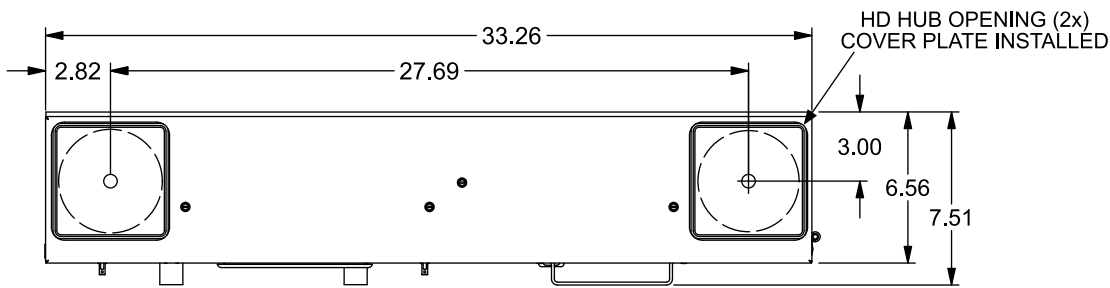


Catalog Number: MC3042B1400SC



Features and Ratings

- Outdoor Enclosure (NEMA Type 3R)
- Ring Type Meter Cover, No Bypass
- Meter Socket Rating: 320A Continuous, 400A Max.
- Panelboard Rating: 400A Max, 1 Phase, 3 Wire, 120/240V~
- (30) 1" Breaker Spaces, (42) Circuits Max.
- 22,000 AIC Max. Rated (See Wiring Diagram for Details)
- Overhead or Underground Service
- Surface Mounting, Semi-Flush Mount Provision (Flush Rail Kit Not Included)
- Uses HD Type Hubs
- Complies with EUSERC Dwg. No. 302A



Accessories

If hub is required, use Type HD catalog numbers listed below:

Trade size (in)	Catalog No.
2"	EC56854
2 1/2"	EC56855
3"	EC56856
3 1/2"	EC56857
4"	EC56858
Closure Plate	EC56933S

Accessory	Catalog No.
Filler Plate	QN2200RH
200 Amp Main Breaker	QN2150RH
150 Amp Main Breaker	SUK350TA
LUG #6-350 kcmil	SUK600TA
LUG #2-600 kcmil	SUK1000TA
Flush Rail Kit	ECFRK1
Standby Interlock Kit	ECSBPK05
Standby Interlock Kit	ECSBPK07
LUG KIT #2-2/0	ECLK2125
LUG KIT #8-2/0	ECLK2150
LUG KIT #2-300kcmil (200A MAX)	ECLK2225

Torques & Wire Sizes

Load, Neutral and Ground Terminals

Terminal	Wire Size	Torque
A, B, N		
SUK350TA	(2) #6-350 kcmil	275 lb-in
SUK600TA	#2-600 kcmil	375 lb-in
SUK1000TA	500-1000 kcmil	500 lb-in
N1	300 kcmil - #4	250 lb-in
G1	2/0 - #14	50 lb-in
Branch Breaker Terminals	See Markings on Breaker	
NEUTRAL/EQUIP GROUND BAR		
Small Terminals	10 - 14 AWG	20 lb-in
	8 AWG	25 lb-in
	6 AWG	35 lb-in
Large Terminals	10 - 14 AWG	35 lb-in
	8 AWG	40 lb-in
	1/0 - 6 AWG	45 lb-in

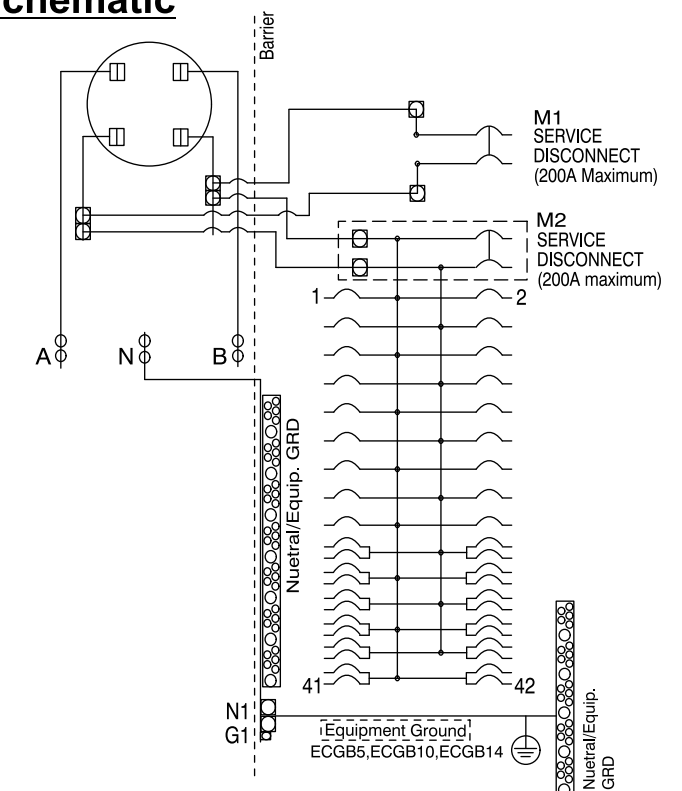
Tightening Torques:

5/16" Nuts(1/2" Drive).....130-140 in-lbs
 3/8" Nuts(9/16" Drive).....240-260 in-lbs
 1/2" Nuts(3/4" Drive)490-540 in-lbs

Terminal	Wire Size	Torque
NEUTRAL/EQUIP GND*		
Small Terminals	(2) #12-14 CU	20 lb-in
	(2) #12 AL	20 lb-in
Large Terminals	(2 or 3) #12-14 CU	35 lb-in
	(2 or 3) #10-12 AL	35 lb-in
	(2) #10 CU	35 lb-in
	(3) #10 CU	50 lb-in
EQUIPMENT GROUND BAR		
ECGB Series	(1, 2 or 3) #14 CU	20 lb-in
	(1 or 2) #10-12 AL/CU	20 lb-in
	#8 AL/CU	25 lb-in
	#6 - 4 AL/CU	35 lb-in

*Only Equipment Ground Terminals may use more than one wire per terminal.

Schematic



© 2019 Copyright Siemens Industry, Inc.

SIEMENS
Siemens Industry, Inc.

Combination Metering

Description: **400A Max, 1 Ph, 30Pos/42 Ckts Max, Outdoor, OH/UG, Surf Mount, No Bypass**

KAM 1/3/19 Fam . DO NOT SCALE DRAWING Dwg. No. **MC3042B1400SC**