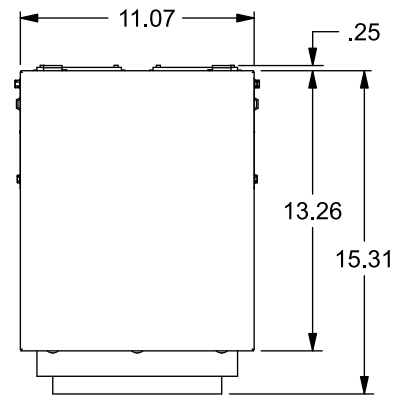


Catalog Numbers

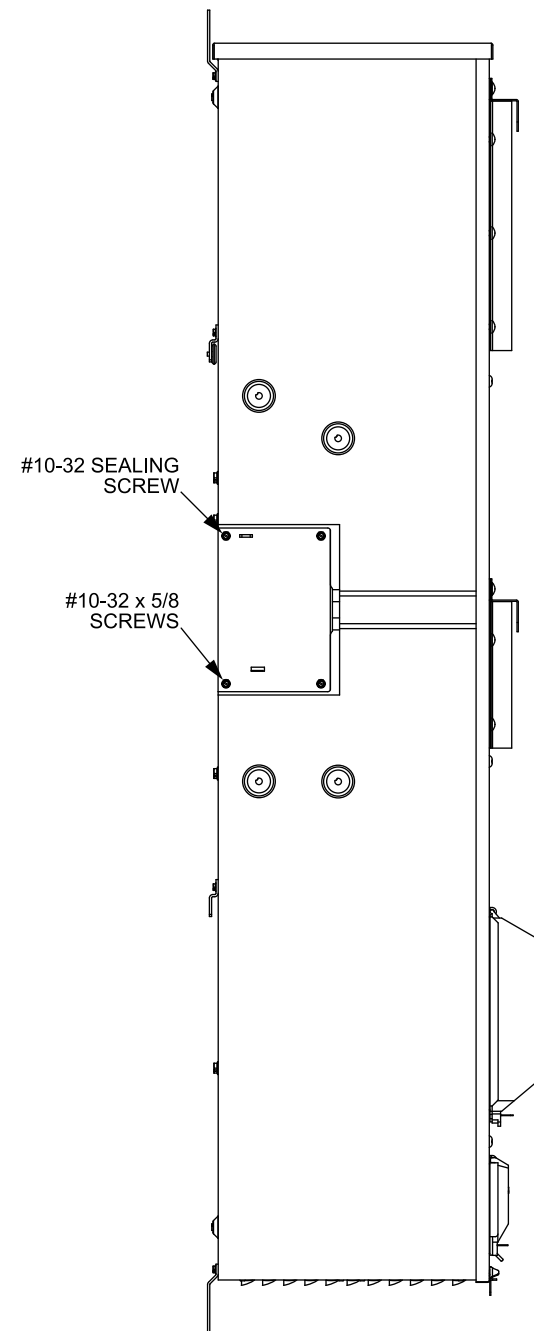
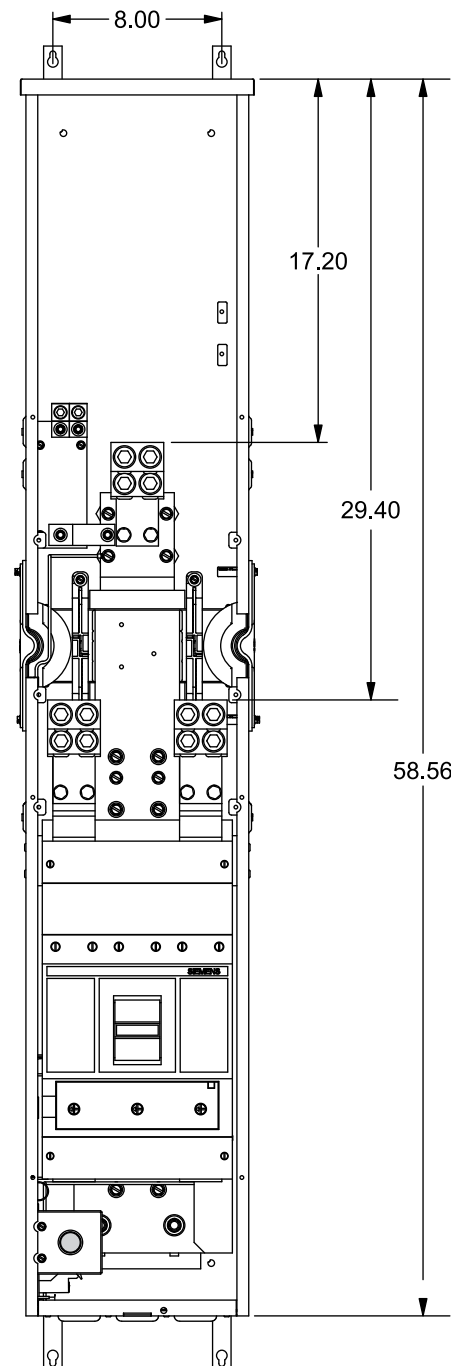
Catalog No.	Amperage Rating	Max. Interrupting Rating
1 PHASE, 3 WIRE, 120/240V AC MAX		
WBM11200TNH	1200	65,000
WBM11200TUNH	1200	100,000



- TYPE 3R OUTDOOR ENCLOSURE
- MAIN BUS RATING: 1200A MAX., 240V AC Max.
- 1 PHASE
- FOR OVERHEAD SERVICE ONLY
- ELECTRONIC BREAKER WITH MAINTENANCE MODE DAS®



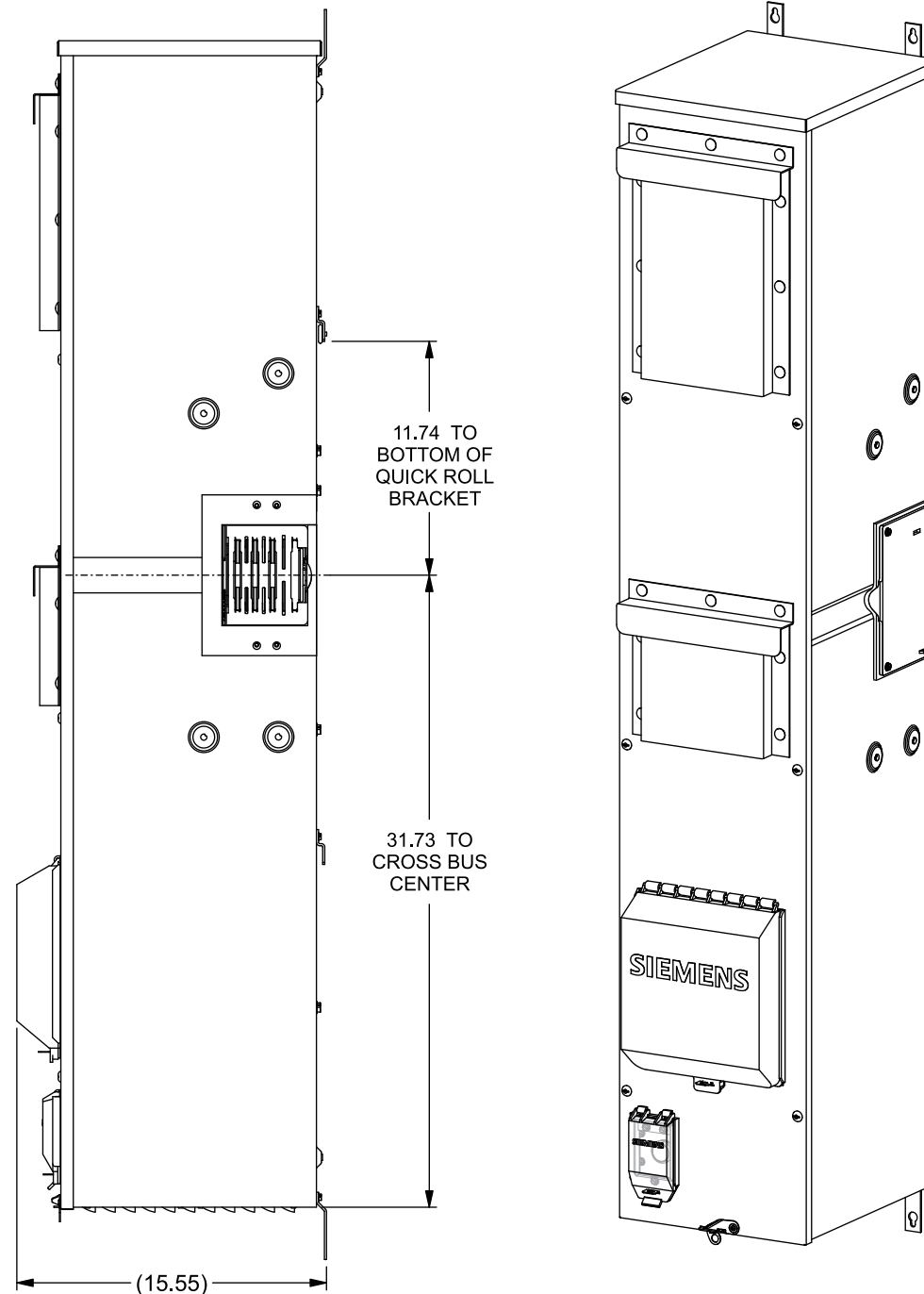
FRONT VIEW SHOWN WITH COVER AND SHIELDS REMOVED



Accessories

Ground Bar Kit	ECLX069M
Ground Lug Kit (3 Position)	ECGLK3300, (3) #6-300kcmil, Torque 250 lb-in
Ground Lug Kit (6 Position)	ECGLK6300, (6) #6-300kcmil, Torque 250 lb-in
Breaker Lug Kit (factory installed)	LK14500 (kit includes 3 lugs)
Alternate Breaker Lug Kit	LK13750 - (3) 500-750 kcmil, Torque 375 lb.-in. (kit includes 3 lugs)

Equip Ground Acc'y Cat. No. ECLX069M	
Small Terminals	Large Terminals
Wire Range / Torque	Wire Range / Torque
10-14 AWG 20 lb-in	10-14 AWG 35 lb-in
8 AWG 25 lb-in	8 AWG 40 lb-in
6 AWG 35 lb-in	1/0-6 AWG . 45 lb-in



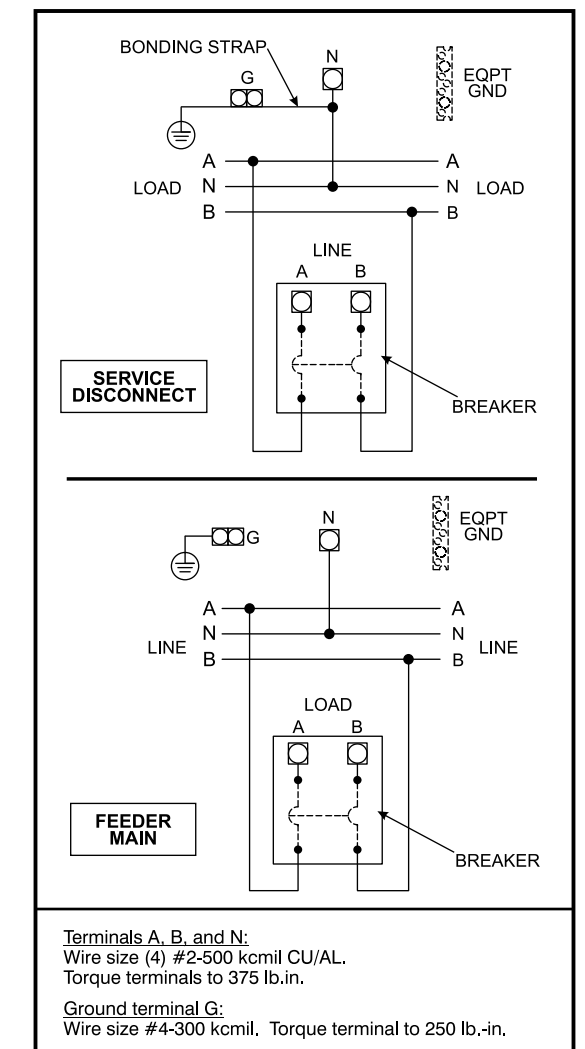
Additional Modules

IMPORTANT - for use with:

Module Description	Siemens Series#
Main Breakers	WB(M), WEB(M), WXB, BFT
Switches	WMP, WS, WES, WXS
Tap/Terminal Boxes	WTB, WET, WT_PU, WTBN, WBT
Pull Boxes	WMMB
Meter Module	(W)MM, (W)MT, (W)ML, (W)MK, (W)MLZ(F), (W)MN
Meter Combinations	WC, WCL, WCT,
Extension Box	WSP, WSPD
Bussed Elbow	BE, WELB

Connect Modules Using:	Catalog Number / Torque
QuickConnect	QC1, Torque 400-440 lb-in (35-36 ft.-lb.)

Schematic



© 2018 Copyright Siemens Industry, Inc.

SIEMENS
Siemens Industry, Inc.

PowerMod™ Breaker Mains

Description: **1200A, 1 Phase, No Hub Openings, Top Feed, w/DAS® Breaker Skinny Mains**

KAM 8/6/18 DO NOT SCALE DRAWING Dwg. No. **WBM11200TNH-TUNH**