SIEMENS
Ingenuity for life

Selection & Application Guide

BFT Main Feed Thru Modules

Power Mod™

usa.siemens.com/powermod

Power Mod™ BFT - Main Feed Thru Modules



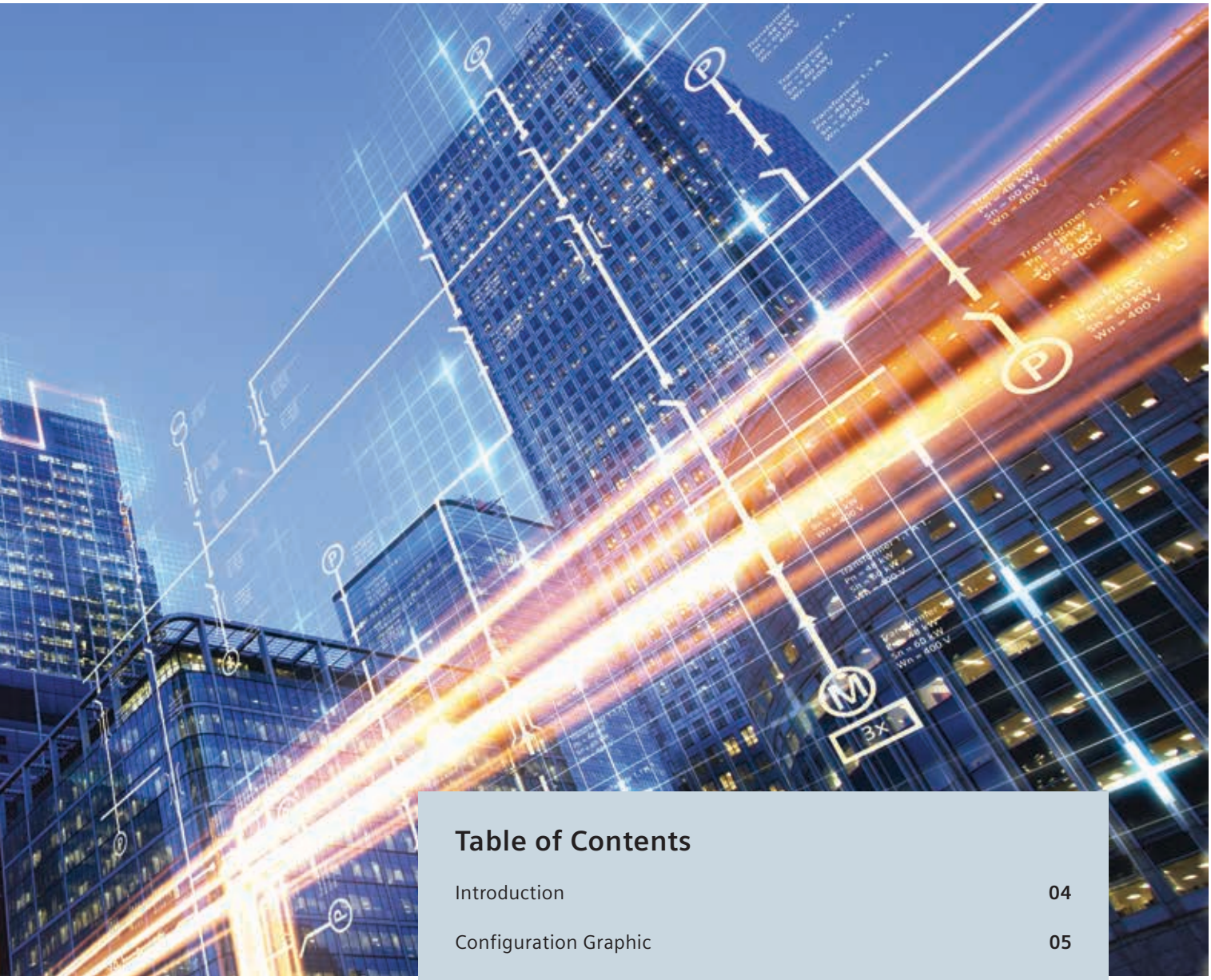

Table of Contents

Introduction	04
Configuration Graphic	05
Another Way to Use BFT	06
Schematic and Order Numbers	07
Features	08
Lug Kits	09
BFT Cut Sheets	10-19

Power Mod™ BFT - Main Feed Thru Modules

The BFT is a main breaker module for the Power Mod group metering line up that has the ability to isolate power to side-mounted modules just like any other Power Mod main breaker module, but also contains feed-through lugs that can be used to supply and isolate power vertically to downstream group metering line ups. This is a revolutionary product in cabled riser applications.

Features include:

- QuickSystem™ features
- Incoming & Outgoing Power Mod thru bus
- Standard compression lug capability
- 65K AIC standard, 100K AIC available for all models
- Main breaker with broad ampacity ratings from 1200A to 2000A
- Field installable shunt trip

Quick Reference

- **1200 - 2000A main bus rating**
- **1200A Horizontal bus rating**
- **UL Standard #67**
- **UL file #E27100**
- **AIC rating (65K & 100K)**
- **Voltage: 240V AC max**
- **Available in single and three phase**
- **NEMA 1 (Indoor)**
- **G90 Galvanized Steel**
- **ANSI 61 Paint**
- **Bottom feed only**
- **All units come with no hubs**
- **EUSERC drawing number 347 (EUSERC applies to 1200A unit only)**

Imagine a four-story building designed with a group metering line up on each floor. If the total load is between 1,200 and 2,000 amps, one BFT module can be placed on the first floor as the main for the first floor's meters and the service entrance main for the entire building using feed-through tapboxes on the second and third floors and a standard breaker main or WTB tapbox on the fourth floor.

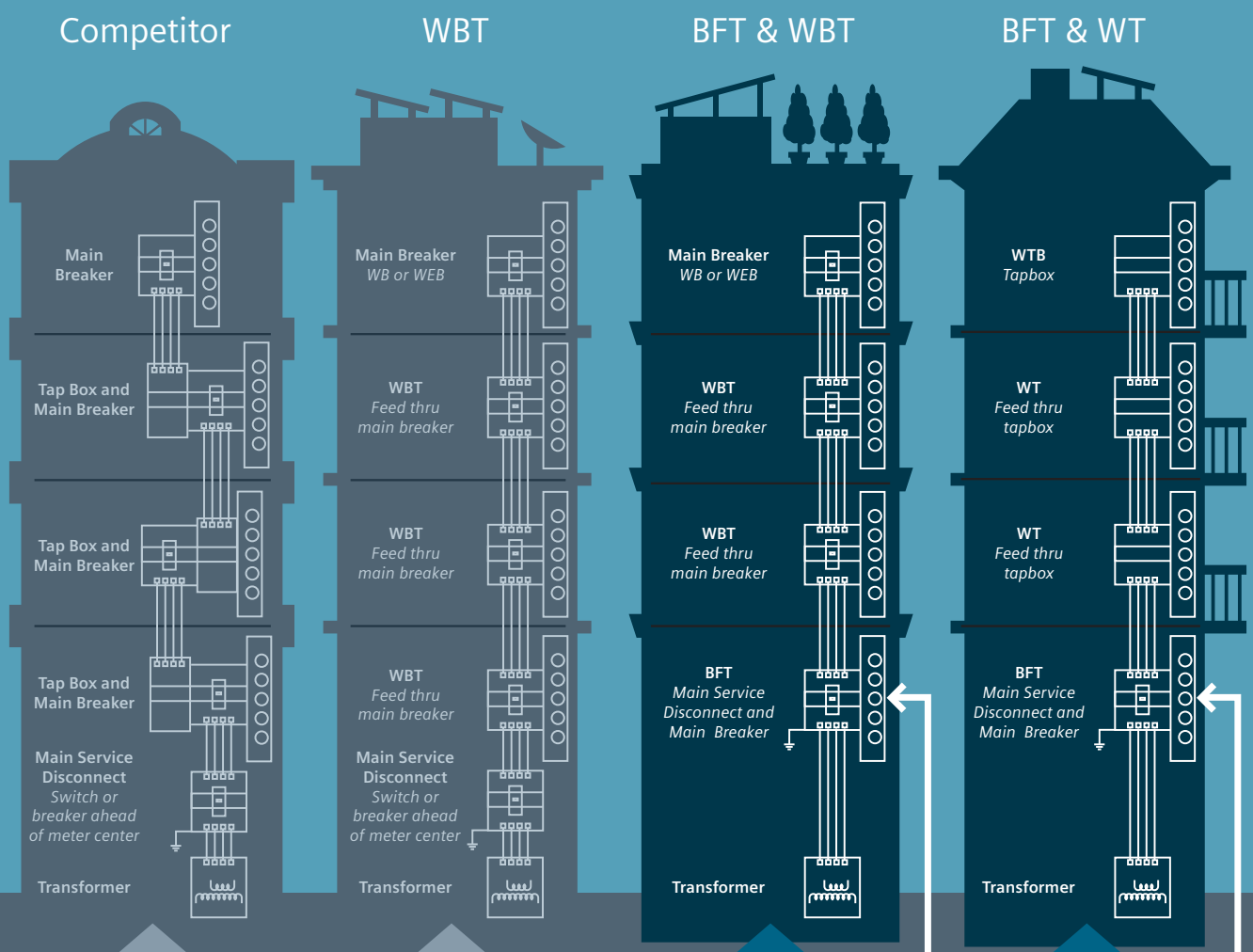

Mid-rise or high-rise multi-family building as configured by Siemens competitor.

Mid-rise or high-rise multi-family building as configured by Siemens prior to BFT, using the WBT to consolidate enclosures and save material cost and wall space.

Combined WBT and BFT solution for a mid-rise or high-rise multi-family building.

With the invention of the Power Mod BFT, Siemens can integrate the main service disconnect into the meter center lineup.

Combined BFT and WT solution for a mid-rise or high-rise multi-family building.

This would be an optimal configuration utilizing Power Mod BFT if individual floor disconnects are not required.

- **Space savings**
- **Cost savings on total installation**
- **We listened: Meets engineers' demand**
- **One breaker protects entire building**
- **One service disconnect**

Another way to use the BFT

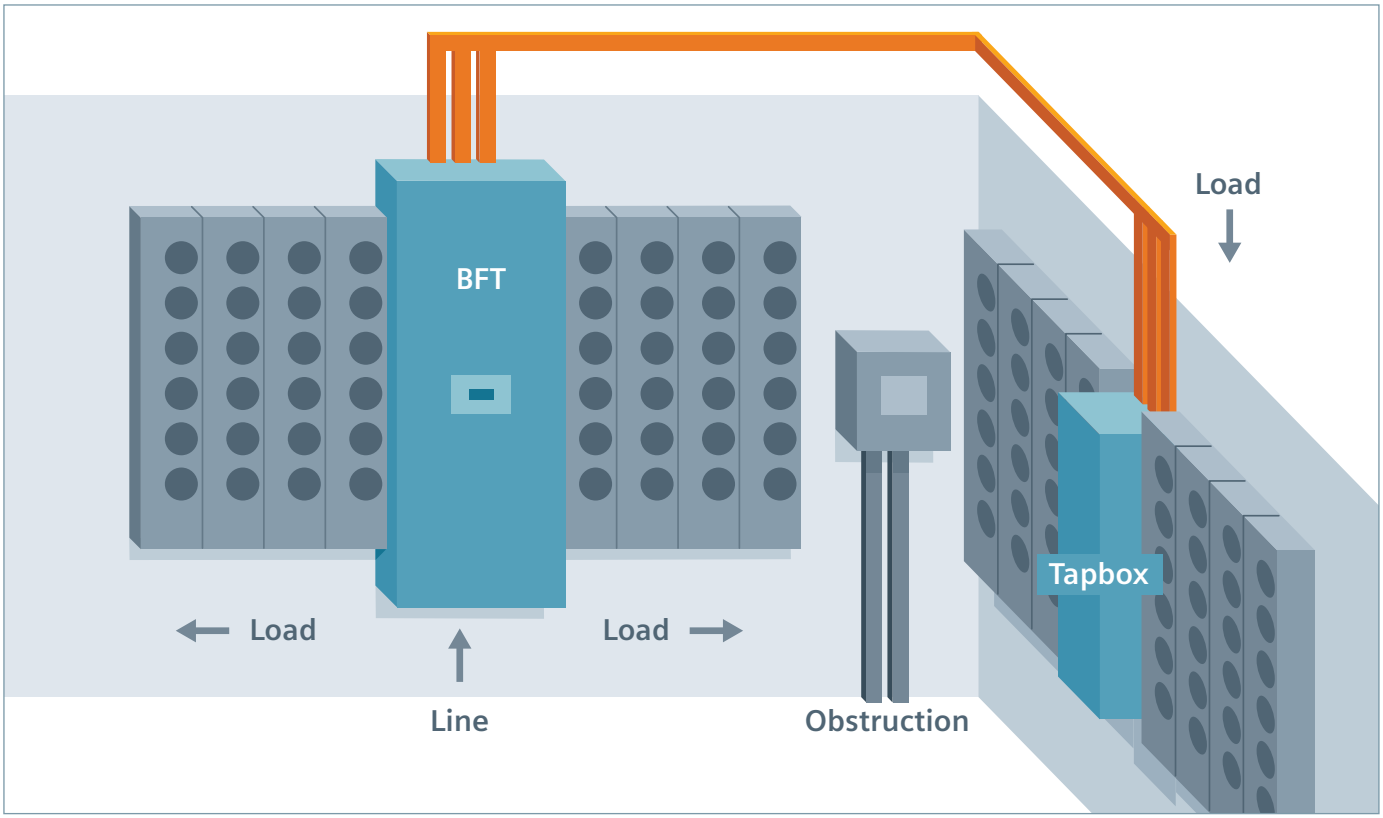

The BFT can be used to get around an obstruction such as a doorway, fire safety equipment, etc. The Main Feed Thru is grounded for service entrance applications from the factory but the bond can be removed for non-SER applications.

Schematic for BFT31200B

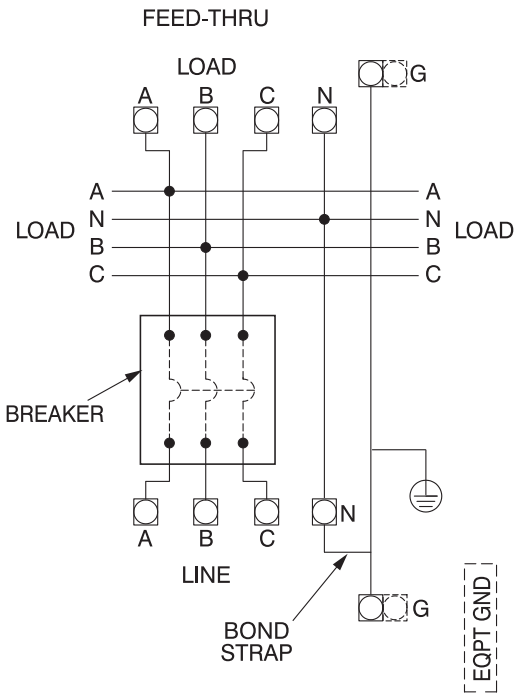

- Connects via lugs and service entrance rated.
- Lug kits not included. Lug kits must be ordered separately per module.



1-Phase, 3 Wire SN, 240V AC Max.

Catalog Number (65K AIC)	Catalog Number (100K AIC)	Breaker Amperage Rating	Breaker Type (65K AIC)	Breaker Type (100K AIC)	Dimensions (inches)		
					Height	Width	Depth
BFT11200B	BFT11200BU	1200	PXD6	HPXD6	89.78	35.53	15.05
BFT11400B	BFT11400BU	1400	PXD6	HPXD6	89.78	35.53	15.05
BFT11600B	BFT11600BU	1600	PXD6	HPXD6	89.78	35.53	15.05
BFT11800B	BFT11800BU	1800	RXD6	HRXD6	89.78	35.53	15.05
BFT12000B	BFT12000BU	2000	RXD6	HRXD6	89.78	35.53	15.05

3-Phase, 4 Wire SN, 240V AC Max.

Catalog Number (65K AIC)	Catalog Number (100K AIC)	Breaker Amperage Rating	Breaker Type (65K AIC)	Breaker Type (100K AIC)	Dimensions (inches)		
					Height	Width	Depth
BFT31200B	BFT31200BU	1200	PXD6	HPXD6	89.78	35.53	15.05
BFT31400B	BFT31400BU	1400	PXD6	HPXD6	89.78	35.53	15.05
BFT31600B	BFT31600BU	1600	PXD6	HPXD6	89.78	35.53	15.05
BFT31800B	BFT31800BU	1800	RXD6	HRXD6	89.78	35.53	15.05
BFT32000B	BFT32000BU	2000	RXD6	HRXD6	89.78	35.53	15.05

BFT Main Feed Thru Modules Features

1. Removable blank top end wall
2. Main breaker with broad ampacity ratings from 1200A - 2000A
3. Standard compression lug capability
4. Outgoing vertical bus is limited by breaker ratings: 1200 - 2000A
5. 1200A horizontal thru-bus
6. Removable blank end wall

BFT Main Feed Thru Modules Lug Kits

		Lug kits to use with the BFT				
		1 Phase	3 Phase	No. Wires/ Phase	Max CU wire size (KCMIL)	Max AL wire size (KCMIL)
BFT	Amperages 1200-2000	LK14500N2E	LK34500N2E	4	600	600
		LK15600N2	LK35600N2	5	600	600
		LK13750N2E	LK33750N2E	3	750	800
		LK15750N2	LK35750N2	5	750	750
		LK16750N2	LK36750N2	6	750	750
		LK18500N2CD	LK38500N2CD	8	500	750
		LK18750N2AD	LK38750N2AD	8	500	750

These wire sizes are recommended based on wire size allowed by the lug size as well as wire bending space requirements of the enclosure.

		Lug Kit Contents			
		Wire Range: 1/0-750 kcmil	Wire Range: #2-600 kcmil	Wire Range: 300-800 kcmil	Downward Bus Entension
		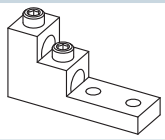	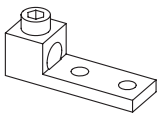	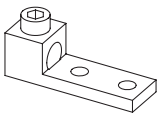	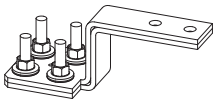
		Wire Binding Screw Torque: 500 lb.-in.	Wire Binding Screw Torque: 500 lb.-in.	Wire Binding Screw Torque: 500 lb.-in.	Wire Binding Screw Torque: 500 lb.-in.
Lug Kit Catalog Number	Wire Range	Lug Qty.	Lug Qty.	Lug Qty.	Lug Qty.
LK14500N2E	1/0-500 kcmil	3	6	–	–
LK34500N2E	1/0-500 kcmil	4	8	–	–
LK15600N2	1/0-500 kcmil	6	3	–	–
LK35600N2	1/0-500 kcmil	8	4	–	–
LK13750N2E	300-750 kcmil	–	–	9	–
LK33750N2E	300-750 kcmil	–	–	12	–
LK15750N2	300-750 kcmil	6	–	3	–
LK35750N2	300-750 kcmil	8	–	4	–
LK16750N2	1/0-750 kcmil	9	–	–	–
LK36750N2	1/0-750 kcmil	12	–	–	–
LK18500N2CD	1/0-500 kcmil CU	12	–	–	3
LK38500N2CD	1/0-500 kcmil CU	16	–	–	4
LK18570N2AD	1/0-500 kcmil AL	12	–	–	3
LK38570N2AD	1/0-500 kcmil AL	16	–	–	4

Indoor, 1 Phase, Main Feed-Thru, UG, 1200A Breaker

Features and Ratings

- MODULE RATING: 1200 AMPS MAX.
- MAIN BUS RATING: 1200 AMPS
- MAIN HORIZONTAL BUS RATING: 1200 AMPS MAX.
- BREAKER RATING: 1200A MAX.
- 120/240 VOLTS~, 1 PHASE, 3 WIRE
- 208Y/120 VOLTS~, 1 PHASE, 3 WIRE (FROM 3 PHASE, 4 WIRE NETWORK)
- INDOOR ENCLOSURE
- FOR UNDERGROUND SERVICE ONLY
- FEED THRU AND CROSS BUS OUTPUT

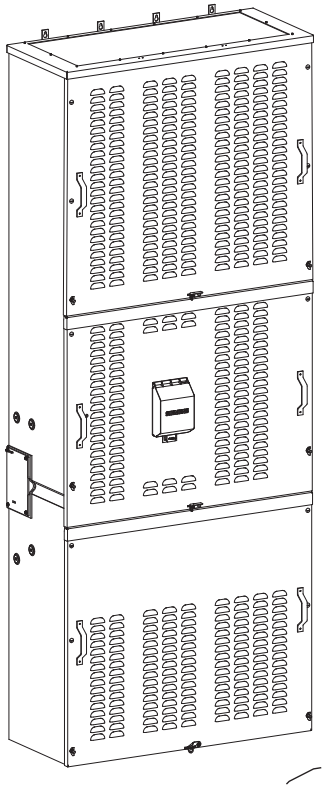

Catalog Numbers

Catalog No.	Breaker Rating (Max)	Breaker Type	Interrupting Rating(Max)
BFT11200B	1200 Amps	PXD6	65,000
BFT11200BU	1200 Amps	HPXD6	100,000

VIEW SHOWN WITHOUT COVERS

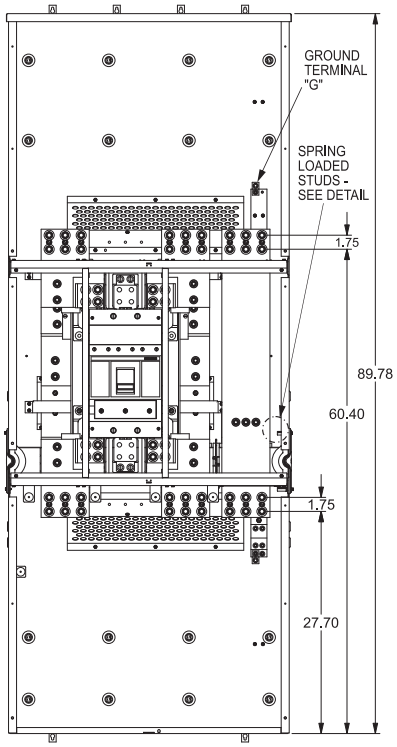

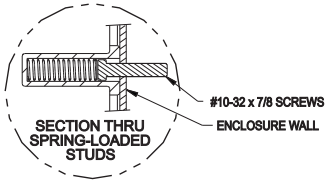

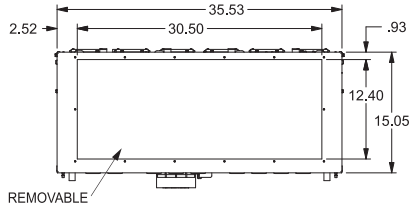

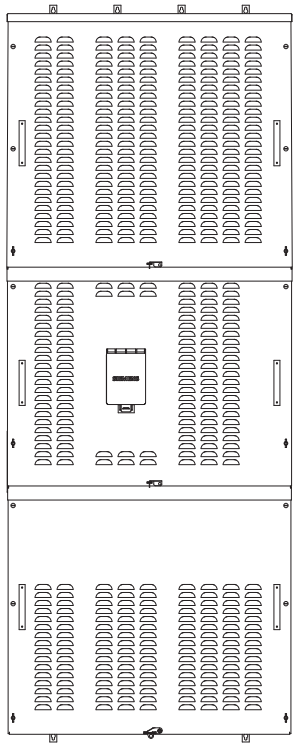

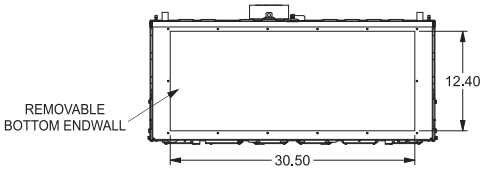

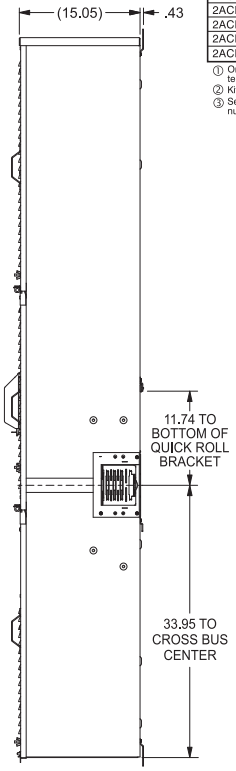

Catalog No. BFT11200BU Shown

Lug Kits and Replacement Parts

Lugs for Phase and Neutral Connections (not supplied)

Lug No. ①	MFG	Wire Range	Type	No. Wires per phase	Torque (lb.-in.)
LK13750N2	Siemens	300-750 kcmil	Mechanical	3	500 ②
LK14500N2	Siemens	1/0-500 kcmil	Mechanical	4	500
LK15600N2	Siemens	1/0-600 kcmil	Mechanical	5	500
LK15750N2	Siemens	300-750 kcmil	Mechanical	5	500
LK16750N2	Siemens	300-750 kcmil	Mechanical	6	500
LK18500N2CD	Siemens	300-500 kcmil Copper	Mechanical	8	500
LK18750N2AD	Siemens	300-750 kcmil Aluminum	Mechanical	8	500
2ACL-500	ILSCO	500 kcmil	Compression	4	NA ③
2ACL-750	ILSCO	750 kcmil	Compression	3	NA ③
2ACL-600	ILSCO	500 kcmil	Compression	5	NA ③
2ACL-750	ILSCO	750 kcmil	Compression	5	NA ③
2ACL-750	ILSCO	750 kcmil	Compression	6	NA ③

① Order one mechanical lug kit for mains and neutral. Additional lug kit is required for feed-thru terminals. Contact lug manufacturer for compression lug quantities supplied for each kit.
② Kit contains more than one lug type.
③ See lug manufacturer's instruction sheet supplied with the connector for tool, die, and number of crimps.

Additional Modules

IMPORTANT - for use with:

Module	Siemens Series#
Main Breakers	(W)MC, WB, WEB, WXB, BFT
Switches	WMP, WMS, WS, WES, WXS
Tap/Terminal Boxes	WMTB, WTB, WET, WT_PU, WTBN, WBT
Pull Boxes	WMMB
Meter Module	(W)MM, WxMM, (W)MT, (W)ML, (W)MK, (W)MLZ(F)
Meter Combinations	WC, WCL, WCT
Extension Box	WMEX, WSP, WSPD
Bussed Elbow	BE, WELB

Accessories

ECMMGBE - Ground Bus Extension
Ground Terminal G (Accessory Cat.# ECMLK3225):
Wire size #4-300 kcmil. Torque terminal to 250 lb.-in.

Connect Modules Using:	Catalog Number / Torque
QuickConnect	QC1, Torque 400-440 lb-in (35-36 ft.-lb.)

Equip Ground Acc'y Cat. No. ECLX072M

Small Terminals	Large Terminals
Wire Range / Torque	*Wire Range / Torque*
10-14 AWG 20 lb-in	10-14 AWG 35 lb-in
8 AWG . . . . 25 lb-in	8 AWG . . . . 40 lb-in
6 AWG . . . . 35 lb-in	1/0-6 AWG . 45 lb-in

Schematic

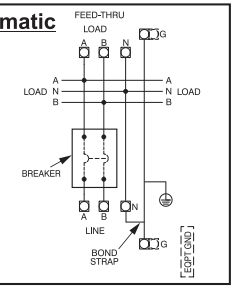

Indoor, 1 Phase, Main Feed-Thru, UG, 1400A Breaker

Features and Ratings

- MODULE RATING: 1400 AMPS MAX.
- MAIN BUS RATING: 1400 AMPS
- MAIN HORIZONTAL BUS RATING: 1200 AMPS MAX. (1200 AMPS MAX. FEED PER SIDE)
- BREAKER RATING: 1400 AMPS MAX.
- 120/240 VOLTS~, 1 PHASE, 3 WIRE
- 208Y/120 VOLTS~, 1 PHASE, 3 WIRE (FROM 3 PHASE, 4 WIRE NETWORK)
- INDOOR ENCLOSURE
- FOR UNDERGROUND SERVICE ONLY
- FEED THRU AND CROSS BUS OUTPUT

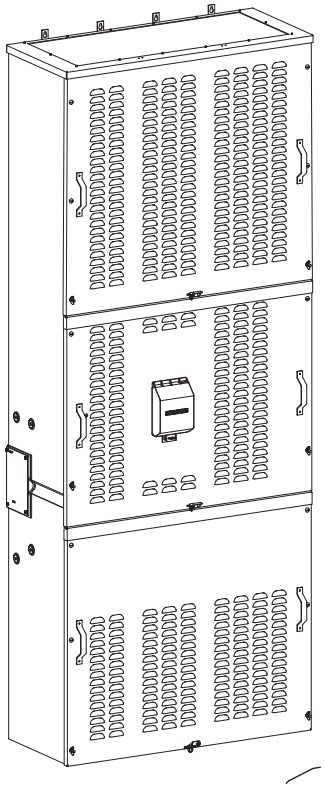

Catalog Numbers

Catalog No.	Breaker Rating (Max)	Breaker Type	Interrupting Rating(Max)
BFT11400B	1400 Amps	PXD6	65,000
BFT11400BU	1400 Amps	HPXD6	100,000

VIEW SHOWN WITHOUT COVERS

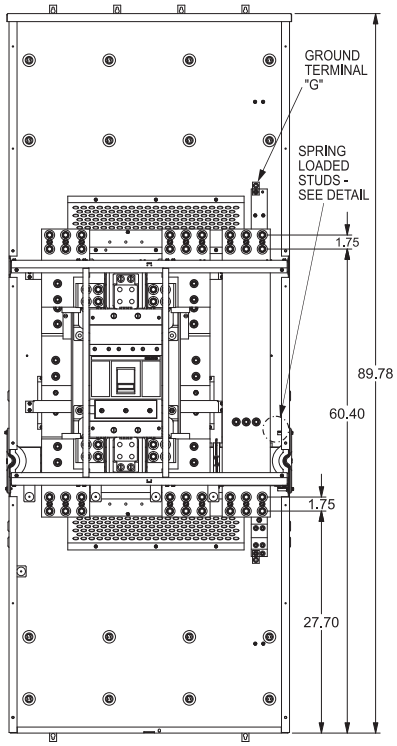

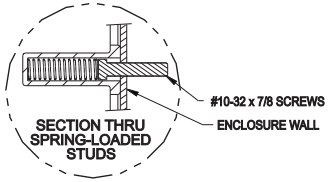

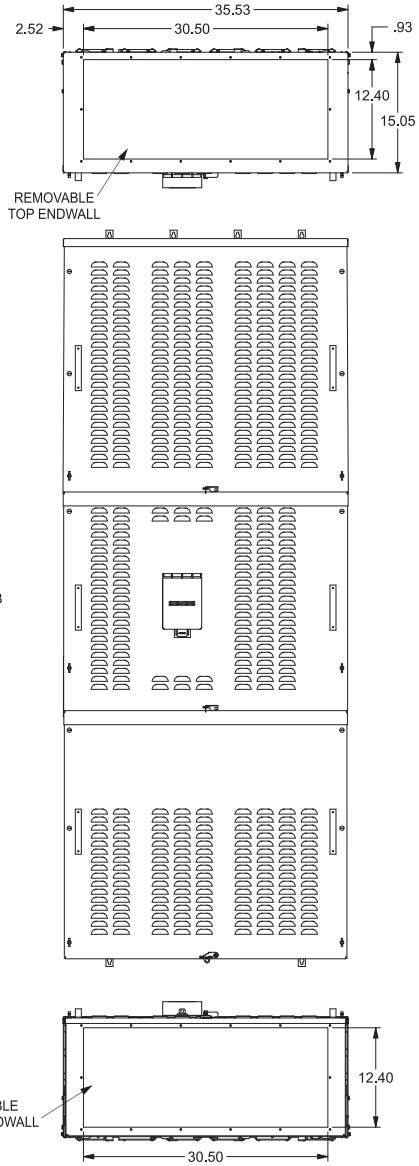

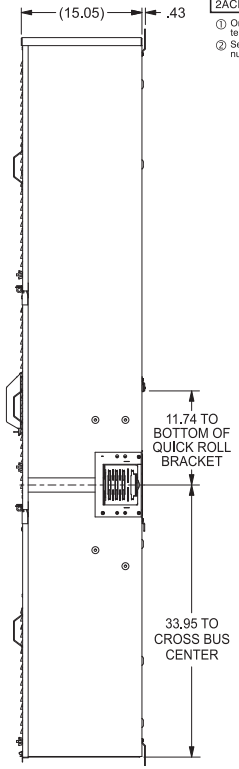

Catalog No. BFT11400BU Shown

Lug Kits and Replacement Parts

Lugs for Phase and Neutral Connections (not supplied)					
Lug No. ①	MFG	Wire Range	Type	No. Wires per phase	Torque (lb.-in.)
LK15600N2	Siemens	1/0-600 kcmil	Mechanical	5	500
LK15750N2	Siemens	300-750 kcmil	Mechanical	5	500
LK16750N2	Siemens	300-750 kcmil	Mechanical	6	500
LK18500N2CD	Siemens	300-500 kcmil Copper	Mechanical	8	500
LK18750N2AD	Siemens	300-750 kcmil Aluminum	Mechanical	8	500
2ACL-600	ILSCO	500 kcmil	Compression	5	NA ②
2ACL-750	ILSCO	750 kcmil	Compression	5	NA ②
2ACL-750	ILSCO	750 kcmil	Compression	6	NA ②

① Order one mechanical lug kit for mains and neutral. Additional lug kit is required for feed-thru terminals. Contact lug manufacturer for compression lug quantities supplied for each kit.
② See lug manufacturer's instruction sheet supplied with the connector for tool, die, and number of crimps.

Additional Modules

IMPORTANT - for use with:

Module..... Siemens Series#
Main Breakers..... (W)MC, WB, WEB, WXB, BFT
Switches ..... WMP, WMS, WS, WES, WXS
Tap/Terminal Boxes. WMTB, WTB, WET, WT_PU, WTBN, WBT
Pull Boxes ..... WMMB
Meter Module ..... (W)MM, WxMM, (W)MT, (W)ML, (W)MK, (W)MLZ(F)
Meter Combinations WC, WCL, WCT
Extension Box..... WMEX, WSP, WSPD
Bussed Elbow..... BE, WELB

Accessories

ECMMGBE - Ground Bus Extension
Ground Terminal G (Accessory Cat.# ECMLK3225):
Wire size #4-300 kcmil. Torque terminal to 250 lb.-in.

Connect Modules Using:	Catalog Number / Torque
QuickConnect	QC1, Torque 400-440 lb-in (35-36 ft.-lb.)

Equip Ground Acc'y Cat. No. ECLX072M

Small Terminals	Large Terminals
Wire Range / Torque	*Wire Range / Torque*
10-14 AWG 20 lb-in	10-14 AWG 35 lb-in
8 AWG ..... 25 lb-in	8 AWG ..... 40 lb-in
6 AWG ..... 35 lb-in	1/0-6 AWG . 45 lb-in

Schematic

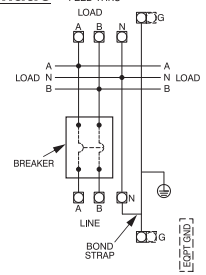

Indoor, 1 Phase, Main Feed-Thru, UG, 1600A Breaker

Features and Ratings

- MODULE RATING: 1600 AMPS MAX.
- MAIN BUS RATING: 1600 AMPS
- MAIN HORIZONTAL BUS RATING: 1200 AMPS MAX. (1200 AMPS MAX. FEED PER SIDE)
- BREAKER RATING: 1600 AMPS MAX.
- 120/240 VOLTS~, 1 PHASE, 3 WIRE
- 208Y/120 VOLTS~, 1 PHASE, 3 WIRE (FROM 3 PHASE, 4 WIRE NETWORK)
- INDOOR ENCLOSURE
- FOR UNDERGROUND SERVICE ONLY
- FEED THRU AND CROSS BUS OUTPUT

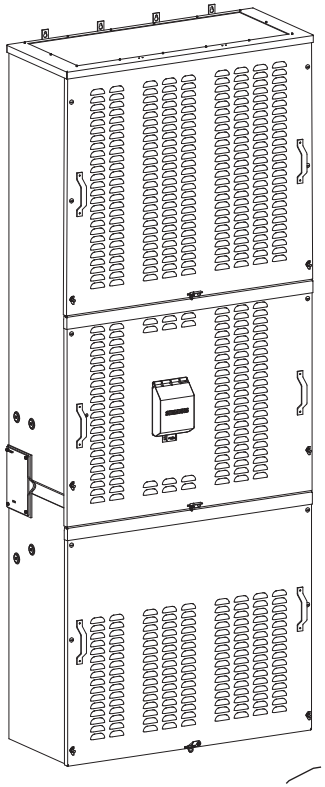

Catalog Numbers

Catalog No.	Breaker Rating (Max)	Breaker Type	Interrupting Rating(Max)
BFT11600B	1600 Amps	PXD6	65,000
BFT11600BU	1600 Amps	HPXD6	100,000

VIEW SHOWN WITHOUT COVERS

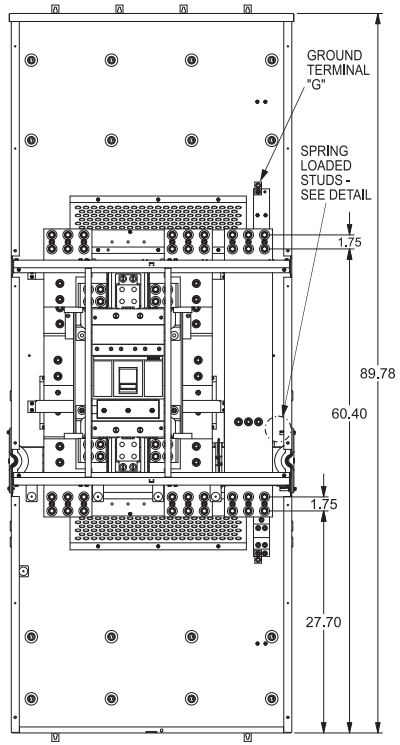

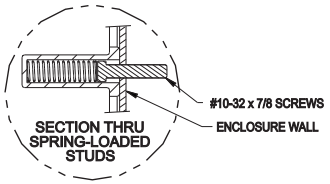

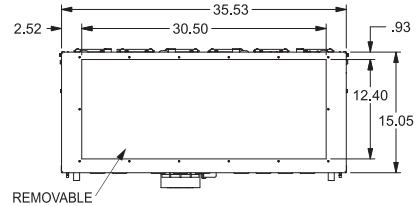

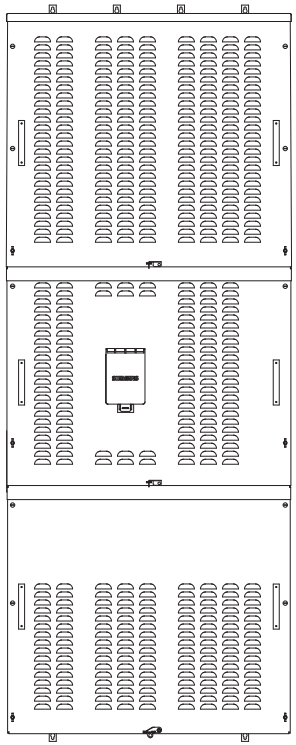

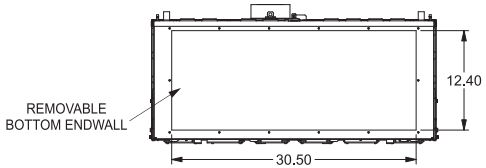

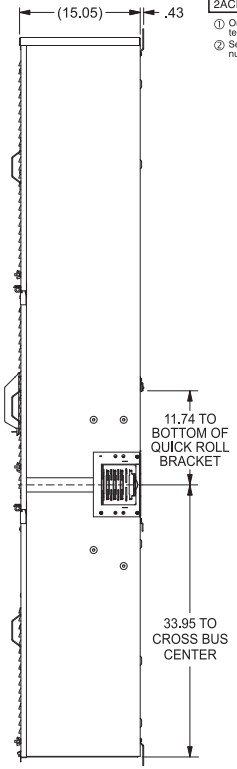

Catalog No. BFT11600BU Shown

Lug Kits and Replacement Parts

Lugs for Phase and Neutral Connections (not supplied)					
Lug No. ①	MFG	Wire Range	Type	No. Wires per phase	Torque (lb.-in.)
LK15600N2	Siemens	1/0-600 kcmil	Mechanical	5	500
LK15750N2	Siemens	300-750 kcmil	Mechanical	5	500
LK16750N2	Siemens	300-750 kcmil	Mechanical	6	500
LK18500N2CD	Siemens	300-500 kcmil Copper	Mechanical	8	500
LK18750N2AD	Siemens	300-750 kcmil Aluminum	Mechanical	8	500
2ACL-600	ILSCO	500 kcmil	Compression	5	NA ②
2ACL-750	ILSCO	750 kcmil	Compression	5	NA ②
2ACL-750	ILSCO	750 kcmil	Compression	6	NA ②

① Order one mechanical lug kit for mains and neutral. Additional lug kit is required for feed-thru terminals. Contact lug manufacturer for compression lug quantities supplied for each kit.
② See lug manufacturer's instruction sheet supplied with the connector for tool, die, and number of crimps.

Additional Modules

IMPORTANT - for use with:

Module	Siemens Series#
Main Breakers	(W)MC, WB, WEB, WXB, BFT
Switches	WMP, WMS, WS, WES, WXS
Tap/Terminal Boxes	WMTB, WTB, WET, WT_PU, WTBN, WBT
Pull Boxes	WMMB
Meter Module	(W)MM, WxMM, (W)MT, (W)ML, (W)MK, (W)MLZ(F)
Meter Combinations	WC, WCL, WCT
Extension Box	WMEX, WSP, WSPD
Bussed Elbow	BE, WELB

Accessories

ECMMGBE - Ground Bus Extension
Ground Terminal G (Accessory Cat.# ECMLK3225):
Wire size #4-300 kcmil. Torque terminal to 250 lb.-in.

Connect Modules Using:	Catalog Number / Torque
QuickConnect	QC1, Torque 400-440 lb-in (35-36 ft.-lb.)

Equip Ground Acc'y Cat. No. ECLX072M

Small Terminals	Large Terminals
Wire Range / Torque	*Wire Range / Torque*
10-14 AWG 20 lb-in	10-14 AWG 35 lb-in
8 AWG . . . . 25 lb-in	8 AWG . . . . 40 lb-in
6 AWG . . . . 35 lb-in	1/0-6 AWG . 45 lb-in

Schematic

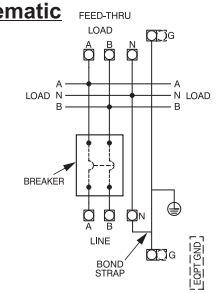

Indoor, 1 Phase, Main Feed-Thru, UG, 1800A Breaker

Features and Ratings

- MODULE RATING: 1800 AMPS MAX.
- MAIN BUS RATING: 1800 AMPS
- MAIN HORIZONTAL BUS RATING: 1200 AMPS MAX. (1200 AMPS MAX. FEED PER SIDE)
- BREAKER RATING: 1800 AMPS MAX.
- 120/240 VOLTS~, 1 PHASE, 3 WIRE
- 208Y/120 VOLTS~, 1 PHASE, 3 WIRE (FROM 3 PHASE, 4 WIRE NETWORK)
- INDOOR ENCLOSURE
- FOR UNDERGROUND SERVICE ONLY
- FEED THRU AND CROSS BUS OUTPUT

Catalog Numbers

Catalog No.	Breaker Rating (Max)	Breaker Type	Interrupting Rating(Max)
BFT11800B	1800 Amps	RXD6	65,000
BFT11800BU	1600 Amps	HRXD6	100,000

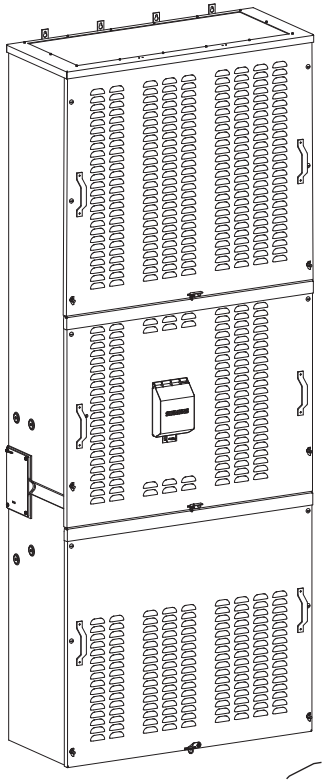

VIEW SHOWN WITHOUT COVERS

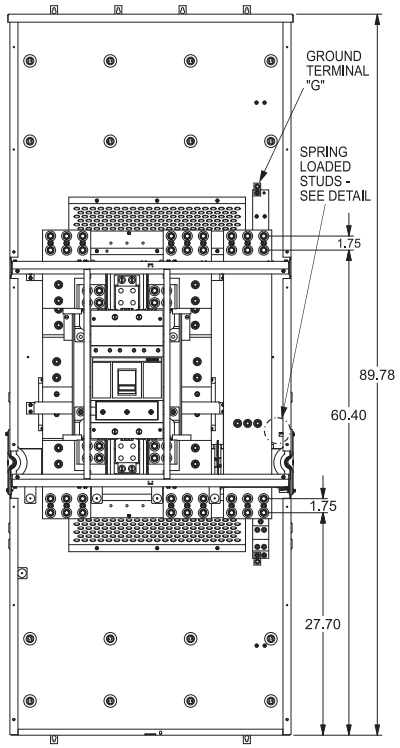

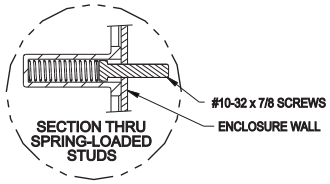

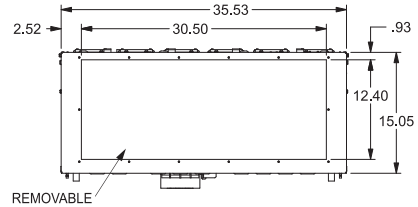

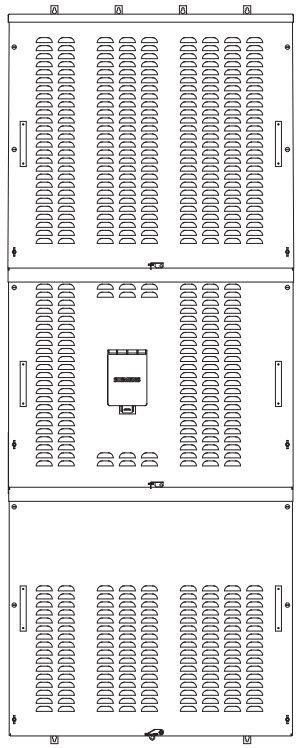

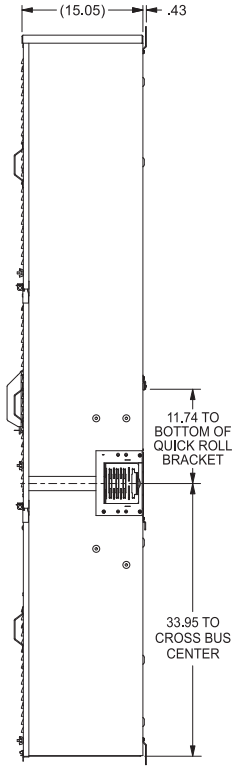

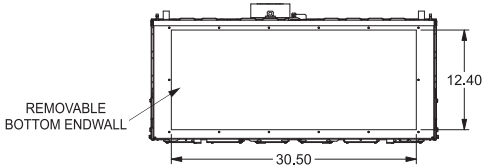

Catalog No. BFT11800BU Shown

Lug Kits and Replacement Parts

Lugs for Phase and Neutral Connections (not supplied)					
Lug No. ①	MFG	Wire Range	Type	No. Wires per phase	Torque (lb.-in.)
LK16750N2	Siemens	300-750 kcmil	Mechanical	6	500
LK18500N2CD	Siemens	300-500 kcmil Copper	Mechanical	8	500
LK18750N2AD	Siemens	300-750 kcmil Aluminum	Mechanical	8	500
2ACL-750	ILSCO	750 kcmil	Compression	6	NA ②

① Order one mechanical lug kit for mains and neutral. Additional lug kit is required for feed-thru terminals. Contact lug manufacturer for compression lug quantities supplied for each kit.
② See lug manufacturer's instruction sheet supplied with the connector for tool, die, and number of crimps.

Additional Modules

IMPORTANT - for use with:

Module	Siemens Series#
Main Breakers	(W)MC, WB, WEB, WXB, BFT
Switches	WMP, WMS, WS, WES, WXS
Tap/Terminal Boxes	WMTB, WTB, WET, WT_PU, WTBN, WBT
Pull Boxes	WMMB
Meter Module	(W)MM, WxMM, (W)MT, (W)ML, (W)MK, (W)MLZ(F)
Meter Combinations	WC, WCL, WCT
Extension Box	WMEX, WSP, WSPD
Bussed Elbow	BE, WELB

Accessories

ECMMGBE - Ground Bus Extension
Ground Terminal G (Accessory Cat.# ECMLK3225):
Wire size #4-300 kcmil. Torque terminal to 250 lb.-in.

Connect Modules Using:	Catalog Number / Torque
QuickConnect	QC1, Torque 400-440 lb-in (35-36 ft.-lb.)

Equip Ground Acc'y Cat. No. ECLX072M

Small Terminals	Large Terminals
Wire Range / Torque	*Wire Range / Torque*
10-14 AWG 20 lb-in	10-14 AWG 35 lb-in
8 AWG . . . . 25 lb-in	8 AWG . . . . 40 lb-in
6 AWG . . . . 35 lb-in	1/0-6 AWG . 45 lb-in

Schematic

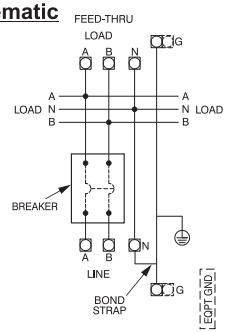

Indoor, 1 Phase, Main Feed-Thru, UG, 2000A Breaker

Features and Ratings

- MODULE RATING: 2000 AMPS MAX.
- MAIN BUS RATING: 2000 AMPS
- MAIN HORIZONTAL BUS RATING: 1200 AMPS MAX. (1200 AMPS MAX. FEED PER SIDE)
- BREAKER RATING: 2000 AMPS MAX.
- 120/240 VOLTS~, 1 PHASE, 3 WIRE
- 208Y/120 VOLTS~, 1 PHASE, 3 WIRE (FROM 3 PHASE, 4 WIRE NETWORK)
- INDOOR ENCLOSURE
- FOR UNDERGROUND SERVICE ONLY
- FEED THRU AND CROSS BUS OUTPUT

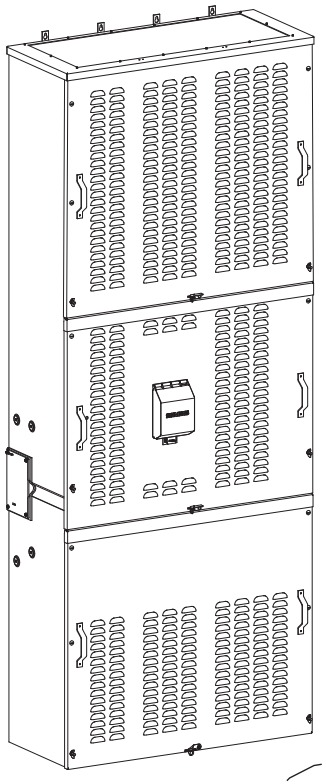

Catalog Numbers

Catalog No.	Breaker Rating (Max)	Breaker Type	Interrupting Rating(Max)
BFT12000B	2000 Amps	RXD6	65,000
BFT12000BU	2000 Amps	HRXD6	100,000

VIEW SHOWN WITHOUT COVERS

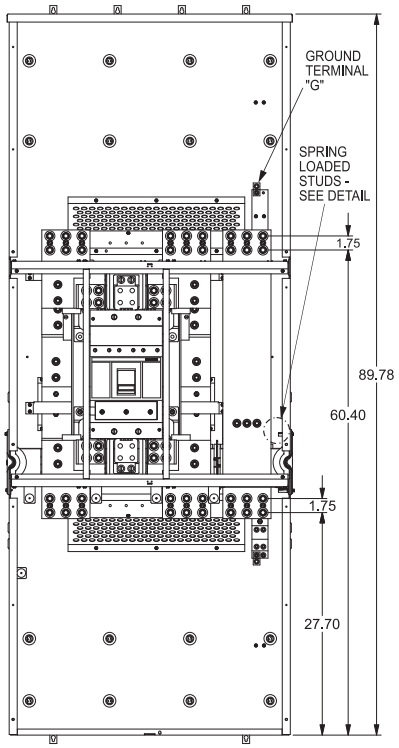

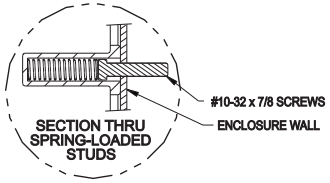

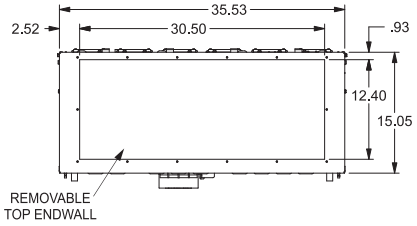

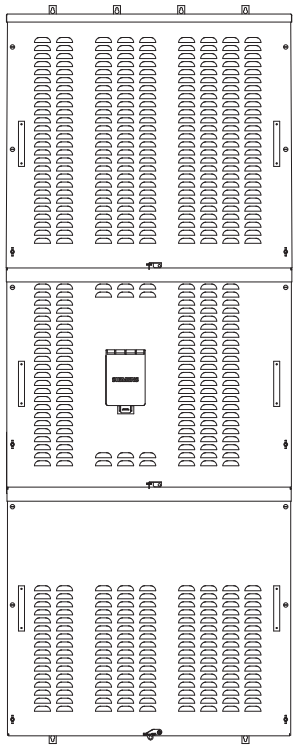

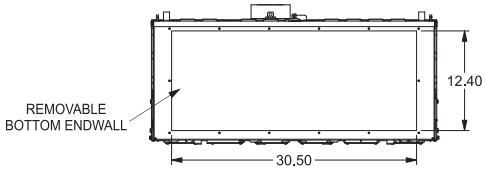

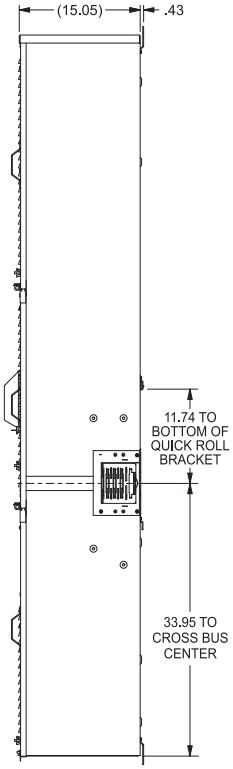

Catalog No. BFT12000BU Shown

Lug Kits and Replacement Parts

Lugs for Phase and Neutral Connections (not supplied)					
Lug No. ①	MFG	Wire Range	Type	No. Wires per phase	Torque (lb.-in.)
LK16750N2	Siemens	300-750 kcmil	Mechanical	6	500
LK18500N2CD	Siemens	300-500 kcmil Copper	Mechanical	8	500
LK18750N2AD	Siemens	300-750 kcmil Aluminum	Mechanical	8	500
2ACL-750	ILSCO	750 kcmil	Compression	6	NA ②

① Order one mechanical lug kit for mains and neutral. Additional lug kit is required for feed-thru terminals. Contact lug manufacturer for compression lug quantities supplied for each kit.
② See lug manufacturer's instruction sheet supplied with the connector for tool, die, and number of crimps.

Additional Modules

IMPORTANT - for use with:

Module	Siemens Series#
Main Breakers	(W)MC, WB, WEB, WXB, BFT
Switches	WMP, WMS, WS, WES, WXS
Tap/Terminal Boxes	WMTB, WTB, WET, WT_PU, WTBN, WBT
Pull Boxes	WMMB
Meter Module	(W)MM, WxMM, (W)MT, (W)ML, (W)MK, (W)MLZ(F)
Meter Combinations	WC, WCL, WCT
Extension Box	WMEX, WSP, WSPD
Bussed Elbow	BE, WELB

Accessories

ECMMGBE - Ground Bus Extension
Ground Terminal G (Accessory Cat.# ECMLK3225):
Wire size #4-300 kcmil. Torque terminal to 250 lb.-in.

Connect Modules Using:	Catalog Number / Torque
QuickConnect	QC1, Torque 400-440 lb-in (35-36 ft.-lb.)

Equip Ground Acc'y Cat. No. ECLX072M

Small Terminals	Large Terminals
Wire Range / Torque	*Wire Range / Torque*
10-14 AWG 20 lb-in	10-14 AWG 35 lb-in
8 AWG . . . . 25 lb-in	8 AWG . . . . 40 lb-in
6 AWG . . . . 35 lb-in	1/0-6 AWG . 45 lb-in

Schematic

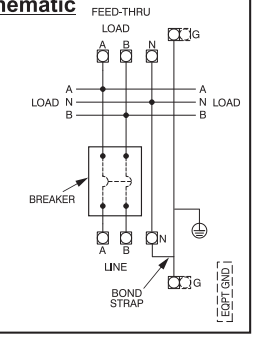

Indoor, 3 Phase, Main Feed-Thru, UG, 1200A Breaker

Features and Ratings

- MODULE RATING: 1200 AMPS MAX.
- MAIN BUS RATING: 1200 AMPS
- MAIN HORIZONTAL BUS RATING: 1200 AMPS MAX.
- BREAKER RATING: 1200A MAX.
- 208Y/120 VAC, 3 PHASE, 4 WIRE
- 240/120 VAC, 3 PHASE, 4 WIRE, DELTA (B PHASE IS HIGH LEG)
- INDOOR ENCLOSURE
- FOR UNDERGROUND SERVICE ONLY
- FEED THRU AND CROSS BUS OUTPUT

Catalog Numbers

Catalog No.	Breaker Rating (Max)	Breaker Type	Interrupting Rating(Max)
BFT31200B	1200 Amps	PXD6	65,000
BFT31200BU	1200 Amps	HPXD6	100,000

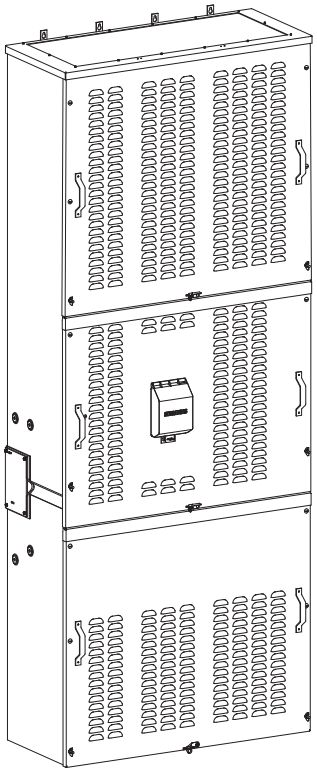

VIEW SHOWN WITHOUT COVERS

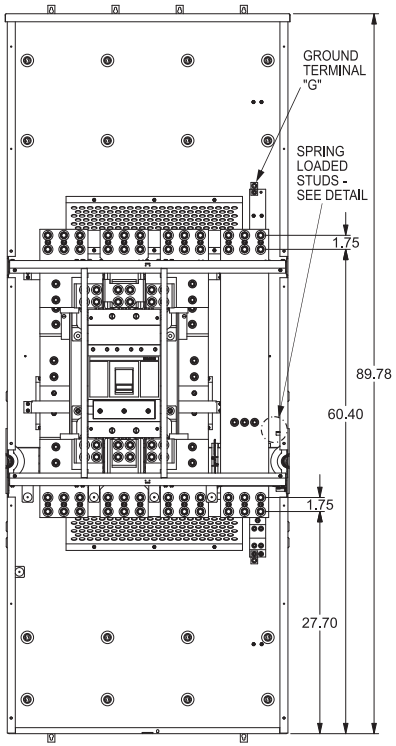

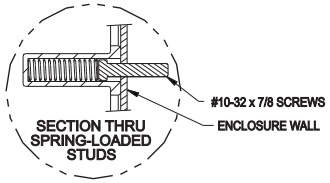



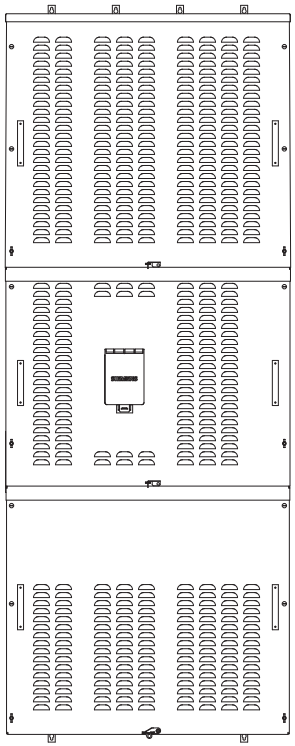

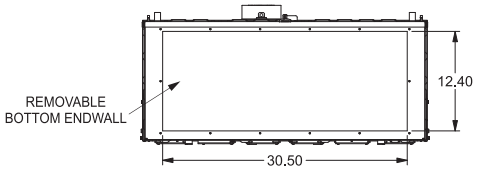

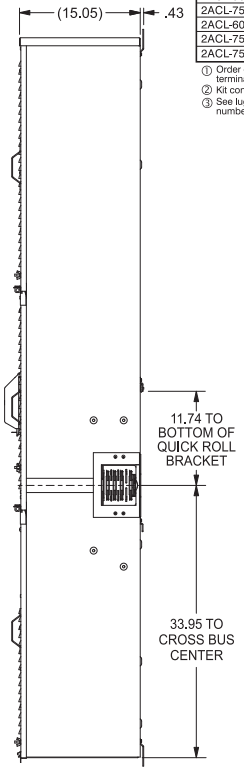

Catalog No. BFT31200BU Shown

Lug Kits and Replacement Parts

Lugs for Phase and Neutral Connections (not supplied)

Lug No. ①	MFG	Wire Range	Type	No. Wires per phase	Torque (lb.-in.)
LK33750N2	Siemens	300-750 kcmil	Mechanical	3	500 ②
LK34500N2	Siemens	1/0-500 kcmil	Mechanical	4	500
LK35600N2	Siemens	1/0-600 kcmil	Mechanical	5	500
LK35750N2	Siemens	300-750 kcmil	Mechanical	5	500
LK36750N2	Siemens	300-750 kcmil	Mechanical	6	500
LK38500N2CD	Siemens	300-500 kcmil Copper	Mechanical	8	500
LK38750N2AD	Siemens	300-750 kcmil Aluminum	Mechanical	8	500
2ACL-500	ILSCO	500 kcmil	Compression	4	NA ③
2ACL-750	ILSCO	750 kcmil	Compression	3	NA ③
2ACL-600	ILSCO	500 kcmil	Compression	5	NA ③
2ACL-750	ILSCO	750 kcmil	Compression	5	NA ③
2ACL-750	ILSCO	750 kcmil	Compression	6	NA ③

① Order one mechanical lug kit for mains and neutral. Additional lug kit is required for feed-thru terminals. Contact lug manufacturer for compression lug quantities supplied for each kit.
② Kit contains more than one lug type.
③ See lug manufacturer's instruction sheet supplied with the connector for tool, die, and number of crimps.

Additional Modules

IMPORTANT - for use with:

Module	Siemens Series#
Main Breakers	(W)MC, WB, WEB, WXB, BFT
Switches	WMP, WMS, WS, WES, WXS
Tap/Terminal Boxes	WMTB, WTB, WET, WT_PU, WTBN, WBT
Pull Boxes	WMMB
Meter Module	(W)MM, WxMM, (W)MT, (W)ML, (W)MK, (W)MLZ(F)
Meter Combinations	WC, WCL, WCT
Extension Box	WMEX, WSP, WSPD
Bussed Elbow	BE, WELB

Accessories

ECMMGBE - Ground Bus Extension
Ground Terminal G (Accessory Cat.# ECMLK3225):
Wire size #4-300 kcmil. Torque terminal to 250 lb.-in.

Connect Modules Using:	Catalog Number / Torque
QuickConnect	QC4, Torque 400-440 lb-in (35-36 ft.-lb.)

Equip Ground Acc'y Cat. No. ECLX072M

Small Terminals	Large Terminals
Wire Range / Torque	*Wire Range / Torque*
10-14 AWG 20 lb-in	10-14 AWG 35 lb-in
8 AWG . . . . 25 lb-in	8 AWG . . . . 40 lb-in
6 AWG . . . . 35 lb-in	1/0-6 AWG . 45 lb-in

Schematic

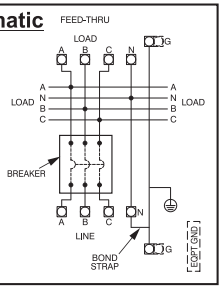

Indoor, 3 Phase, Main Feed-Thru, UG, 1400A Breaker

Features and Ratings

- MODULE RATING: 1400 AMPS MAX.
- MAIN BUS RATING: 1400 AMPS
- MAIN HORIZONTAL BUS RATING: 1200 AMPS MAX. (1200 AMPS MAX FEED PER SIDE)
- BREAKER RATING: 1400 AMPS MAX.
- 208Y/120 VAC, 3 PHASE, 4 WIRE
- 240/120 VAC, 3 PHASE, 4 WIRE, DELTA (B PHASE IS HIGH LEG)
- INDOOR ENCLOSURE
- FOR UNDERGROUND SERVICE ONLY
- FEED THRU AND CROSS BUS OUTPUT

Catalog Numbers

Catalog No.	Breaker Rating (Max)	Breaker Type	Interrupting Rating(Max)
BFT31400B	1400 Amps	PXD6	65,000
BFT31400BU	1400 Amps	HPXD6	100,000

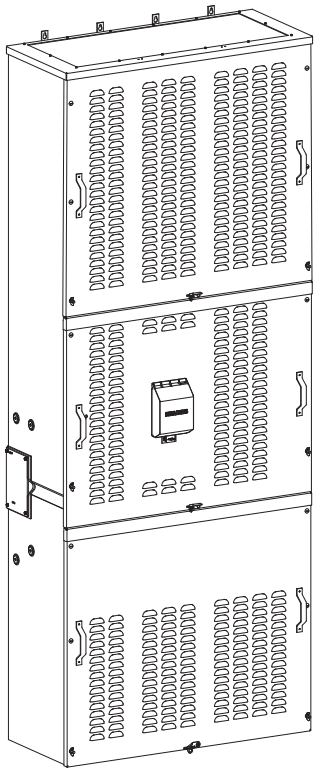

VIEW SHOWN WITHOUT COVERS

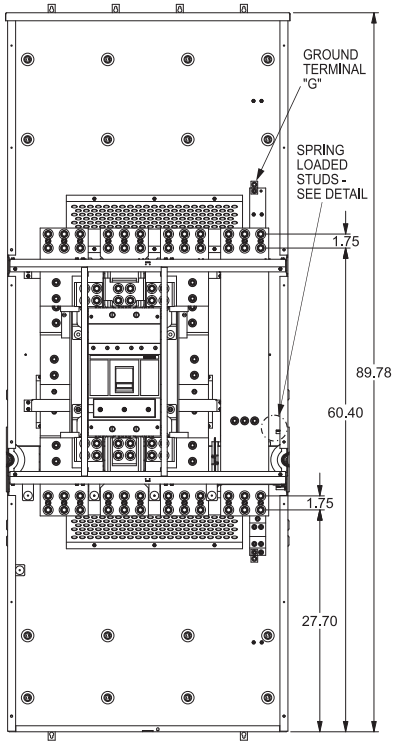

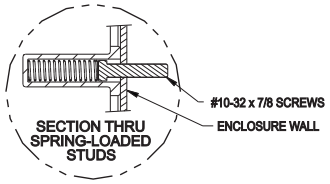

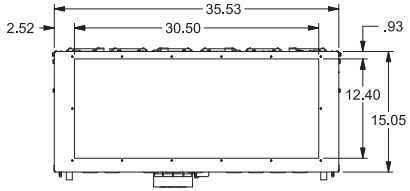

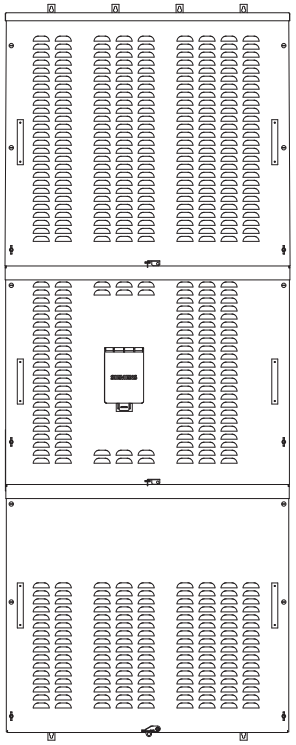

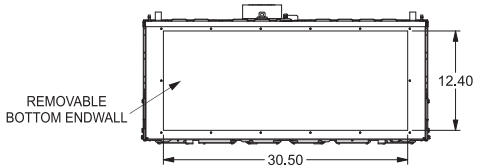

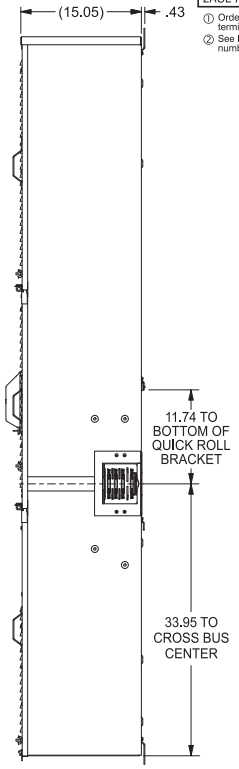

Catalog No. BFT31400BU Shown

Lug Kits and Replacement Parts

Lugs for Phase and Neutral Connections (not supplied)

Lug No. ①	MFG	Wire Range	Type	No. Wires per phase	Torque (lb.-in.)
LK35600N2	Siemens	1/0-600 kcmil	Mechanical	5	500
LK35750N2	Siemens	300-750 kcmil	Mechanical	5	500
LK36750N2	Siemens	300-750 kcmil	Mechanical	6	500
LK38500N2CD	Siemens	300-500 kcmil Copper	Mechanical	8	500
LK38750N2AD	Siemens	300-750 kcmil Aluminum	Mechanical	8	500
2ACL-600	ILSCO	500 kcmil	Compression	5	NA ②
2ACL-750	ILSCO	750 kcmil	Compression	5	NA ②
2ACL-750	ILSCO	750 kcmil	Compression	6	NA ②

① Order one mechanical lug kit for mains and neutral. Additional lug kit is required for feed-thru terminals. Contact lug manufacturer for compression lug quantities supplied for each kit.
② See lug manufacturer's instruction sheet supplied with the connector for tool, die, and number of crimps.

Additional Modules

IMPORTANT - for use with:

Module	Siemens Series#
Main Breakers	(W)MC, WB, WEB, WXB, BFT
Switches	WMP, WMS, WS, WES, WXS
Tap/Terminal Boxes	WMTB, WTB, WET, WT_PU, WTBN, WBT
Pull Boxes	WMMB
Meter Module	(W)MM, WxMM, (W)MT, (W)ML, (W)MK, (W)MLZ(F)
Meter Combinations	WC, WCL, WCT
Extension Box	WMEX, WSP, WSPD
Bussed Elbow	BE, WELB

Accessories

ECMMGBE - Ground Bus Extension
Ground Terminal G (Accessory Cat.# ECMLK3225):
Wire size #4-300 kcmil. Torque terminal to 250 lb.-in.

Connect Modules Using:	Catalog Number / Torque
QuickConnect	QC4, Torque 400-440 lb-in (35-36 ft.-lb.)

Equip Ground Acc'y Cat. No. ECLX072M

Small Terminals	Large Terminals
Wire Range / Torque	*Wire Range / Torque*
10-14 AWG 20 lb-in	10-14 AWG 35 lb-in
8 AWG . . . . 25 lb-in	8 AWG . . . . 40 lb-in
6 AWG . . . . 35 lb-in	1/0-6 AWG . 45 lb-in

Schematic

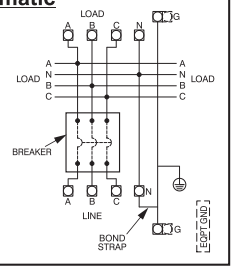

Indoor, 3 Phase, Main Feed-Thru, UG, 1600A Breaker

Features and Ratings

- MODULE RATING: 1600 AMPS MAX.
- MAIN BUS RATING: 1600 AMPS
- MAIN HORIZONTAL BUS RATING: 1200 AMPS MAX. (1200A MAX FEED PER SIDE)
- BREAKER RATING: 1600A MAX.
- 208Y/120 VAC, 3 PHASE, 4 WIRE
- 240/120 VAC, 3 PHASE, 4 WIRE, DELTA (B PHASE IS HIGH LEG)
- INDOOR ENCLOSURE
- FOR UNDERGROUND SERVICE ONLY
- FEED THRU AND CROSS BUS OUTPUT

Catalog Numbers

Catalog No.	Breaker Rating (Max)	Breaker Type	Interrupting Rating(Max)
BFT31600B	1600 Amps	PXD6	65,000
BFT31600BU	1600 Amps	HPXD6	100,000

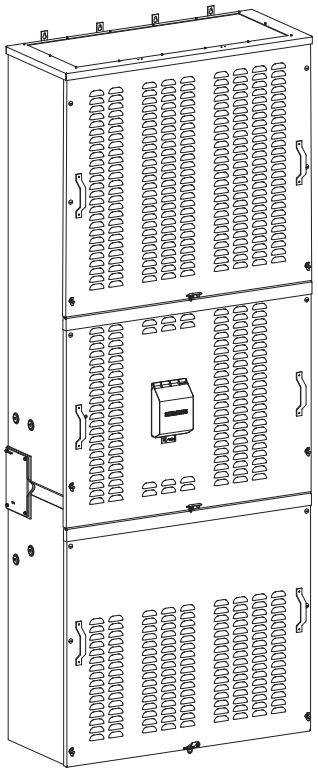

VIEW SHOWN WITHOUT COVERS

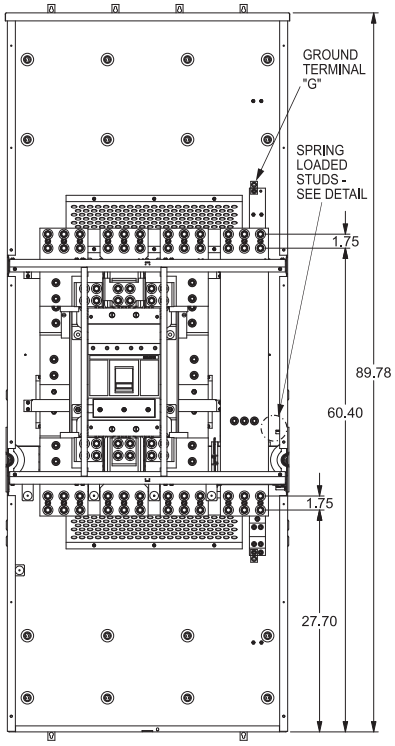

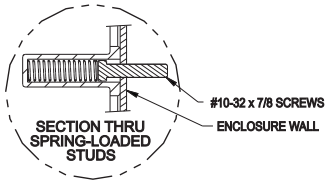

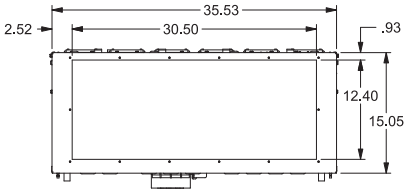

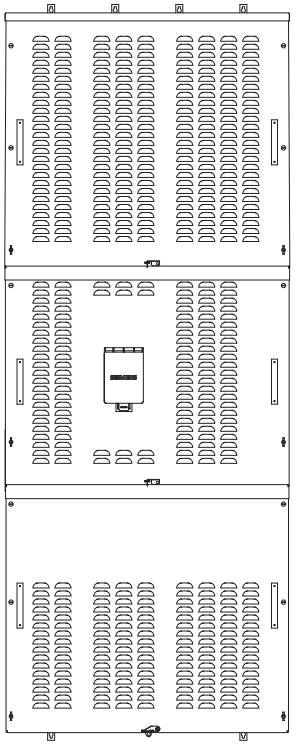

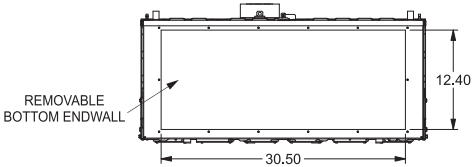

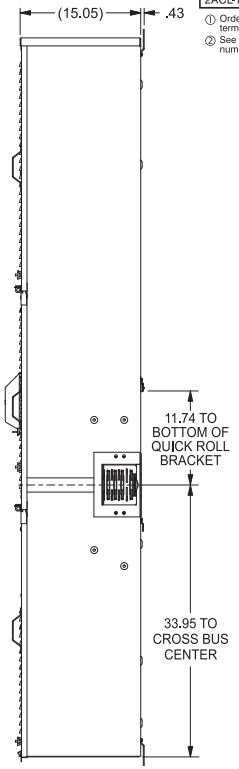

Catalog No. BFT31600BU Shown

Lug Kits and Replacement Parts

Lugs for Phase and Neutral Connections (not supplied)					
Lug No. ①	MFG	Wire Range	Type	No. Wires per phase	Torque (lb.-in.)
LK35600N2	Siemens	1/0-600 kcmil	Mechanical	5	500
LK35750N2	Siemens	300-750 kcmil	Mechanical	5	500
LK36750N2	Siemens	300-750 kcmil	Mechanical	6	500
LK38500N2CD	Siemens	300-500 kcmil Copper	Mechanical	8	500
LK38750N2AD	Siemens	300-750 kcmil Aluminum	Mechanical	8	500
2ACL-600	ILSCO	500 kcmil	Compression	5	NA ②
2ACL-750	ILSCO	750 kcmil	Compression	5	NA ②
2ACL-750	ILSCO	750 kcmil	Compression	6	NA ②

① Order one mechanical lug kit for mains and neutral. Additional lug kit is required for feed-thru terminals. Contact lug manufacturer for compression lug quantities supplied for each kit.

② See lug manufacturer's instruction sheet supplied with the connector for tool, die, and number of crimps.

Additional Modules

IMPORTANT - for use with:

Module	Siemens Series#
Main Breakers	(W)MC, WB, WEB, WXB, BFT
Switches	WMP, WMS, WS, WES, WXS
Tap/Terminal Boxes	WMTB, WTB, WET, WT_PU, WTBN, WBT
Pull Boxes	WMMB
Meter Module	(W)MM, WxMM, (W)MT, (W)ML, (W)MK, (W)MLZ(F)
Meter Combinations	WC, WCL, WCT
Extension Box	WMEX, WSP, WSPD
Bussed Elbow	BE, WELB

Accessories

ECMMGBE - Ground Bus Extension
Ground Terminal G (Accessory Cat.# ECMLK3225):
Wire size #4-300 kcmil. Torque terminal to 250 lb.-in.

Connect Modules Using:	Catalog Number / Torque
QuickConnect	QC4, Torque 400-440 lb-in (35-36 ft.-lb.)

Equip Ground Acc'y Cat. No. ECLX072M

Small Terminals	Large Terminals
Wire Range / Torque	*Wire Range / Torque*
10-14 AWG 20 lb-in	10-14 AWG 35 lb-in
8 AWG . . . . 25 lb-in	8 AWG . . . . 40 lb-in
6 AWG . . . . 35 lb-in	1/0-6 AWG . 45 lb-in

Schematic

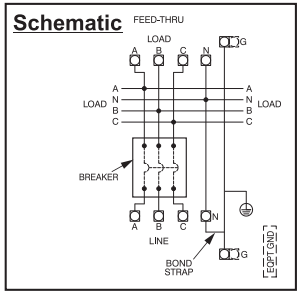

Indoor, 3 Phase, Main Feed-Thru, UG, 1800A Breaker

Features and Ratings

- MODULE RATING: 1800 AMPS MAX.
- MAIN BUS RATING: 1800 AMPS
- MAIN HORIZONTAL BUS RATING: 1200 AMPS MAX. (1200A MAX FEED PER SIDE)
- BREAKER RATING: 1800A MAX.
- 208Y/120 VAC, 3 PHASE, 4 WIRE
- 240/120 VAC, 3 PHASE, 4 WIRE, DELTA (B PHASE IS HIGH LEG)
- INDOOR ENCLOSURE
- FOR UNDERGROUND SERVICE ONLY
- FEED THRU AND CROSS BUS OUTPUT

Catalog Numbers

Catalog No.	Breaker Rating (Max)	Breaker Type	Interrupting Rating(Max)
BFT31800B	1800 Amps	RXD6	65,000
BFT31800BU	1800 Amps	HRXD6	100,000

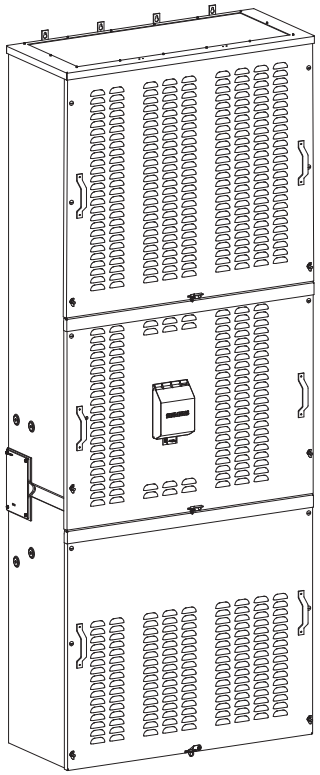

VIEW SHOWN WITHOUT COVERS

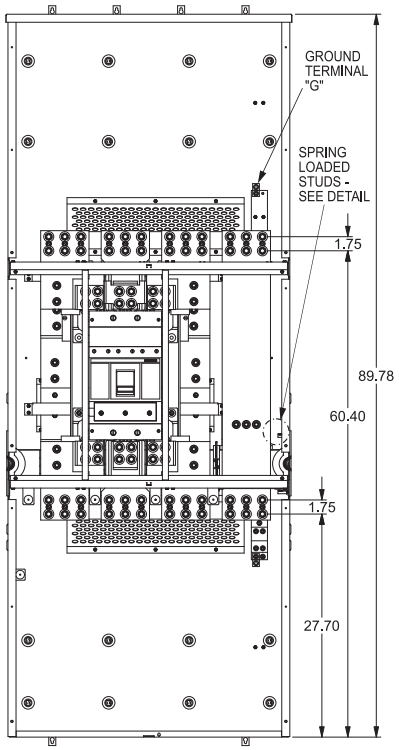

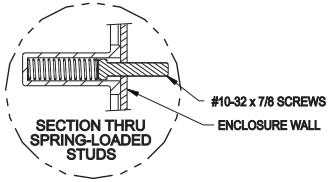

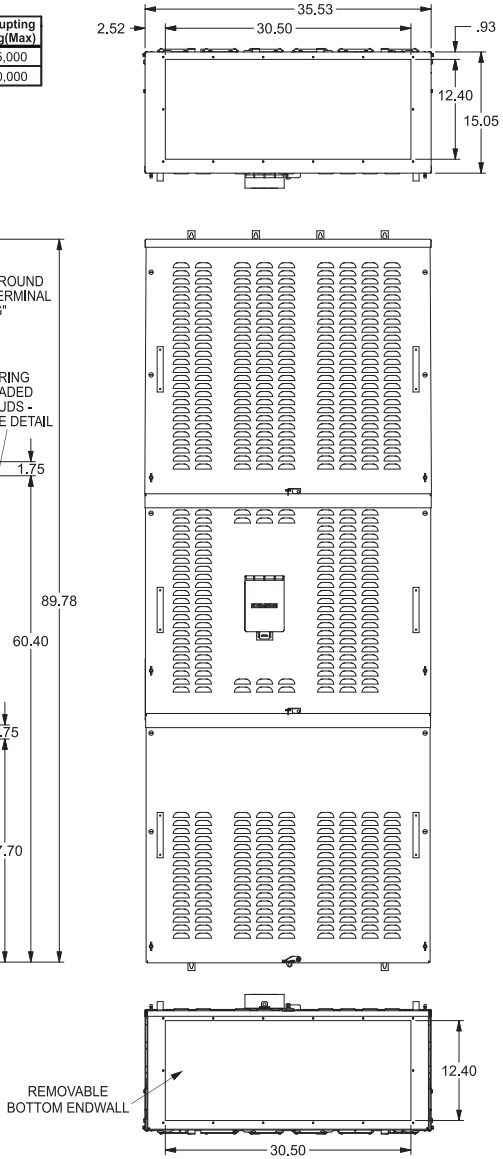

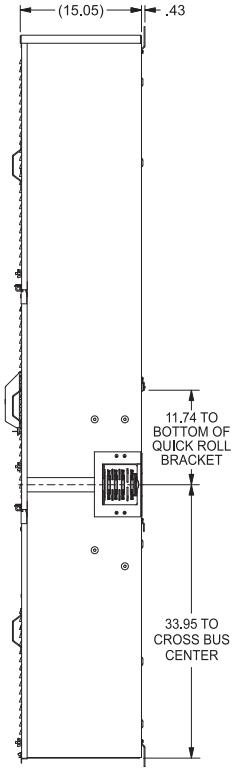

Catalog No. BFT31800BU Shown

Lug Kits and Replacement Parts

Lugs for Phase and Neutral Connections (not supplied)					
Lug No. ①	MFG	Wire Range	Type	No. Wires per phase	Torque (lb.-in.)
LK36750N2	Siemens	300-750 kcmil	Mechanical	6	500
LK38500N2CD	Siemens	300-500 kcmil Copper	Mechanical	8	500
LK38750N2AD	Siemens	300-750 kcmil Aluminum	Mechanical	8	500
2ACL-750	ILSCO	750 kcmil	Compression	6	NA ②

① Order one mechanical lug kit for mains and neutral. Additional lug kit is required for feed-thru terminals. Contact lug manufacturer for compression lug quantities supplied for each kit.
② See lug manufacturer's instruction sheet supplied with the connector for tool, die, and number of crimps.

Additional Modules

IMPORTANT - for use with:

Module	Siemens Series#
Main Breakers	(W)MC, WB, WEB, WXB, BFT
Switches	WMP, WMS, WS, WES, WXS
Tap/Terminal Boxes	WMTB, WTB, WET, WT_PU, WTBN, WBT
Pull Boxes	WMMB
Meter Module	(W)MM, WxMM, (W)MT, (W)ML, (W)MK, (W)MLZ(F)
Meter Combinations	WC, WCL, WCT
Extension Box	WMEX, WSP, WSPD
Bussed Elbow	BE, WELB

Accessories

ECMMGBE - Ground Bus Extension
Ground Terminal G (Accessory Cat.# ECMLK3225):
Wire size #4-300 kcmil. Torque terminal to 250 lb.-in.

Connect Modules Using:	Catalog Number / Torque
QuickConnect	QC4, Torque 400-440 lb-in (35-36 ft.-lb.)

Equip Ground Acc'y Cat. No. ECLX072M

Small Terminals	Large Terminals
Wire Range / Torque	*Wire Range / Torque*
10-14 AWG 20 lb-in	10-14 AWG 35 lb-in
8 AWG . . . . 25 lb-in	8 AWG . . . . 40 lb-in
6 AWG . . . . 35 lb-in	1/0-6 AWG . 45 lb-in

Schematic

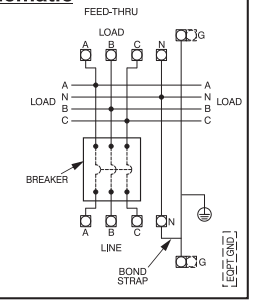

Indoor, 3 Phase, Main Feed-Thru, UG, 2000A Breaker

Features and Ratings

- MODULE RATING: 2000 AMPS MAX.
- MAIN BUS RATING: 2000 AMPS
- MAIN HORIZONTAL BUS RATING: 1200 AMPS MAX. (1200A MAX FEED PER SIDE)
- BREAKER RATING: 2000A MAX.
- 208Y/120 VAC, 3 PHASE, 4 WIRE
- 240/120 VAC, 3 PHASE, 4 WIRE, DELTA (B PHASE IS HIGH LEG)
- INDOOR ENCLOSURE
- FOR UNDERGROUND SERVICE ONLY
- FEED THRU AND CROSS BUS OUTPUT

Catalog Numbers

Catalog No.	Breaker Rating (Max)	Breaker Type	Interrupting Rating(Max)
BFT32000B	2000 Amps	RXD6	65,000
BFT32000BU	2000 Amps	HRXD6	100,000

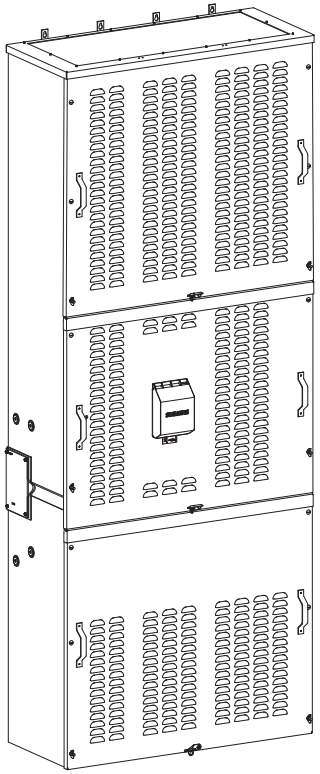

VIEW SHOWN WITHOUT COVERS

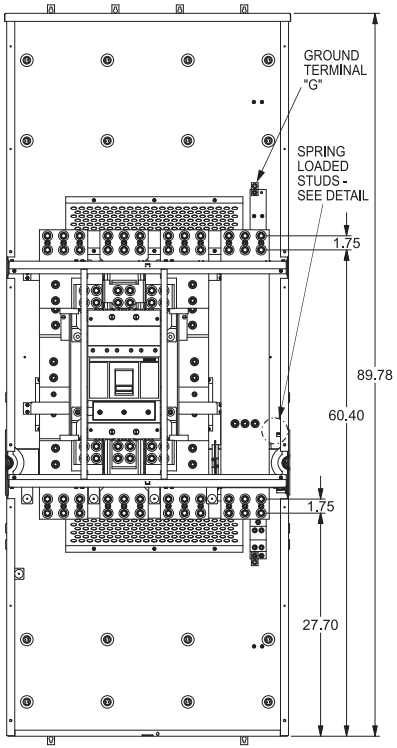

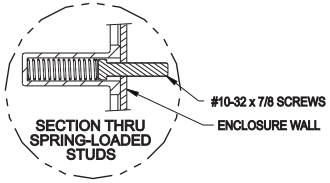



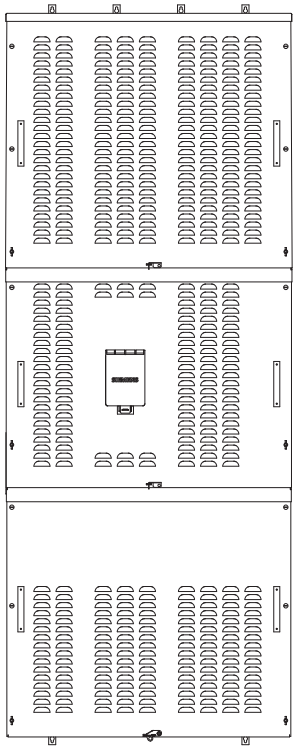

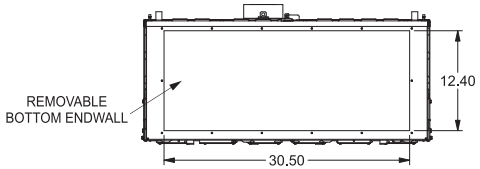

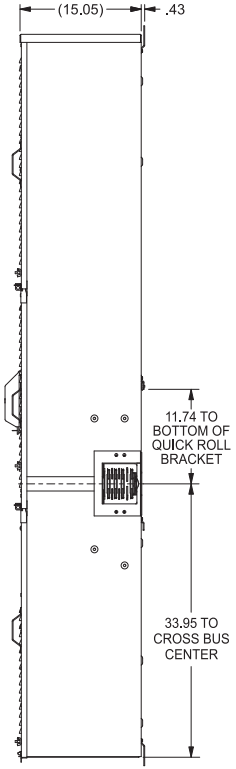

Catalog No. BFT32000BU Shown

Lug Kits and Replacement Parts

Lugs for Phase and Neutral Connections (not supplied)					
Lug No. ①	MFG	Wire Range	Type	No. Wires per phase	Torque (lb.-in.)
LK36750N2	Siemens	300-750 kcmil	Mechanical	6	500
LK38500N2CD	Siemens	300-500 kcmil Copper	Mechanical	8	500
LK38750N2AD	Siemens	300-750 kcmil Aluminum	Mechanical	8	500
2ACL-750	ILSCO	750 kcmil	Compression	6	NA ②

① Order one mechanical lug kit for mains and neutral. Additional lug kit is required for feed-thru terminals. Contact lug manufacturer for compression lug quantities supplied for each kit.
② See lug manufacturer's instruction sheet supplied with the connector for tool, die, and number of crimps.

Additional Modules

IMPORTANT - for use with:

Module	Siemens Series#
Main Breakers	(W)MC, WB, WEB, WXB, BFT
Switches	WMP, WMS, WS, WES, WXS
Tap/Terminal Boxes	WMTB, WTB, WET, WT_PU, WTBN, WBT
Pull Boxes	WMMB
Meter Module	(W)MM, WxMM, (W)MT, (W)ML, (W)MK, (W)MLZ(F)
Meter Combinations	WC, WCL, WCT
Extension Box	WMEX, WSP, WSPD
Bussed Elbow	BE, WELB

Accessories

ECMMGBE - Ground Bus Extension
Ground Terminal G (Accessory Cat.# ECMLK3225):
Wire size #4-300 kcmil. Torque terminal to 250 lb.-in.

Connect Modules Using:	Catalog Number / Torque
QuickConnect	QC4, Torque 400-440 lb-in (35-36 ft.-lb.)

Equip Ground Acc'y Cat. No. ECLX072M

Small Terminals	Large Terminals
Wire Range / Torque	*Wire Range / Torque*
10-14 AWG 20 lb-in	10-14 AWG 35 lb-in
8 AWG . . . . 25 lb-in	8 AWG . . . . 40 lb-in
6 AWG . . . . 35 lb-in	1/0-6 AWG . 45 lb-in

Schematic

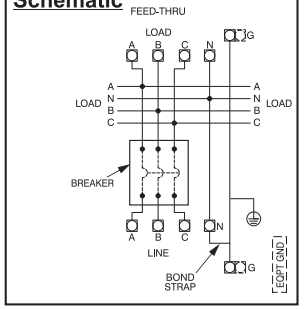

Published by
Siemens 2017

Siemens Industry, Inc.
5400 Triangle Parkway
Norcross, GA 30092

1-800-241-4453
info.us@siemens.com

Order No. RPBR-BFTSA-1017

usa.siemens.com/powermod
Printed in USA
All Rights Reserved
© 2017, Siemens Industry, Inc.

The technical data presented in this document is based on an actual case or on as-designed parameters, and therefore should not be relied upon for any specific application and does not constitute a performance guarantee for any projects. Actual results are dependent on variable conditions. Accordingly, Siemens does not make representations, warranties, or assurances as to the accuracy, currency or completeness of the content contained herein. If requested, we will provide specific technical data or specifications with respect to any customer's particular applications. Our company is constantly involved in engineering and development. For that reason, we reserve the right to modify, at any time, the technology and product specifications contained herein.