

Revised P1 Panelboard 250 & 400A

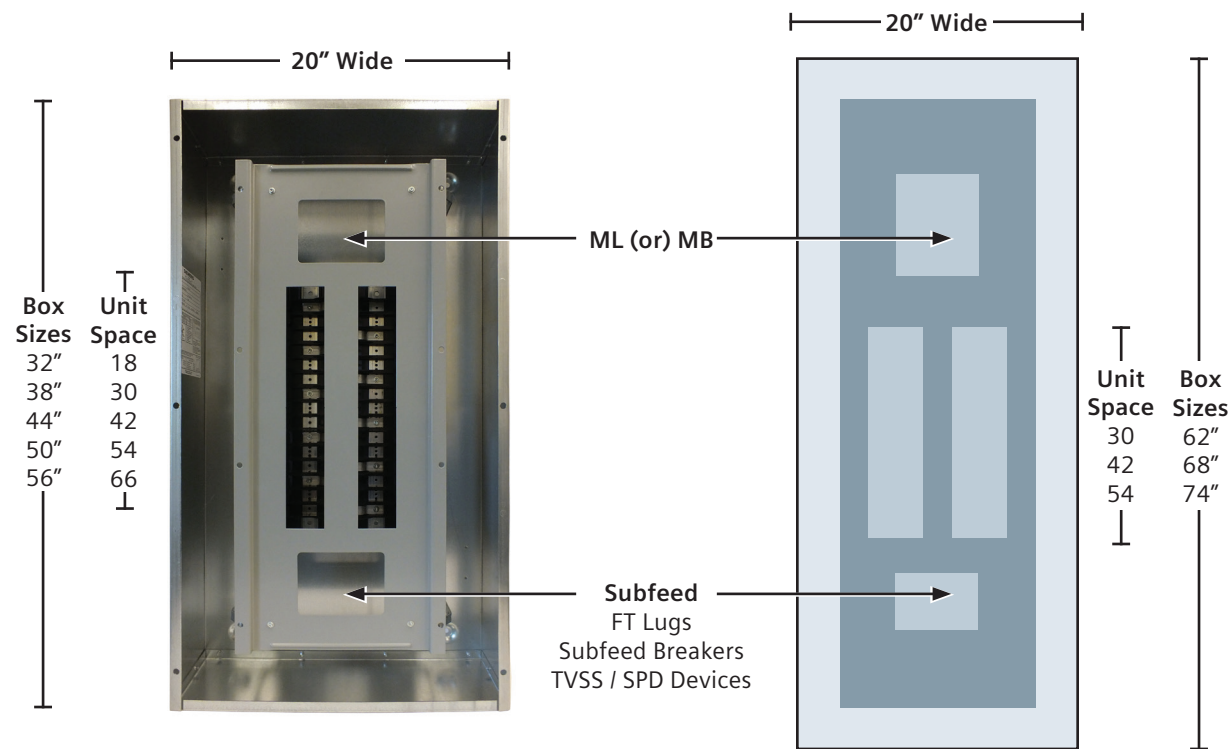
All FT and NFT are invertable in field – Top-feed or Bottom-feed

- Invertability
- Flexibility

FT

250A MLO/MB

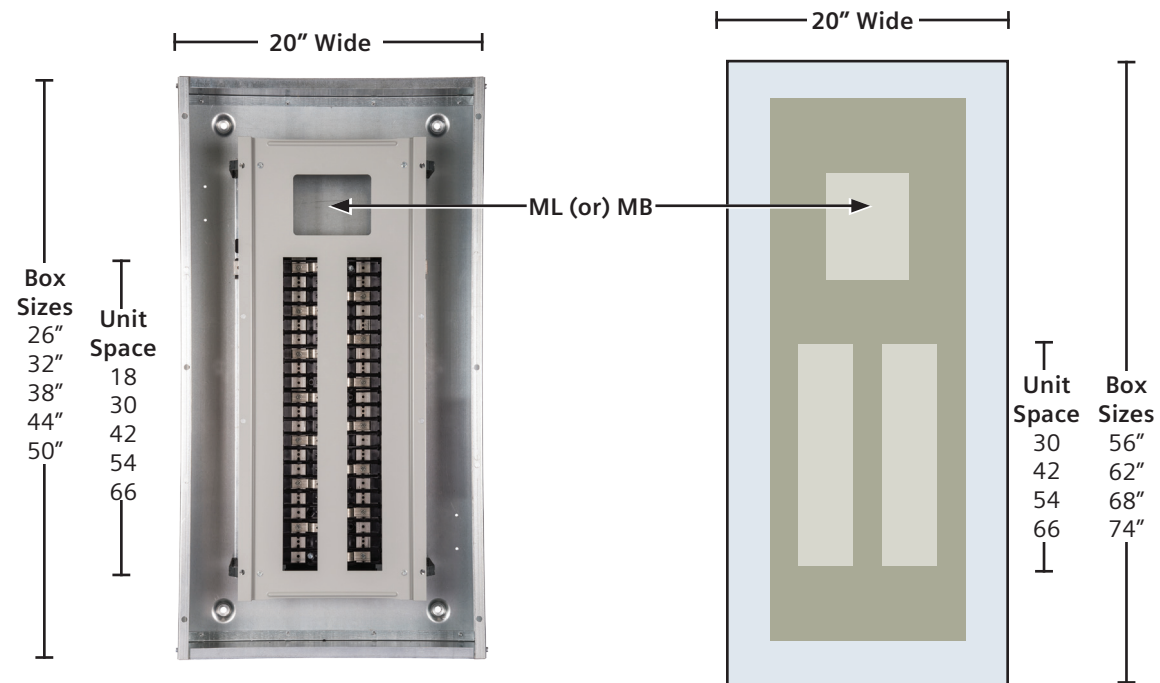
400A MLO / MB



NFT

250A MLO/MB

400A MLO / MB



Revised P1 Panelboard FAQs

New Features and Options for "Revised P1" Offering compared to the "Original P1" panels

1. Non-Feed-thru (NFT) variations of the P1 Panels are now available for Factory assembled only (not UPB):

- Feed-Through (FT) versions are versions with a Sub-feed space that can be occupied by Feed-thru lugs, Subfeed Breaker or an SPD device. All Original P1 devices were FT versions.
- Non-Feed-thru (NFT) versions do not have the Subfeed space and therefore can fit into an enclosure 6" smaller than the FT version.

The NFT version will have a List price lower than the FT version if configured the same.

- Both FT and NFT variations are fully invertable in the field and can be used for either Top-feed or Bottom-feed applications.

2. Extended Circuits are now available:

Currently only 18, 30 and 42 circuits are available → 54 and 66 "extended circuit" panels are added for Revised P1

- P1-250A will have FT and NFT variations for all circuits: 18, 30, 42, 54 and 66 (xGB panels only available as FT)
- P1-400A will have FT and NFT variations for 30, 42, 54 circuits only. (xGB panels only available as FT)
 - The 66 circuit variation of 400A is only available in NFT due to enclosure size limit of 74" high.
 - Also P1-400A will not be available in 18 circuit variations.

→ Benefits: Many P2 and P3 applications can now move down to the P1 platform!

3. New Neutral Configurations are now available:

- The new Neutral system has been developed to accommodate the extended circuit variations without increasing costs.
- The new configuration is still a split neutral arrangement with connections down either side of the interior, but it is not full length as before. Neutral connections are still near the breakers, but not adjacent to each breaker connection. Many configurations have extra connections and some larger configurations will allow adding more connections if needed.

4. Unassembled Panelboard Program Changes:

- The UPB program will only get 54 circuit added to the program for both P1-250A and P1-400A.
- All UPB interiors will be the FT variation, the same as Original P1. (400A - 18 circuit is no longer available)
- All old Accessories/Kits will remain available for future needs in Original P1 installations.
- New Accessories/Kits are available - most are same as old kits with "A" added to end of part number. (see below)

5. Accessories and Kits for Revised P1 are replacing most of the Original P1 Kits:

- All Main/Subfeed Breaker Mounting kits are new. Both "Strap Kits" and Kits with Breakers.
- All Main Lug Kits are new.
- All Neutral Lug Kits are new.

6. BL/BQD and xGB (NGB/HGB/LGB) Main Breaker Usage is now available as a Back-Fed variation and in Main/Subfeed space.

- The Revised P1 interior "strap kits" for the BL/BQD and xGB series of breakers to be used in the "Main" or "Sub-Feed" positions. If needed to be used as a "Back-Fed" Main - we now have a "Main Label Kit" that allows the placement of the breaker in unit space to be used as the Main when labeled properly. This does reduce unit space by "2 circuits" in a single phase panel and by "3 circuits" in a 3-phase panel. Since 54 and 66 circuit panels are now available - this should not be an issue.

7. New B-Phase Bus configuration eliminates "Hump-bus" design

- The new flat bus with "B-Phase" connector has many benefits. Increases productivity at the plant and allows for replacement connectors in the field in case of a "stripped" connection.
- Accessory kits for both CU and AL variations of the B-Phase Connectors and A/C Connectors will be available for repair purposes only.

8. xGB Breaker series expansion: NGB remains, but HGB and LGB have been added

- This addition to the Breaker line will now allow many configurations to use the Revised P1 series or the P2 series platforms instead of the P3 platform. Net pricing to customer will be lower. See new ratings below:

NGB – 25,000 A IR Max. @ 480/277V AC / 100,000 A IR @ 240V AC
 HGB – 35,000 A IR Max. @ 480/277V AC / 100,000 A IR @ 240V AC
 LGB – 65,000 A IR Max. @ 480/277V AC / 100,000 A IR @ 240V AC

9. Misc. additional features:

- New 750 kcmil AL/CU MLO will be available as an option for 400A. (CU cable limited to 600kcmil)
- New 2/0 neutral kits are available. (used with 125A xGB and others) (Only available as a field installable option)
- New filler DFFP1 is introduced replacing QF3 (fits tighter in deadfront)

10. Misc. additional changes/notes:

- All DC voltage offerings are removed from scope of Revised P1 devices.

→ Customers will be moved to a P2 configuration for these DC Voltage applications.

- Limits on branch breaker size for 250A 18 circuit only:

- The new Revised P1 (18 circuit 250A only) is limited to 100A per connection (200A per pair)
- Original P1 and the Revised P1 allows for the following: (except as noted above)

- 1) 100A per connection (200A per pair) for BL/BQD construction
- 2) 125A per connection (250A per pair) for xGB construction

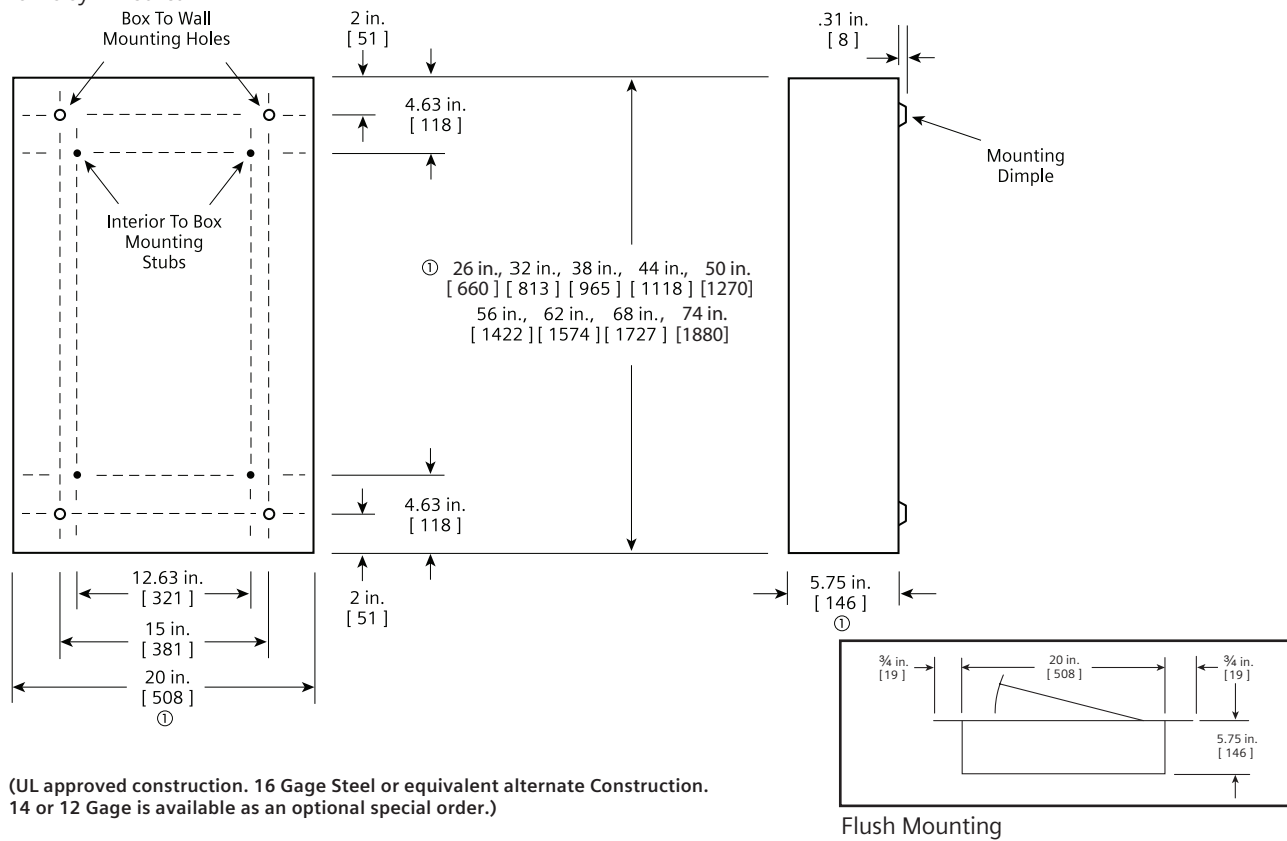
→ Some of our competition limits the total to 140A per pair on some panels.

Dimensions

Type P1 Panelboards

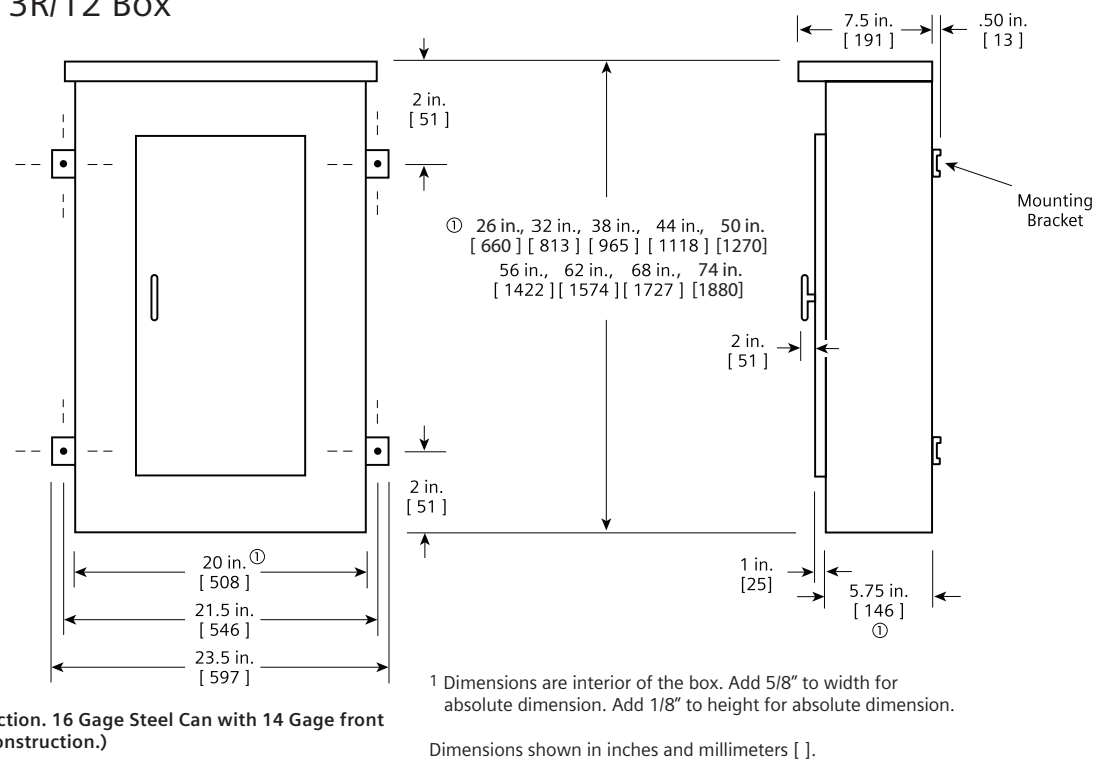
Type 1 Box

Box is symmetrical



(UL approved construction. 16 Gage Steel or equivalent alternate Construction. 14 or 12 Gage is available as an optional special order.)

Type 3R and 3R/12 Box



(UL approved construction. 16 Gage Steel Can with 14 Gage front or similar approved construction.)

Dimensions

Panelboards - Trim / Front



Standard Trim (FAS-Latch)

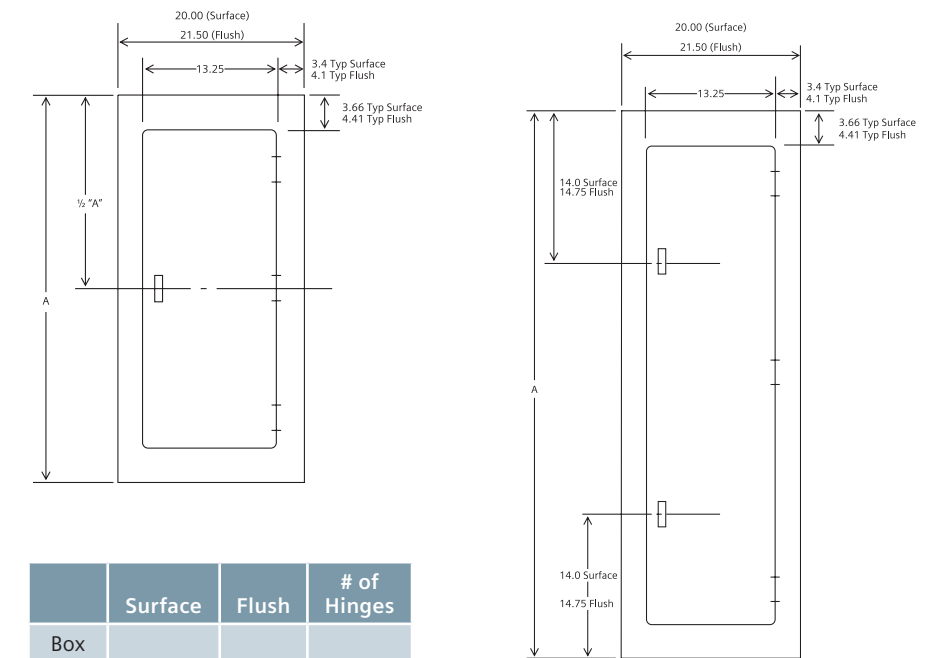
(14 Gage Standard - no options)

(UPB includes surface or flush versions of this style in chart on page 14. Other special fronts below are not part of the UPB program.)



Door in Door Front (14 Gage Standard /12 Gage optional)

Standard Trim (FAS-Latch) Typical Dimensions (Hinges available as shown on right side only) (Typical 14 Gage Steel construction or UL approved equivalent)



	Surface	Flush	# of Hinges
Box Size	A	A	
26	26	27.5	2
32	32	33.5	2
38	38	39.5	2
44	44	45.5	3
50	50	51.5	3

	Surface	Flush	# of Hinges
Box Size	A	A	
56	56	57.5	3
62	62	63.5	3
68	68	69.5	3
74	74	75.5	3



Hinged Front

Also available

- Screw to Box Trim (14 Gage Std./12 Gage Optional)
- Piano Hinge Trim (not available for 10 Gage)
 - a) Screw to box with Piano Hinge Door
 - b) Hinge to Box with Piano Hinge and Piano Hinge Door
 - c) Door-in-Door with Piano Hinge, Both Doors