

The Siemens logo is displayed in a bold, teal, sans-serif font.

Ingenuity for life

TPS3 Design Guide

Airport

Surge Protection Solutions

usa.siemens.com/surge

In today's electronic world, electrical systems for the home or business just aren't complete unless they incorporate surge protection. The most effective way to defend and safeguard this environment against damaging surges is by hardwiring surge protective devices (SPDs) throughout the electrical distribution system.

Ideally, every electrical panel should be surge protected, however, this may not be practical or feasible. Proven surge protection practices do not have to be complicated or costly. All that is required to effectively surge protect your facility is to answer the following questions:

1. Where should hard wired SPDs be installed on the electrical system?
2. What size and type SPD should be used?

Government studies suggest that the most efficient way to surge protect an electrical system is by applying hardwired surge protective devices at the main incoming electrical and communications services. Additional hardwired suppressors were recommended to prevent backfed surges that could bypass the primary electrical service SPD. Also, localized equipment SPDs are recommended to protect against residual and internally generated surges.

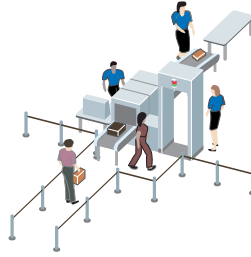
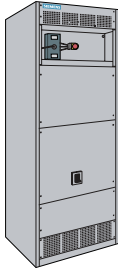
Following these practices, five common SPD electrical systems installation points can be identified. Applying surge protection at these points will maximize a facility's surge immunity. These locations can easily be remembered by using the following acronym, "The best surge protection installation is a S.O.L.I.D. one." Where S.O.L.I.D. stands for the following:

- S** Service Entrance
- O** Outside Loads Powered From Distribution Panels
- L** Lower Voltage Distribution Panels
- I** Individual Critical Equipment
- D** Data, Telephone and Coaxial Cables

The following example applies S.O.L.I.D. SPD protection to an Airport's electrical system. Listed on the back are SPDs with appropriately sized redundancies that we have found over the years to provide years of uninterrupted protection.

TPS3 Design Guide

Surge Protecting an Airport

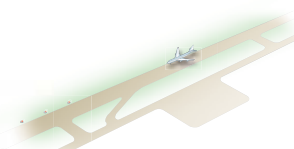
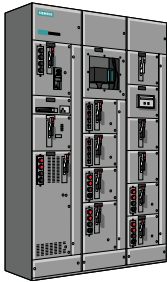


Service Entrance

Applying surge protection at the incoming electrical service “Stops Surges Before They Get In.” These types of surges contain the largest surge energy warranting 300 kA or more of surge current redundancy.

Individual Equipment

Even if surge protection is applied at the previously listed locations, redundant protection may be warranted for sensitive, costly equipment. This may include baggage scanning equipment, chillers, and drives.

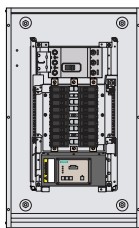


Outside Loads

SPDs should be installed at distribution panels feeding remote hangers, security shelters, parking lot lights, etc. to prevent back feeding surges entering the main terminal.

Data Lines

Security, fire alarm, and telephone systems using copper communications lines need protection especially for communication circuits running to and from separate buildings as well as runway signal controls.



Lower Voltage Panels

If the terminal is supplied with a higher system voltage (i.e. a 277/480V service), 120V panels need SPDs to condition residual surges leaving the service entrance SPD as well as any internally generated surges. Examples include panels powering security systems, flight status terminals, point of sale equipment or any other panels powering sensitive electronic-rich loads.

Siemens TPS3 SOLID Solutions

Service Entrance

Internal SPD	External SPD
TPS30630	TPS31230
Increased Redundancy	
TPS3L630	TPS3L1230

Outside Loads

Internal SPD	External SPD
TPS30515	TPS31220
Increased Redundancy	
TPS3L515	TPS3L1220

Lower Voltage Panels

Internal SPD	External SPD
TPS30215	TPS31115
Increased Redundancy	
TPS3L215	

Individual Equipment

External SPD	
TPS30910	TPS30350

Data Lines

External SPD
TPS30350



Siemens Industry, Inc.
 5400 Triangle Parkway
 Norcross, GA 30092
 888-333-3545
info.us@siemens.com

Order No. PDFL-SPDAP-0417
 Printed in USA
 All Rights Reserved.
 ©2017 Siemens Industry, Inc.

Subject to changes and errors. The information given in this document only contains general descriptions and/or performance features which may not always specifically reflect those described, or which may undergo modification in the course of further development of the products. The requested performance features are binding only when they are expressly agreed upon in the concluded contract.