


Dual Function AFCI/GFCI Circuit Breaker



Two state-of-the-art technologies combined in one device. Introducing the Dual Function Circuit Breaker that provides Combination Type Arc Fault and Class A 5mA Ground Fault protection in one device.

The 2014 National Electrical Code (NEC®) requires Arc Fault protection on kitchen and laundry circuits where Ground Fault protection is currently a requirement. One solution to meet this code is to pair an AFCI circuit breaker with a GFCI receptacle. The Dual function breaker will replace the Arc Fault breaker and the Ground Fault receptacle. Additionally, the breaker will help eliminate the use of two separate devices and improve cost savings.

It is recommended to test your Dual Function device every month.

Features

- Plug-in or bolt-on branch circuit breakers for Siemens load centers and panelboards
- Self Test feature as required by UL 943 effective June 2015
- Saving time – ease of installation – only One product to install vs. Two
- Saving money – Two safety devices combined into One.
- LED trip indicator – a Siemens exclusive!
- Available with interrupting rating of 10kA, 22kA or 65kA
- UL Listed CCN: DIYG
- Ratings:
 - HACR
 - SWD
 - 120 Volts AC
- Wire range:
 - #14 – #8 AWG Cu
 - #12 – #8 AWG Al
- Torque: 25 lb. in.
- Padlocking device available, use catalog number ECPLD1
- Both lugs at the same angle - for easier wiring

Catalog Number	Amperage Rating	Interrupting Rating	UL Type
----------------	-----------------	---------------------	---------

Siemens and Murray Bolt-On

B115DF	15	10kAIC	BFGA2
B120DF	20	10kAIC	
B115DFH	15	22kAIC	BFGAH2
B120DFH	20	22kAIC	
B115DFHH	15	65kAIC	HBFGA2
B120DFHH	20	65kAIC	

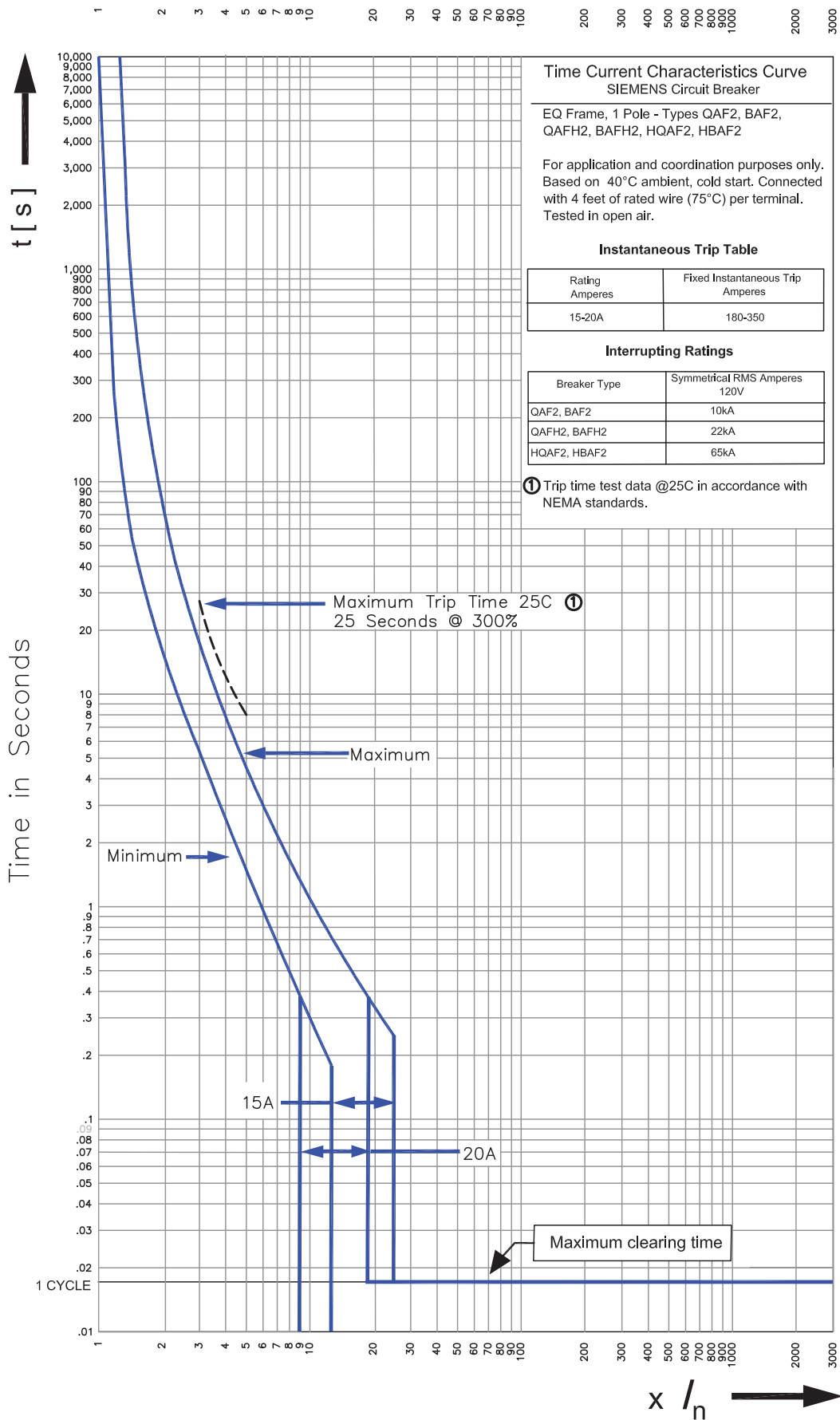
Siemens Plug-In

Q115DF	15	10kAIC	QFGA2
Q120DF	20	10kAIC	
Q115DFH	15	22kAIC	QFGAH2
Q120DFH	20	22kAIC	
Q115DFHH	15	65kAIC	HQFGA2
Q120DFHH	20	65kAIC	

Murray Plug-In

MP115DF	15	10kAIC	MP-GAT2
MP120DF	20	10kAIC	
MP115DFH	15	22kAIC	MP-HGAT2
MP120DFH	20	22kAIC	
MP115DFM	15	65kAIC	MP-MGAT2
MP120DFM	20	65kAIC	

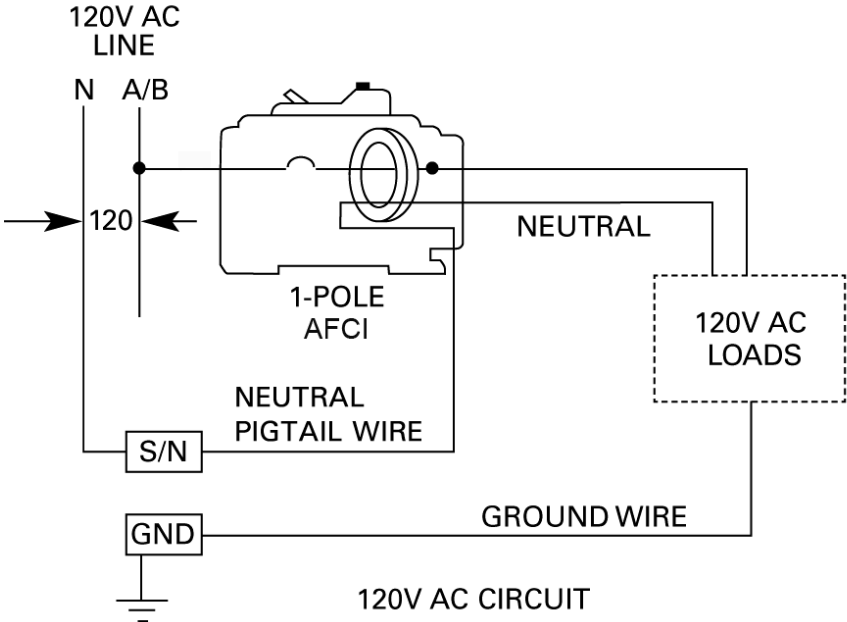
Time Current Characteristic Curves



Multiples of Continuous Current Rating

Wiring Diagram

1-Pole (1" wide)



**Published by
Siemens 2018**

Siemens Industry, Inc.
5400 Triangle Parkway
Norcross, GA 30092

Siemens Technical Support:
1-800-333-7421
info.us@siemens.com

Printed in USA
Order No. RPFL-DUALF-0318-CP
All Rights Reserved
© 2018, Siemens Industry, Inc.
usa.siemens.com/afci

The technical data presented in this document is based on an actual case or on as-designed parameters, and therefore should not be relied upon for any specific application and does not constitute a performance guarantee for any projects. Actual results are dependent on variable conditions. Accordingly, Siemens does not make representations, warranties, or assurances as to the accuracy, currency or completeness of the content contained herein. If requested, we will provide specific technical data or specifications with respect to any customer's particular applications. Our company is constantly involved in engineering and development. For that reason, we reserve the right to modify, at any time, the technology and product specifications contained herein.