

Specification Sheet

Ground Fault Circuit Interrupter

Class A 5mA

Features

- Available in 1-pole (15-30A) and 2-pole (15-60A) through 60 amp rating.
- Available in 10kA, 22kA and 65kA* interrupting rating. *65kA rating for 1 pole only.
- Includes Self Test as required by UL943 as an added safety feature.
- Suitable for a variety of construction applications: spas, hot tubs, kitchens, bathrooms, etc.
- Resists false tripping (shielded to prevent RF interference)
- Standard 1 inch per pole format with plug-in design
- UL Listed and CSA Certified
- Also available in BLF type (low tab bolt-on)
- Provides Class A GFCI protection
- HACR and SWD rated

Siemens GFCI circuit breakers are UL Listed and CSA Certified as Class A devices. Current imbalances of 4-6 milliamps or more between load conductors will cause the ground fault sensor to trip the circuit breaker.

These circuit breakers offer the Self Test feature as required by UL 943. UL suggests GFCI devices be tested every 30 days after installation to ensure they are properly working. Testing GFCIs on a monthly basis is a good idea that is sometimes forgotten. The Self Test feature enables the GFCI to automatically and continuously test itself to ensure that it is working properly. If it is detected that the device has been compromised, the device trips itself. This will help guarantee the best protection is given to your home at all times.



Note: A load neutral is not required on the circuit. However, the white line neutral (pigtail) must be connected to the panel neutral for the device to function.

The Siemens 2-pole GFCI circuit breaker can be installed on a 120/240V AC single phase, 3 wire system, the 120/240V AC portion of a 240/120 volt, 3 phase, 4 wire system, or on a 208Y/120 volt, 3 phase, 4 wire system. When installed on these systems, protection is provided for 2 wire, 240V AC or 208V AC circuits; 3 wire, 120/240V AC circuits.

The Siemens 1-pole GFCI circuit breaker is to be installed on a single-phase circuit rated 150 volts to ground or less.

Selection Information

Plug-in Ground-Fault Circuit Interrupters

Breaker Type	Amp Rating	10,000 A IR Catalog No.	22,000 A IR Catalog No.	65,000 A IR Catalog No.
--------------	------------	-------------------------	-------------------------	-------------------------

1-Pole 120V AC Plug-in

QPF2/QPHF2/ HQPF2	15	QF115A	QF115AH	QF115AHH
	20	QF120A	QF120AH	QF120AHH
	30	QF130A	QF130AH	QF130AHH

2-Pole 120/240V AC Plug-in

QPF/QPHF	15	QF215A	QF215AH	-
	20	QF220A	QF220AH	-
	30	QF230A	QF230AH	-
	40	QF240A	QF240AH	-
	50	QF250A	QF250AH	-
	60	QF260A	QF260AH	-

Bolt-on Ground-Fault Circuit Interrupters

Breaker Type	Amp Rating	10,000 A IR Catalog No.	22,000 A IR Catalog No.	65,000 A IR Catalog No.
--------------	------------	-------------------------	-------------------------	-------------------------

1-Pole 120V AC Bolt-on

BLF2/BLHF2/ HBLF2	15	BF115A	BF115AH	BF115AHH
	20	BF120A	BF120AH	BF120AHH
	30	BF130A	BF130AH	BF130AHH

2-Pole 120/240V AC Bolt-on

BLF/BLHF	15	BF215A	BF215AH	-
	20	BF220A	BF220AH	-
	30	BF230A	BF230AH	-
	40	BF240A	BF240AH	-
	50	BF250A	BF250AH	-
	60	BF260A	BF260AH	-

Siemens Industry, Inc.
5400 Triangle Parkway
Norcross, GA 30092

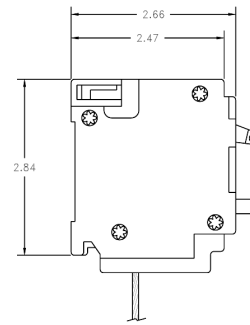
1-800-241-4453
info.us@siemens.com

Subject to change without prior notice
Order No. RPFL-GFCIN-0917
Printed in USA
All Rights Reserved
© 2017, Siemens Industry, Inc.

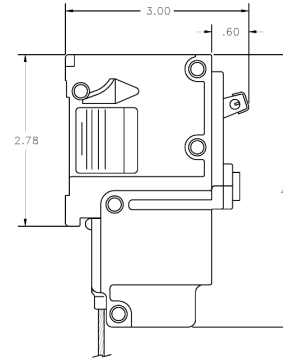
The technical data presented in this document is based on an actual case or on as-designed parameters, and therefore should not be relied upon for any specific application and does not constitute a performance guarantee for any projects. Actual results are dependent on variable conditions. Accordingly, Siemens does not make representations, warranties, or assurances as to the accuracy, currency or completeness of the content contained herein. If requested, we will provide specific technical data or specifications with respect to any customer's particular applications. Our company is constantly involved in engineering and development. For that reason, we reserve the right to modify, at any time, the technology and product specifications contained herein.

Dimensions

1-Pole (1" Wide)

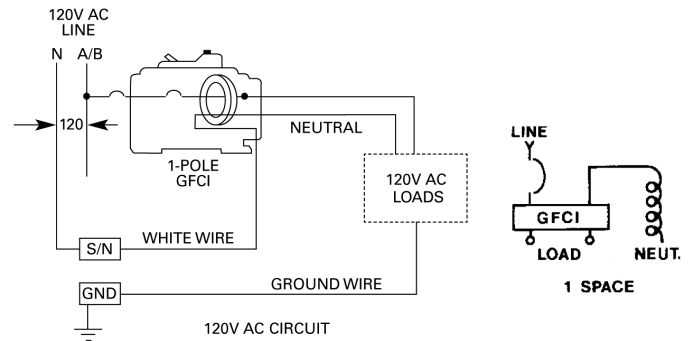


2-Pole (2" Wide)



Wiring Diagrams

1-Pole (1" Wide)



2-Pole (2" Wide)

