


UL 67 Compliant Load Centers and Panelboards

Service entrance barrier changes to meet new enhanced safety requirements.

What is UL 67?

Beginning January 1, 2017, enhanced UL 67 safety requirements will take effect, applying to all panelboards and load centers with service equipment applications. To comply, any single service disconnect panelboard or load center must have provisions such that, when the service disconnect is opened, no person in the field servicing the equipment load side can make accidental contact to live circuit parts. Barriers to protect against unintended contact shall be constructed in such a way that they are easily installable and removable without contacting or damaging bare or insulated live parts.

In addition to meeting new UL 67 requirements, these enhancements will meet the new requirements in Section 408.3(A)(2) of the 2017 National Electric Code. Although these new service barrier requirements enhance the safety of working on panelboards, Siemens recommends turning off and locking all power supplying these panelboards before working inside to avoid any potential hazards. Electrical equipment should always be placed in an electrically safe condition prior to working inside. Installation and maintenance of this equipment should only be done by a qualified person. Appropriate personal protective equipment (PPE) must be worn and safe work practices must be followed. See NFPA 70E for information on PPE and safe work practices.



Lighting panels and power panels

Panels are factory labeled suitable for use as service entrance equipment when NEC requirements are met. Factory installed and field installable Service Entrance Barrier kits are now available as required by UL 67.



ND Main Breaker (With line side UL 67 barrier installed on the left side of the breaker)

Type P1 Service entrance barriers

Field installable barriers to meet UL 67 service entrance requirements

Catalog number	Description
SEBKR1V1	FD, QJ, QR Service Entrance Barrier Kit (Revised P1)
SEBKR1V2	ED Service Entrance Barrier Kit (Revised P1)
SEBKR1V3	BQD Service Entrance Barrier Kit (Revised P1) back-fed
SEBKR1V4	xGB Service Entrance Barrier Kit (Revised P1) back-fed
SEBKR1P2P3V1	JD, LD Service Entrance Barrier Kit (RP1, P2, P3)

Type P2 Service entrance barriers

Field installable barriers to meet UL 67 service entrance requirements

Catalog number	Description
SEBKP2V1	BL, BQD Main Service Entrance Barrier (P2 only)
SEBKP2V2	xGB Main Service Entrance Barrier (P2 only)
SEBKP2V3	FD, QJ, QR Horizontal Main Service Entrance Barrier (P2, P2 with SEM3, P3)
SEBKP2V4	FD, QJ, QR Vertical Main Service Entrance Barrier (P2, P2 with SEM3)
SEBKP2V5	ED Horizontal Main Service Entrance Barrier (P2, P2 with SEM3)
SEBKP2V6	ED Vertical Main Service Entrance Barrier (P2, P2 with SEM3)
SEBKP1P2P3V1	D, LD Service Entrance Barrier Kit (RP1, P2, P3)

Type P3 Service entrance barriers

Field installable barriers to meet UL 67 service entrance requirements

Catalog number	Description
SEBP3V1	Service Entrance Barrier Kit CFD, FD (P3 only)
SEBKP1P2P3V1	JD, LD Service Entrance Barrier Kit (RP1, P2, P3)

Type P4 Service entrance barriers

Field installable barriers to meet UL 67 service entrance requirements

Catalog number	Breaker type
SEBP4V1	(S)JD, (S)LD, MG
SEBP4V2	CJD, CLD
SEBP4V3	JG, LG

Type P5 Service entrance barriers


Field installable barriers to meet UL 67 service entrance requirements

Catalog number	Breaker type
SEBP4V1	(S)JD, (S)LD, MG
SEBP4V2	CJD, CLD
SEBP4V3	JG, LG
SEBP5V1	(S)MD, (S)ND without shield
SEBP5V2	(S)MD, (S)ND without shield
SEBP5V3	Vacu-Break Switches
SEBP5V4	HCP Switches

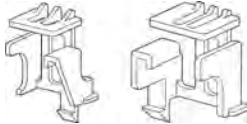




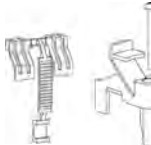


Load centers and meter combos

Touchsafe barriers are required for any single main service entrance application for a panel covered under UL 67. Line Terminal Barriers will be included in Main Breaker Load Centers and Single Main Meter Combos manufactured after January 1, 2017.

Single phase and 3-phase main breaker kits will include a barrier. Field installable kits are being created for replacements if needed and line terminal barriers are being added to hold down kits that can be used in back-fed applications. The barriers are designed to have minimal interference during load center installation, and can be removed and reattached as necessary.



Service entrance barriers

	Catalog number	Description
	ECLTB1	For EQ Main Breakers / MBK kits 100A-125A
	ECLTB2	For EQ Main Breakers / MBK kits 150A-225A
	ECLTB3	For QN / QNR type breakers
	ECLTB4	For QR 3 phase breakers
	ECMBR1	For 2 Pole QP / MP-T type breakers for EQIII (extruded basepan) and Line 5 Load Centers
	ECMBR2	For 2 Pole QP / MP-T type breakers to be used with Ultimate LCs (now ES / PL), Murray or Rock Solid
	ECMBR3	For 3 Pole QP / MP-T type breakers to be used with PL, ES 3 phase load centers
	ECLX387HD	For 2 Pole MP-T type breakers in legacy Murray load centers

Questions and Clarifications Page

Q: When is the COMPAS launch?

A: COMPAS Launch is set for week of Oct. 24. Click the check box to include a service entrance barrier kit in BOM.

The image shows a screenshot of the 'Panelboard' configuration software interface. The interface has several tabs at the top: 'General*', 'Interior*', 'Front and Enclosure*', 'Nameplates*', 'Panel Type*', 'Paint*', and 'Product Services'. The 'General*' tab is active. In the 'Designation*' section, there is a text input field and a checked checkbox labeled 'Service Entrance'. An orange arrow points from the 'Designation*' text to the 'Service Entrance' checkbox. Other options in this section include 'Series Rated' (unchecked), 'Feed*' (radio buttons for 'Top' and 'Bottom'), and 'Mounting*' (radio buttons for 'Surface' and 'Flush'). The 'Enclosure Type*' is set to 'Indoor'. The 'Classification' section has 'Column Type' (unchecked), 'SEM3' (unchecked), and 'Maintenance Bypass' (unchecked). The 'Circuit Numbering' section has 'Alignment' (radio buttons for 'Horizontal' and 'Vertical'), 'Circuit Type' (radio buttons for 'By Poles' and 'By Devices'), and 'Continuous' (checked).

Q. What if a job has already been ordered, but is shipping after Jan. 1, 2017?

A. Please contact the plant directly or customer service to coordinate a service entrance barrier kit to be shipped to the job site.

Q. Does UL 67 apply to any other Siemens products?

A. Switchboards, Motor Control Centers and Low Voltage Switchgear are not affected by UL 67 because they already have their own service entrance requirements.

Q. What about panelboards and load centers already installed in the field that do not have service entrance barrier provisions?

A. According to the standard, existing field sites/jobs do not need to be retrofitted.

Q. How do I work with and around the barrier when it is installed?

A. Instruction sheets will come with every kit. Sheets can also be downloaded online in case they are lost.

Published by
Siemens Industry, Inc. 2016.

Siemens Industry, Inc.
5400 Triangle Parkway
Norcross, GA 30092

For more information, please contact
our Customer Support Center.
Phone: 1-800-241-4453
E-mail: info.us@siemens.com

usa.siemens.com/panelboards

Order No.: PDBR-SEB67-1216
Printed in U.S.A.

© 2016 Siemens Industry, Inc.

Subject to changes and errors. The information given in this document only contains general descriptions and/or performance features which may not always specifically reflect those described, or which may undergo modification in the course of further development of the products. The requested performance features are binding only when they are expressly agreed upon in the concluded contract.