



SIEMENS

Ingenuity for life

TPS3 15

Type 1 / Type 2 Surge Protective Device (SPD) For Line Side or Load Side Applications

Features:

- UL 1449-4 Type 2 SPD, UL 1283 Listed, CSA 22.2 No. 269.2
- Optional UL 1449 4th Edition Listed Type 1, CSA 22.2 No. 269.1
- Type 1 / Type 2 SPD
- Mounts external to electrical distribution equipment
 - Recommended for line side or load side applications
- When "P" option is selected, TPS3 15, Type 1 SPD mounts internal to: SB1, SB3 and Type RCS switchboards, Type WL low voltage switchgear and TIASTAR motor control centers
- Large block, individually fused, thermally protected, 50 kA MOVs
- Internal rotary disconnect switch
- 20 kA I_n (most models)
- 200 kA SCCR (most models)
- Provides redundant replaceable module protection for low to high exposure applications
- All UL required OCP & safety coordination included
 - Type 1 SPDs intended for Line or Load side of Main Disconnect
 - Type 2 SPDs intended for Load side of Main Disconnect

- UL96A Lightning Protection Master Label compliant (@20kA I_n)
- Designed, manufactured and tested consistent with:
 - ANSI/IEEE C62.41.1-2002, C62.41.2-2002, C62.45-2002, C62.62-2010, C62.72-2007 & CSA C22.2 No. 269.1 and .2
 - 1992/2000 NEMA LS-1
 - NEC Article 285
 - IEC 61643, CE
- 10 year warranty

SPD Specifications

- Surge Current Rating Per Phase

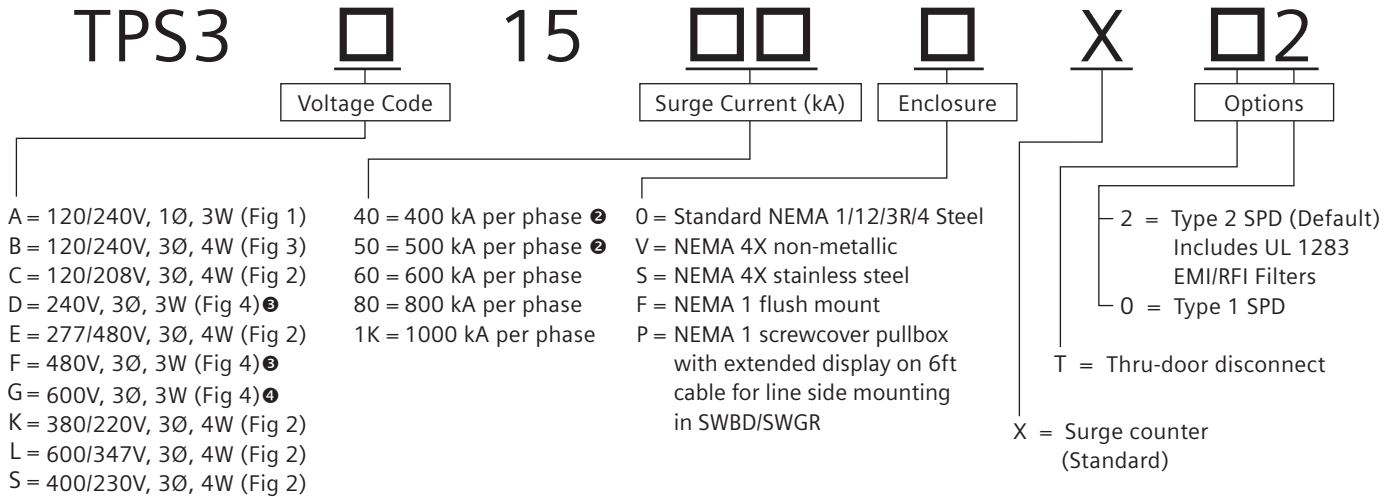
Per Phase	L-N	L-G	N-G
600 kA	300 kA	300 kA	300 kA
800 kA	400 kA	400 kA	400 kA
1000 kA	500 kA	500 kA	500 kA

- 100% monitoring (Every MOV is monitored, incl. N-G)
- Individually fused and thermally protected MOVs
- Solid state bi-directional operation
- EMI/RFI filtering: Active tracking up to -50 db from 10 kHz to 100 MHz (Type 2 option only, includes UL 1283 Listing)
- Repetitive impulse: 5,000 hits
- Less than 1 nanosecond response time
- Relative humidity range: 0 -95% non-condensing
- Operating frequency: 47-63 Hz
- Operating temperature: -25°C (-15°F) to +60°C (140°F)



- Standard Configuration
 - Standard NEMA 1/12/3R/04 ANSI 61 steel enclosure
 - Internal rotary disconnect switch
 - Wire size: #8 AWG to 1/0
 - Standard size: 20" x 20" x 7" (508 mm x 508 mm x 178 mm) *
 - Standard weight: 64 lb. (29 kg) *
- *Other NEMA ratings may increase enclosure size and weight
- SPD Monitoring
 - LED indicators
 - Audible alarm with silence switch and test button
 - Dry contacts
 - Surge counter

Ordering Information



Example: TPS3C1560SX02 = Type 2 SPD (Default) for a 208/120V application with a surge current capacity of 600 kA per phase, in a NEMA 4X stainless steel enclosure with a surge counter and standard disconnect switch

**Available Accessories:
 Ordered Separately**
 RMSIE - Remote monitor

When an option is not selected, include a zero (0) in the field

UL 1449 Fourth Edition - Test Data Voltage Protection Rating (VPR - 6 kV, 3 kA)								
Voltage Code	Service Voltage	L-N	L-G	N-G	L-L	I _n	SCCR	MCOV
A	120/240V, 1Ø, 3W (Fig 1)	700	700	700	1000	20 kA	100 kA	150
B	120/240V, 3Ø, 4W (Fig 3)	700/1200	700/1200	700/1000	1000/1800	20 kA	200 kA	150 / 320
C	120/208V, 3Ø, 4W (Fig 2)	700	700	700	1000	20 kA	200 kA	150
D	240V, 3Ø, 3W (Fig 4)	—	1200	—	1200	20 kA	200 kA	320
E	277/480V, 3Ø, 4W (Fig 2)	1200	1200	1200	1800	20 kA	200 kA	320
F	480V, 3Ø, 3W (Fig 4)	—	1800	—	1800	20 kA	200 kA	550
G	600V, 3Ø, 3W (Fig 4)	—	2500	—	2500	10 kA	200 kA	690
K	380/220V, 3Ø, 4W (Fig 2)	1200	1200	1200	2000	20 kA	200 kA	320
L	600/347V, 3Ø, 4W (Fig 2)	1500	1500	1500	2500	20 kA	200 kA	420
S	400/230V, 3Ø, 4W (Fig 2)	1200	1200	1200	2000	20 kA	200 kA	320

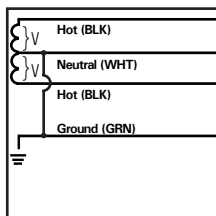


Figure 1
 Split
 2 Hots, 1 Neu, 1 Grnd

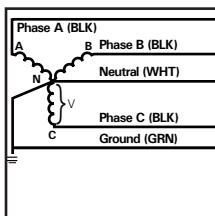


Figure 2
 Wye
 3 Hots, 1 Neu, 1 Grnd

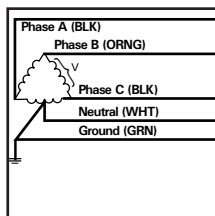


Figure 3
 Hi-Leg Delta (B High)
 3 Hots, (B High),
 1 Neu, 1 Grnd

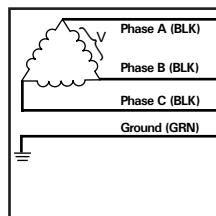


Figure 4
 Delta & HRG Wye
 3 Hots, 1 Grnd

Notes:

- ① For line side mounting in SWBD/SWGR
- ② Available in G voltage code only
- ③ Available in 600 kA & 800 kA only
- ④ Available in 400 kA & 500 kA only

Siemens Industry, Inc.
 5400 Triangle Parkway
 Norcross, GA 30092
 888-333-3545
 info.us@siemens.com

Order No. RPFL-S315C-0716
 Printed in USA
 All Rights Reserved.
 ©2016 Siemens Industry, Inc.